

# Doing Business 2015

## Going Beyond Efficiency



COMPARING BUSINESS REGULATIONS FOR DOMESTIC FIRMS IN **189** ECONOMIES

*A World Bank Group Flagship Report*

© 2014 International Bank for Reconstruction and Development / The World Bank  
1818 H Street NW, Washington DC 20433  
Telephone: 202-473-1000; Internet: [www.worldbank.org](http://www.worldbank.org)

Some rights reserved  
1 2 3 4 17 16 15 14

This work is a product of the staff of The World Bank with external contributions. The findings, interpretations, and conclusions expressed in this work do not necessarily reflect the views of The World Bank, its Board of Executive Directors, or the governments they represent. The World Bank does not guarantee the accuracy of the data included in this work. The boundaries, colors, denominations, and other information shown on any map in this work do not imply any judgment on the part of The World Bank concerning the legal status of any territory or the endorsement or acceptance of such boundaries.

Nothing herein shall constitute or be considered to be a limitation upon or waiver of the privileges and immunities of The World Bank, all of which are specifically reserved.



This work is available under the Creative Commons Attribution 3.0 IGO license (CC BY 3.0 IGO) <http://creativecommons.org/licenses/by/3.0/igo>. Under the Creative Commons Attribution license, you are free to copy, distribute, transmit, and adapt this work, including for commercial purposes, under the following conditions:

**Attribution**—Please cite the work as follows: World Bank. 2014. *Doing Business 2015: Going Beyond Efficiency*. Washington, DC: World Bank. DOI: 10.1596/978-1-4648-0351-2. License: Creative Commons Attribution CC BY 3.0 IGO

**Translations**—If you create a translation of this work, please add the following disclaimer along with the attribution: *This translation was not created by The World Bank and should not be considered an official World Bank translation. The World Bank shall not be liable for any content or error in this translation.*

**Adaptations**—If you create an adaptation of this work, please add the following disclaimer along with the attribution: *This is an adaptation of an original work by The World Bank. Views and opinions expressed in the adaptation are the sole responsibility of the author or authors of the adaptation and are not endorsed by The World Bank.*

**Third-party content**—The World Bank does not necessarily own each component of the content contained within the work. The World Bank therefore does not warrant that the use of any third-party-owned individual component or part contained in the work will not infringe on the rights of those third parties. The risk of claims resulting from such infringement rests solely with you. If you wish to re-use a component of the work, it is your responsibility to determine whether permission is needed for that re-use and to obtain permission from the copyright owner. Examples of components can include, but are not limited to, tables, figures, or images.

All queries on rights and licenses should be addressed to the Publishing and Knowledge Division, The World Bank, 1818 H Street NW, Washington, DC 20433, USA; fax: 202-522-2625; e-mail: [pubrights@worldbank.org](mailto:pubrights@worldbank.org).

ISBN (paper): 978-1-4648-0351-2  
ISBN (electronic): 978-1-4648-0352-9  
DOI: 10.1596/978-1-4648-0351-2  
ISSN: 1729-2638

Cover design: Corporate Visions, Inc.

# Doing Business 2015

## Going Beyond Efficiency



COMPARING BUSINESS REGULATIONS FOR DOMESTIC FIRMS IN 189 ECONOMIES

*A World Bank Group Flagship Report*



## Resources on the Doing Business website

### Current features

News on the *Doing Business* project  
<http://www.doingbusiness.org>

### Rankings

How economies rank—from 1 to 189  
<http://www.doingbusiness.org/rankings>

### Data

All the data for 189 economies—topic rankings, indicator values, lists of regulatory procedures and details underlying indicators  
<http://www.doingbusiness.org/data>

### Reports

Access to *Doing Business* reports as well as subnational and regional reports, reform case studies and customized economy and regional profiles  
<http://www.doingbusiness.org/reports>

### Methodology

The methodologies and research papers underlying *Doing Business*  
<http://www.doingbusiness.org/methodology>

### Research

Abstracts of papers on *Doing Business* topics and related policy issues  
<http://www.doingbusiness.org/research>

### Doing Business reforms

Short summaries of DB2015 business regulation reforms, lists of reforms since DB2008 and a ranking simulation tool  
<http://www.doingbusiness.org/reforms>

### Historical data

Customized data sets since DB2004  
<http://www.doingbusiness.org/custom-query>

### Law library

Online collection of business laws and regulations relating to business  
<http://www.doingbusiness.org/law-library>

### Contributors

More than 10,700 specialists in 189 economies who participate in *Doing Business*  
<http://www.doingbusiness.org/contributors/doing-business>

### Entrepreneurship data

Data on business density (number of newly registered companies per 1,000 working-age people) for 139 economies  
<http://www.doingbusiness.org/data/exploretopics/entrepreneurship>

### Distance to frontier

Data benchmarking 189 economies to the frontier in regulatory practice  
<http://www.doingbusiness.org/data/distance-to-frontier>

### Information on good practices

Showing where the many good practices identified by *Doing Business* have been adopted  
<http://www.doingbusiness.org/data/good-practice>

### Doing Business iPhone app

*Doing Business at a Glance*—presenting the full report, rankings and highlights for each topic for the iPhone, iPad and iPod touch  
<http://www.doingbusiness.org/special-features/iphone>



# Contents

v	Foreword
1	Overview
15	About <i>Doing Business</i>
24	What is changing in <i>Doing Business</i> ?
33	Reforming the business environment in 2013/14

---

## Case studies

47	Starting a business <i>The growing efficiency of company registries</i>
53	Zoning and urban planning <i>Understanding the benefits</i>
60	Registering property <i>Measuring the quality of land administration systems</i>
67	Getting credit <i>The importance of registries</i>
76	Protecting minority investors <i>Going beyond related-party transactions</i>
83	Paying taxes <i>Trends before and after the financial crisis</i>
90	Enforcing contracts <i>How judicial efficiency supports freedom of contract</i>
96	Resolving insolvency <i>Measuring the strength of insolvency laws</i>

---

102	Highlights from the <i>Doing Business</i> research conference
109	References
114	Data notes
146	Distance to frontier and ease of doing business ranking
152	Summaries of <i>Doing Business</i> reforms in 2013/14
167	Country tables
231	Labor market regulation data
252	Acknowledgments

*Doing Business 2015* is the 12th in a series of annual reports investigating the regulations that enhance business activity and those that constrain it. *Doing Business* presents quantitative indicators on business regulations and the protection of property rights that can be compared across 189 economies—from Afghanistan to Zimbabwe—and over time.

*Doing Business* measures regulations affecting 11 areas of the life of a business. Ten of these areas are included in this year's ranking on the ease of doing business: starting a business, dealing with construction permits, getting electricity, registering property, getting credit, protecting minority investors, paying taxes, trading across borders, enforcing contracts and resolving insolvency. *Doing Business* also measures labor market regulation, which is not included in this year's ranking.

Data in *Doing Business 2015* are current as of June 1, 2014. The indicators are used to analyze economic outcomes and identify what reforms of business regulation have worked, where and why.





## Foreword

### How to use *Doing Business* indicators and how not to

The public discourse on economic policy is overwhelmingly focused on fiscal measures, monetary interventions, welfare programs and other such highly visible instruments of government action. Thus when an economy does poorly, a disproportionate amount of our debate centers on whether or not it needs a fiscal stimulus, whether there should be liquidity easing or tightening, whether its welfare programs have been too profligate or too paltry and so on. What gets much less attention but is equally—and, in some situations, even more—important for an economy's success or failure is the nuts and bolts that hold the economy together and the plumbing that underlies the economy.

The laws that determine how easily a business can be started and closed, the efficiency with which contracts are enforced, the rules of administration pertaining to a variety of activities—such as getting permits for electricity and doing the paperwork for exports and imports—are all examples of the nuts and bolts that are rarely visible and in the limelight but play a critical role. Their malfunctioning can thwart an economy's progress and render the more visible policy instruments, such as good fiscal and monetary policies, less effective. Just as the Space Shuttle Challenger broke apart on takeoff from Cape Canaveral, Florida, on January 28, 1986, not because (as was later realized) something major had gone wrong but because a joint

held together by a circular nut called the O-ring had failed, an economy can be brought down or held back by the failure of its nuts and bolts. The World Bank Group's *Doing Business* report is an annual statement of the state of the nuts and bolts of economies around the world and, as such, is one of the most important compendiums of information and analysis of the basis of an economy's effective day-to-day functioning and development.

Creating an efficient and inclusive ethos for enterprise and business is in the interest of all societies. An economy with an efficient bureaucracy and rules of governance that facilitates entrepreneurship and creativity among individuals, and provides an enabling atmosphere for people to realize their full potential, can enhance living standards and promote growth and shared prosperity. It can also help in creating an environment in which standard macroeconomic policies are more effective and course through the economy more easily. After decades of debate there is now some convergence in economics about the roles of the market and the state. To leave everything to the free market can lead to major economic malfunction and elevated levels of poverty, and have us be silent witnesses to, for instance, discrimination against certain groups. Moreover, there is a logical mistake that underlies the market fundamentalist philosophy. To argue that individuals and private businesses should have all the freedom to pursue what they

wish and that government should not intervene overlooks the fact that government is nothing but the outcome of individual actions. Hence the edict is internally inconsistent. Fortunately, market fundamentalism has, for the most part, been relegated to the margins of serious policy discourse.

Turning to the other extreme, it is now widely recognized that to have the state try to do it all is a recipe for economic stagnation and cronyism. In any national economy there are too many decisions to be made, and too great a variety of skills and talents scattered through society, for any single authority to take effective charge.

It is true that government should intervene in the market to help the disadvantaged, to keep inequality within bounds, to provide public goods and to create correctives for market failures such as those stemming from externalities, information asymmetries and systemic human irrationalities.<sup>1</sup> But over and above these, government also has the critical responsibility to provide a nimble regulatory setup that enables ordinary people to put their skills and talents to the best possible use and facilitates the smooth and efficient functioning of businesses and markets.<sup>2</sup> It is this critical role of providing an enabling and facilitating ethos for individual talent and enterprise to flourish—which includes an awareness of where not to intervene and interfere—that the *Doing Business* report tries to measure. There is no unique way of doing this, and there are plenty of open conceptual questions one has to contend with. In brief, by its very nature *Doing Business* has all the ingredients of being both important and controversial, and it has lived up to both qualities in ample measure.

## SWITCHING SIDES

As an independent researcher and, later, as Chief Economic Adviser to the Indian government, I used, criticized, valued and debated the *Doing Business* report, unaware that I would be at the World Bank one day and hence be shifted from the side of the consumer to that of the manufacturer of this product. This shift has given me a 360-degree view of *Doing Business* and, along with that, an awareness of its strengths and weaknesses, which others, luckier than I, may not have.

Its greatest strength is its transparency and adherence to clearly stated criteria. *Doing Business* takes the same set of hypothetical questions to 189 economies and collects answers to these. Thus, for instance, when checking on an economy's efficacy in "enforcing contracts," it measures the time, cost and procedures involved in resolving a hypothetical commercial lawsuit between 2 domestic firms through a local court. The dispute involves the breach of a sales contract worth twice the size of the income per capita of the economy or \$5,000, whichever is greater. This meticulous insistence on using the same standard everywhere gives *Doing Business* a remarkable comparability across economies.

However, this same strength is inevitably a source of some weaknesses. It means that, contrary to what some people believe, *Doing Business* is not based on sample surveys of firms. It is not feasible, at least not at this stage, to conduct such surveys in 189 economies. A lot of the *Doing Business* data are based on careful collection of de jure information on what an economy's laws and regulations require. Further, even

when, based on a study of one economy or a cluster of economies, some measure is found to be an important determinant of the ease of doing business, it may not be possible to put this measure to use unless a way is found to collect information on it from all 189 economies.

Nor does the fact that the same measures are collected for all economies automatically mean that they are the right measures. The same measure may be more apt for one economy and less so for another. As Ken Arrow once pointed out, the medieval English law under which no one was allowed to sleep on park benches applied to both paupers and aristocrats, but since the latter typically did not consider the use of park benches for napping, it was amply clear that this horizontally anonymous law was actually meant for only one class of people, namely the poor.<sup>3</sup>

Another problem arises from the fact that the overall ease of doing business ranking is an aggregation of 10 component indicators—measuring how easy it is (in the economy concerned) to start a business, deal with construction permits, get electricity, register property, get credit, pay taxes, trade across borders, enforce contracts and resolve insolvency and how strong the protections for minority investors are. Further, each of these 10 component indicators is itself an amalgam of several even more basic measures. The way all this is aggregated is by giving each basic measure the same weight to get to each component indicator, and then giving an equal weight to each of the 10 component indicators to get to the final score. Questions may indeed be asked about whether it is right to give the same weight to different indicators.<sup>4</sup> Is an economy's speed at

1. There is evidence that human beings are not just frequently irrational but have certain systematic propensities to this, which can be and has been used to exploit individuals (Akerlof and Shiller 2009; Johnson 2009). By this same logic, these irrationalities can be used to promote development and growth. The next *World Development Report* (World Bank, forthcoming), to be published in December 2014, is devoted to this theme.
2. This convergent view can increasingly be found in microeconomics books, such as Bowles (2006); Basu (2010); and Ferguson (2013).
3. Arrow 1963.
4. There is a lot of research on the choice of weights when aggregating and on the algebra of ranking; see, for example, Sen (1977); Basu (1983); and Foster, McGillivray and Seth (2012).





of such an exercise, and it is hoped that independent researchers, wherever in the world they happen to be, will join in the task of refining and improving this important document.

---

## STRENGTHS AND WEAKNESSES

While the 2-year task of improving the methodology continues, it is worth being clear that there is no such thing as the best, all-encompassing indicator. As a consequence, responsibility rests as much with the users of the ease of doing business ranking as with its producers to make sure that it is a valuable instrument of policy. Controversy has often arisen from reading more into the ranking or indicator than what it actually captures. It has been pointed out, critically, that there are economies that do poorly on the *Doing Business* indicators but that nevertheless get a lot of foreign direct investment (FDI) from global corporations. These examples are usually nothing more than a reminder that an economy has many more aspects than the features that are tracked and measured by the *Doing Business* report. The flow of FDI into an economy is facilitated by having a better doing business ethos, true, but FDI flows can be thwarted by other policy weaknesses; and, conversely, an economy with poor performance on the *Doing Business* indicators may make up for it in other ways so as to attract large FDI inflows. The fact that there are examples of economies that do not do well on the *Doing Business* indicators but continue to receive flows of FDI shows that private corporations do not make this mistake; they will decide on the basis of a range of factors.

Another common criticism is implicit in the question, If economy *x* is growing fast, why does it not rank high on the ease of doing business? First, if

the ease of doing business ranking were constructed in such a way that it had a very high correlation with GDP or GDP growth, there would be little reason to have a new ranking. We would be able to get our result from looking at GDP or GDP growth tables. Second, this question is often rooted in the common mistake, already noted, of treating the ease of doing business ranking as an all-encompassing measure of an economy's goodness. It is not. An economy can do poorly on *Doing Business* indicators but do well in macroeconomic policy or social welfare interventions. In the end, *Doing Business* measures a slender segment of the complex organism that any modern economy is. It attempts to capture a segment that is representative of other general features of the economy (and effort will be made to improve on this), but the fact remains that an economy can undo the goodness or badness of its performance on *Doing Business* indicators through other policies.

Moreover, economic efficiency is not the only measure by which we evaluate an economy's performance.<sup>8</sup> Most of us value greater equality among people; the ease of doing business ranking is not meant to measure success on that scale. We value better health, better education, literature and culture; the ease of doing business ranking is not meant to capture these either. It is a mistake to treat this as a criticism of the ease of doing business ranking; it is simply a reminder that life is a many-splendored thing, and the *Doing Business* report tries to capture one aspect of the good life. The need is to resurrect that once-popular expression, "ceteris paribus." Other things remaining the same, an economy should try to improve its score underlying the ease of doing business ranking.

In putting the ease of doing business ranking to use in crafting policy, it

is important to keep in mind these caveats, strengths and weaknesses. Ultimately, the *Doing Business* indicators are meant to simply hold up a mirror to economies. A poor score should alert a government that it ought to examine its regulatory structure. On the basis of this it may decide to change some regulatory features and policies in ways that may not even directly affect its ease of doing business ranking but nevertheless improve the economy's performance. If this happens, and there is some evidence that it does, the *Doing Business* report would be serving its purpose. There are governments that attract a lot of talent into their bureaucracy but nevertheless do not have an efficient administration because the bureaucrats get trapped in their arcane rules of engagement. This is a report that can be of great value to such governments. And it is gratifying that a large number of governments have put it precisely to such use.

Promoting a well-functioning, competitive private sector is a major undertaking for any government, especially for one with limited resources and technical capabilities. It requires long-term comprehensive policies targeting macroeconomic stability; investment in infrastructure, education and health; and the building of technological and entrepreneurial capacity. A well-functioning political system—one in which the government is perceived to be working in the public interest while managing scarce resources in a reasonably transparent way—plays a central role. Removing administrative barriers and strengthening laws that promote entrepreneurship and creativity—both of which are within the power of governments to do—can set an economy on the path to greater prosperity and development. There is compelling evidence that excessively burdensome regulations can lead to large informal and less-productive sectors, less entrepreneurship and lower rates of employment and growth.

---

8. See Stiglitz, Sen and Fitoussi (2009); World Bank (2014a); and World Bank and IMF (2014).

## CARDINALITY, ORDINALITY, RANKINGS AND RATINGS

One feature of the report that has received a lot of attention is its use of rankings. Ultimately, what the report does is to provide a table with a simple ordinal ranking of all 189 economies. After a lot of debate and discussion a decision was made to stay with the overall ranking, even though other, cardinal features of the exercise are at the same time being strengthened, as will be explained shortly.

It was in 2005 that the World Bank Group management decided to start ranking economies on the ease of doing business because it recognized the value of benchmarking exercises in generating interest among policy makers in reform.<sup>9</sup> In an area that had received little attention from policy makers before the publication of the first *Doing Business* report, the rankings proved to be an important catalyst in raising the profile of regulation as a central element of a good investment climate. The rankings also proved effective in moving issues of performance and progress in business regulation to the center of policy discussions in a large number of economies. By capturing complex, multidimensional realities in a simple quantified framework, the rankings also helped to facilitate communication between different stakeholders and made possible meaningful international comparisons of the regulatory performance of economies, contributing, along the way, to increasing the accountability of political actors.

Members of the business community, for instance, could point to the existence of less complex and costly procedures or better-functioning institutions in other economies in the region in their dealings with governments,

which, by and large, had been slow to see their own *Doing Business* data in an international perspective. The overall ranking has value in addition to the topic-level indicators. The overall ranking combines a wealth of information that serves as a summary measure and allows governments to benchmark their economy's performance against that of other economies.

Notwithstanding the important benefits of rankings, the disaggregated data are also a clear strength of the project. Policy makers frequently become aware of the measurements through the ranking but then use the disaggregated data to shape reform programs. The data identify best practices globally and identify where each economy's practices hold inefficiencies or inadequate legal protections. For example, governments find it useful to compare their own procedures lists for firm start-up with those of other economies that pursue the same goals with less procedural complexity and at lower cost.

Having noted these advantages, we would be remiss if we did not point to some of the disadvantages of ordinal ranking. When an economy is given a rank, there is no sense of how far it is from its closest contenders. Consider an economy that is ranked at 95, with no other economy at that rank. We know that its closest contenders are at 94 and 96 and this would be unchanged no matter how far or how near those other economies are. This means that when economies are very densely packed, a small improvement can lead to a vast jump in ranking and a small worsening can lead to a large drop in ranking. To see this, consider an extreme case where 50 economies have exactly the same scores on the indicators underlying the ease of doing business ranking and so each of them has the same ranking, say 95. If one

economy does slightly worse, with no change in the performance of all the other economies, it will drop not to 96 in the ranking but to 145. On an ordinal ranking scale this will show up as a seemingly alarming drop, but nothing alarming has actually happened. Similarly, if an economy is far behind the economy ahead of it, it can make a large improvement and yet show no gain in the ordinal rank measure.

In response to this, there are 2 comments in defense of the methods used. First, the *Doing Business* team worked over the past 3 years to deepen the indices by adding a "distance to frontier" measure. This measure has certain cardinal qualities because it tries to capture the actual distance each economy has to go to reach the frontier of "best performance." This puts on display how each economy performs not only vis-à-vis other economies but also in absolute terms. Further, the distance to frontier score can shed light on the progress made by individual economies over time in comparison with their own regulatory practices of previous years. This makes it transparent that an economy can make actual progress and still lose ground in the ranking when rank-neighboring economies do even better. Recent *Doing Business* reports have given increasing attention to long-term trends in the data—with an emphasis on economies' performance with respect to their past performance—to balance the short-term perspective that the ranking provides. Further, for reasons of transparency *Doing Business* makes the disaggregated data available on its website. This allows users to construct alternative rankings with any set of weights they may wish to attach to individual indicators.

Second, the ranking issue crops up for both the final aggregate score and the basic indicators that go into the

9. See World Bank (2006).

creation of this final score. Here, the use of ordinal ranks is more problematic because they get absorbed in the final measure and economies making small improvements or regressions in densely packed areas can have a disproportionate gain or loss in ranking. This information being buried in the basic indicators makes it harder to discern. For this reason from this year we decided to switch from using the ordinal ranks of basic indicators to using absolute or cardinal measures before they are aggregated in the final ranking. There are also other options. One is to switch from rankings to ratings, which would have economies appear in clusters that are then ranked. But this method too comes with its own share of strengths and weaknesses.

---

## CONCLUSION

The economy is a complex machine, beyond the full comprehension of any person. Over the years meticulous research, collection of increasingly sophisticated data and the advance of economic theory and innovative modeling have given us a better understanding of this machine. Nevertheless, one has to approach economic policy making with a certain humility, keeping an eye on the fact that what we, all this time, took to be an established feature of economics may be open to question. In brief, the discipline is evolving and we must be willing participants in the process.

The World Bank Group's *Doing Business* initiative is no exception to this. It tries

to track and measure one of the most important features of an economy—the ease with which it is possible to do business, trade and exchange. It provides governments, administrators and researchers with valuable data and analysis to promote a better regulatory framework for development, job creation and growth. There are economies that have benefited greatly from this and it is hoped that *Doing Business* will continue to provide this service. At the same time, as this foreword has argued, we are aware that we still have some distance to go in our understanding of an economy. For that reason we welcome research and criticism and hope that this will lead to a better *Doing Business* report. This year's report is a small, first step in that direction.



**Kaushik Basu**  
Senior Vice President and  
Chief Economist  
The World Bank  
Washington, DC



## Overview

**G**reat ideas for new business ventures happen every day and everywhere. Some go far, while others never take off. Great ideas are at the heart of development; they allow economies to grow, and they improve people's lives. So it is important to understand why some great ideas never come to fruition even as others thrive.

What do entrepreneurs need to pursue a great idea? First of all, they need the ability to give legal form to the idea—that is, to start a business—simply, quickly and inexpensively and with the certainty of limited liability. They also need the certainty of a well-designed insolvency system, in case the idea fails to work out. In addition, they will need to hire people to help realize the idea, will probably need to obtain financing (both equity and credit) and, in today's increasingly interdependent global economy, may in many cases need a simple way to import and export. And they will need a straightforward way to pay their taxes.

Sound business regulations are fundamental to all this. The right business regulations enable good ideas to take root, leading to the creation of jobs and to better lives. But where business regulations make it difficult to start and operate a business, good ideas may never see the light of day and important opportunities may be missed. Budding entrepreneurs, daunted by burdensome regulations, may opt out of doing business altogether or, if they have the resources, take their ideas elsewhere.

*Doing Business* looks at how business regulations determine whether good ideas can get started and thrive or will falter and wither away. Many other dimensions of the business environment also matter but are outside the scope of *Doing Business*. For example, *Doing Business* does not capture such aspects as security, market size, macroeconomic stability and the prevalence of bribery and corruption. Nevertheless, improving in the areas measured by *Doing Business* is an important step toward a better business environment for all.

### WHAT DOES DOING BUSINESS MEASURE—AND HOW IS IT CHANGING?

This year's *Doing Business* report launches a 2-year process of introducing important improvements in 8 of the 10 sets of *Doing Business* indicators. These improvements provide a new conceptual framework in which the emphasis on the efficiency of regulation is complemented by an increased emphasis on its quality. In the area of dealing with construction permits, for example, *Doing Business* will measure the quality of building regulations and the qualifications of the people reviewing the building plans in addition to the efficiency of the process for completing all the formalities to build a warehouse.

With a few exceptions, the original *Doing Business* indicators focused mainly on measuring efficiency, such as

- This year's *Doing Business* report launches a 2-year process of introducing improvements in 8 of the 10 *Doing Business* indicator sets—to complement the emphasis on the efficiency of regulation with a greater emphasis on its quality.
- New data show that efficiency and quality go hand in hand. Insolvency cases are resolved more quickly, and with better outcomes, where insolvency laws are well designed. Property transfers are faster and less costly in economies with good land administration systems. And commercial disputes are resolved more efficiently by courts using internationally recognized good practices.
- For the first time this year, *Doing Business* collected data for 2 cities in large economies. The data show few differences between cities within economies in indicators measuring the strength of legal institutions, which typically apply nationwide. Differences are more common in indicators measuring the complexity and cost of regulatory processes, where local jurisdictions play a larger role.
- Sub-Saharan Africa accounts for 5 of the 10 top improvers in 2013/14. The region also accounts for the largest number of regulatory reforms making it easier to do business in the past year—75 of the 230 worldwide. More than 70% of its economies carried out at least one such reform.
- Business regulations such as those measured by *Doing Business* are important for new business creation and for the performance of small firms.

by recording the procedures, time and cost to start a business or to transfer property. These are very important aspects to measure. But as the project's importance grew, it became clear that there was a need to expand what was being measured to include more aspects of regulatory quality. Many of the improvements in methodology were inspired and informed by the report of the Independent Panel on *Doing Business* as well as by input from policy makers and data users.<sup>1</sup> They also benefited from discussions at the *Doing Business* research conference held in Washington, DC, in February 2014. (For more details on the changes in methodology, see the chapter on what is changing in *Doing Business*.)

*Doing Business* continues to focus on regulations that affect domestic small and medium-size enterprises, operating in the largest business city of an economy, across 10 areas: starting a business, dealing with construction permits, getting electricity, registering property, getting credit, protecting minority investors, paying taxes, trading across borders, enforcing contracts and resolving insolvency. *Doing Business* also measures labor market regulation, which is not included in any of the aggregate measures. The indicator sets for 3 of the 10 topics are being expanded in this year's report; those for 5 others will be expanded in next year's report (figure 1.1).

In another change starting in this year's report, *Doing Business* has extended its coverage to include the second largest business city in economies with a population of more than 100 million. These economies are Bangladesh, Brazil, China, India, Indonesia, Japan, Mexico, Nigeria, Pakistan, the Russian Federation and the United States.

In addition, while *Doing Business* continues to publish the ease of doing business ranking, this year's report introduces a change in the basis for the ranking, from

the percentile rank to the distance to frontier score. The distance to frontier score benchmarks economies with respect to a measure of regulatory best practice—showing the gap between each economy's performance and the best performance on each indicator.<sup>2</sup> This measure captures more information than the simple rankings previously used as the basis for the ease of doing business ranking because it shows not only how economies are ordered on their performance on the indicators but also how far apart they are.

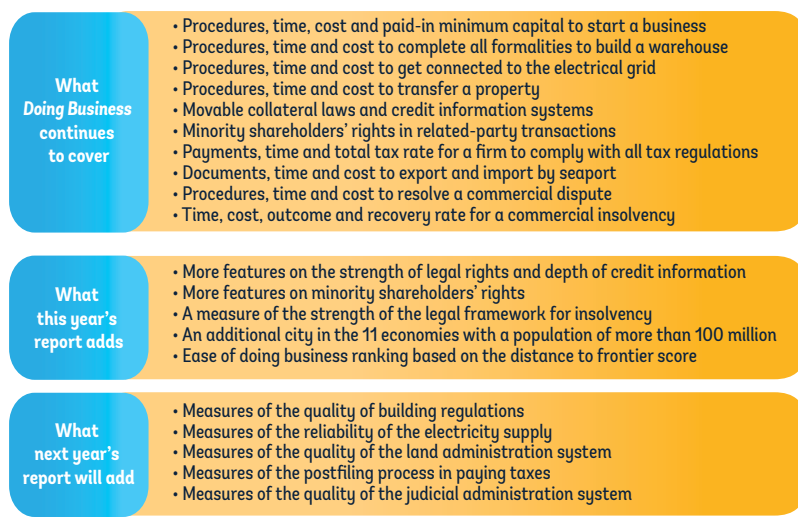
The distance to frontier score also provides an important complement to the ease of doing business ranking in analyzing changes in an economy's business regulatory environment. An example at the global level suggests why: the time series of the distance to frontier scores overwhelmingly shows improvements in business regulations around the world, while in the ease of doing business ranking, for every economy that goes up another must go down. (For more details on the differences between the 2 measures, see the chapter on the distance to frontier and ease of doing business ranking.)

While the changes being implemented this year are substantive, there is a

strong correlation at the aggregate level between this year's data under the old methodology and the same data under the new one (figure 1.2). This is not surprising, since changes are being introduced for only 3 of the 10 topics this year. But even with a high correlation there can still be relatively large shifts in ranking in some cases. This is particularly likely for economies in the middle of the distribution, in part because they are more closely bunched and small shifts in their distance to frontier scores will therefore tend to have a greater impact on their positions relative to other economies. Another reason is that these are the economies that historically have made more intense efforts to reform business regulation.

The *Doing Business* website presents comparable data for this year and last, making it possible to assess the extent to which there has been an improvement in business regulation in any economy as tracked by the distance to frontier measure. Moreover, because most of the changes in methodology involve adding new indicators rather than revising existing ones, data for more than 90% of the previously existing indicators remain comparable over time. The full series are available on the website.

**FIGURE 1.1** What *Doing Business* continues to cover and what it is adding



## WHERE ARE REGULATIONS MORE BUSINESS-FRIENDLY?

Singapore continues to be the economy with the most business-friendly regulations (table 1.1). And while there was some reordering of economies within the top 20 in the ease of doing business ranking, the list remains very similar to last year's: 17 economies stayed on the list, while 3 entered this year—Estonia, Germany and Switzerland. Economies in the top 20 continued to improve their business regulatory environment in the past year. For example, Switzerland made starting a business easier by introducing online procedures and strengthened minority investor protections by increasing the level of transparency required from listed companies. And Sweden made registering property easier through a new online system that became fully operational in the past year. The system provides comprehensive coverage, allowing users to conduct searches and file registrations from anywhere in the country.

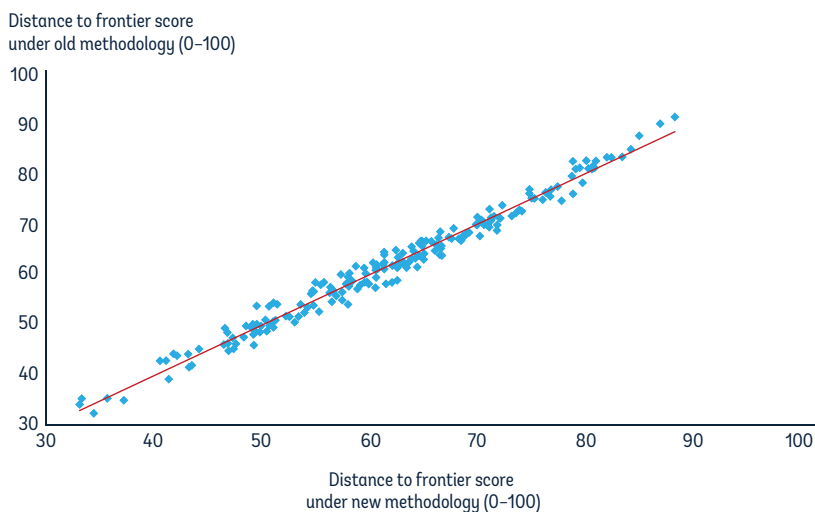
The 20 economies at the top of the ease of doing business ranking perform well not only on the *Doing Business* indicators but also in other international data sets capturing dimensions of competitiveness. The economies performing best in the *Doing Business* rankings therefore are not those with no regulation but those whose governments have managed to create rules that facilitate interactions in the marketplace without needlessly hindering the development of the private sector. Moreover, even outside the top 20 economies there is an association between performance in the ease of doing business ranking and performance on measures of quality of government and governance. For example, in a sample of 78 mostly low- and lower-middle-income economies the distance to frontier score is strongly correlated with the International Development Association (IDA) Resource Allocation Index, which measures the quality of

a country's policies and institutional arrangements.<sup>3</sup>

The distance to frontier scores underlying the ease of doing business rankings reveal some regional patterns.

OECD high-income economies have the highest distance to frontier scores on average, indicating that this regional group has the most business-friendly regulations overall (figure 1.3). But best practices in business regulation can be

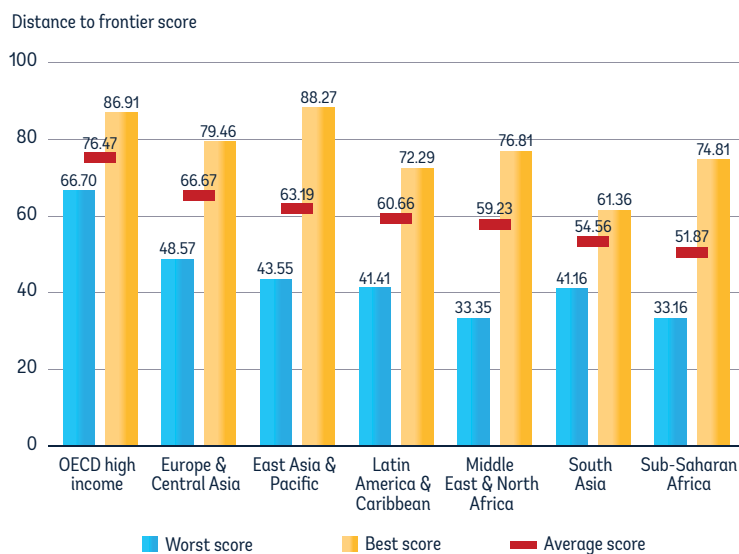
**FIGURE 1.2 Distance to frontier scores remain similar under the new methodology**



Note: The figure compares distance to frontier scores based on this year's data computed using the old (*Doing Business 2014*) methodology with scores based on the same data computed using the new methodology. The differences between the 2 series are in protecting minority investors, resolving insolvency, the depth of credit information index in getting credit and the distance to frontier calculation for the total tax rate in paying taxes. It is not possible to isolate the changes in the strength of legal rights index in getting credit. The 45-degree line shows where the scores under the old and new methodologies are equal. The correlation between the 2 scores is 0.99. For analysis of the effect of the change in ranking calculation, see figure 3.1 in the chapter on what is changing in *Doing Business*.

Source: *Doing Business* database.

**FIGURE 1.3 Big gaps between the highest and lowest distance to frontier scores in some regions**



Source: *Doing Business* database.

TABLE 1.1 Ease of doing business ranking

Rank	Economy	DTF score	Rank	Economy	DTF score	Rank	Economy	DTF score
1	Singapore	88.27	64	Cyprus	66.55 ↑	127	Mozambique	56.92 ↑
2	New Zealand	86.91 ↑	65	Croatia	66.53 ↑	128	Lesotho	56.64 ↑
3	Hong Kong SAR, China	84.97 ↑	66	Oman	66.39 ↑	128	Pakistan	56.64 ↑
4	Denmark	84.20 ↑	67	Samoa	66.17	130	Iran, Islamic Rep.	56.51 ↑
5	Korea, Rep.	83.40 ↑	68	Albania	66.06 ↑	131	Tanzania	56.38 ↑
6	Norway	82.40 ↑	69	Tonga	65.72	132	Ethiopia	56.31 ↑
7	United States	81.98 ↑	70	Ghana	65.24 ↑	133	Papua New Guinea	55.78
8	United Kingdom	80.96 ↑	71	Morocco	65.06 ↑	134	Kiribati	55.48 ↑
9	Finland	80.83	72	Mongolia	65.02 ↑	135	Cambodia	55.33 ↑
10	Australia	80.66	73	Guatemala	64.88 ↑	136	Kenya	54.98 ↑
11	Sweden	80.60 ↑	74	Botswana	64.87 ↑	137	Yemen, Rep.	54.84
12	Iceland	80.27	75	Kosovo	64.76 ↑	138	Gambia, The	54.81 ↑
13	Ireland	80.07 ↑	76	Vanuatu	64.60 ↑	139	Marshall Islands	54.72
14	Germany	79.73	77	Kazakhstan	64.59 ↑	140	Sierra Leone	54.58 ↑
15	Georgia	79.46	78	Vietnam	64.42 ↑	141	Uzbekistan	54.26 ↑
16	Canada	79.09	79	Trinidad and Tobago	64.24 ↑	142	India	53.97 ↑
17	Estonia	78.84 ↑	80	Azerbaijan	64.08 ↑	143	West Bank and Gaza	53.62 ↑
18	Malaysia	78.83 ↑	81	Fiji	63.90 ↑	144	Gabon	53.43
19	Taiwan, China	78.73 ↑	82	Uruguay	63.89 ↑	145	Micronesia, Fed. Sts.	53.07 ↑
20	Switzerland	77.78 ↑	83	Costa Rica	63.67 ↑	146	Mali	52.59 ↑
21	Austria	77.42 ↑	84	Dominican Republic	63.43 ↑	147	Côte d'Ivoire	52.26 ↑
22	United Arab Emirates	76.81 ↑	85	Seychelles	63.16 ↑	148	Lao PDR	51.45 ↑
23	Latvia	76.73 ↑	86	Kuwait	63.11 ↑	149	Togo	51.29 ↑
24	Lithuania	76.31 ↑	87	Solomon Islands	63.08 ↑	150	Uganda	51.11 ↑
25	Portugal	76.03 ↑	88	Namibia	62.81	151	Benin	51.10 ↑
26	Thailand	75.27 ↑	89	Antigua and Barbuda	62.64 ↑	152	Burundi	51.07 ↑
27	Netherlands	75.01	90	China	62.58 ↑	153	São Tomé and Príncipe	50.75 ↑
28	Mauritius	74.81 ↑	91	Serbia	62.57	154	Algeria	50.69 ↑
29	Japan	74.80	92	Paraguay	62.50 ↑	155	Djibouti	50.48 ↑
30	Macedonia, FYR	74.11 ↑	93	San Marino	62.44 ↑	156	Iraq	50.36
31	France	73.88 ↑	94	Malta	62.11 ↑	157	Bolivia	49.95 ↑
32	Poland	73.56 ↑	95	Philippines	62.08	158	Cameroon	49.85
33	Spain	73.17 ↑	96	Ukraine	61.52 ↑	159	Comoros	49.56 ↑
34	Colombia	72.29 ↑	97	Bahamas, The	61.37 ↑	160	Sudan	49.55 ↑
35	Peru	72.11 ↑	97	Dominica	61.37 ↑	161	Senegal	49.37 ↑
36	Montenegro	72.02 ↑	99	Sri Lanka	61.36 ↑	162	Suriname	49.29 ↑
37	Slovak Republic	71.83 ↑	100	St. Lucia	61.35 ↑	163	Madagascar	49.25 ↑
38	Bulgaria	71.80 ↑	101	Brunei Darussalam	61.26 ↑	164	Malawi	49.20 ↑
39	Mexico	71.53 ↑	102	Kyrgyz Republic	60.74	165	Equatorial Guinea	49.01 ↑
40	Israel	71.25 ↑	103	St. Vincent and the Grenadines	60.66 ↑	166	Tajikistan	48.57 ↑
41	Chile	71.24 ↑	104	Honduras	60.61	167	Burkina Faso	48.36 ↑
42	Belgium	71.11	104	Lebanon	60.61 ↑	168	Niger	47.63 ↑
43	South Africa	71.08	106	Barbados	60.57	169	Guinea	47.42 ↑
44	Czech Republic	70.95 ↑	107	Bosnia and Herzegovina	60.55 ↑	170	Nigeria	47.33 ↑
45	Armenia	70.60 ↑	108	Nepal	60.33 ↑	171	Zimbabwe	46.95 ↑
46	Rwanda	70.47 ↑	109	El Salvador	59.93 ↑	172	Timor-Leste	46.89 ↑
47	Puerto Rico (U.S.)	70.35	110	Swaziland	59.77 ↑	173	Bangladesh	46.84 ↑
48	Romania	70.22 ↑	111	Zambia	59.65	174	Liberia	46.61 ↑
49	Saudi Arabia	69.99	112	Egypt, Arab Rep.	59.54 ↑	175	Syrian Arab Republic	46.51
50	Qatar	69.96 ↑	113	Palau	59.50	176	Mauritania	44.21
51	Slovenia	69.87 ↑	114	Indonesia	59.15 ↑	177	Myanmar	43.55 ↑
52	Panama	69.22 ↑	115	Ecuador	58.88 ↑	178	Congo, Rep.	43.29 ↑
53	Bahrain	69.00 ↑	116	Maldives	58.73 ↑	179	Guinea-Bissau	43.21
54	Hungary	68.80 ↑	117	Jordan	58.40 ↑	180	Haiti	42.18 ↑
55	Turkey	68.66 ↑	118	Belize	58.14 ↑	181	Angola	41.85 ↑
56	Italy	68.48 ↑	119	Nicaragua	58.09 ↑	182	Venezuela, RB	41.41 ↑
57	Belarus	68.26 ↑	120	Brazil	58.01 ↑	183	Afghanistan	41.16
58	Jamaica	67.79 ↑	121	St. Kitts and Nevis	58.00 ↑	184	Congo, Dem. Rep.	40.60 ↑
59	Luxembourg	67.60 ↑	122	Cabo Verde	57.94	185	Chad	37.25 ↑
60	Tunisia	67.35	123	Guyana	57.83 ↑	186	South Sudan	35.72 ↑
61	Greece	66.70 ↑	124	Argentina	57.48 ↑	187	Central African Republic	34.47
62	Russian Federation	66.66 ↑	125	Bhutan	57.47	188	Libya	33.35
63	Moldova	66.60 ↑	126	Grenada	57.35 ↑	189	Eritrea	33.16 ↑

Note: The rankings are benchmarked to June 2014 and based on the average of each economy's distance to frontier (DTF) scores for the 10 topics included in this year's aggregate ranking. For the economies for which the data cover 2 cities, scores are a population-weighted average for the 2 cities. An arrow indicates an improvement in the score between 2013 and 2014 (and therefore an improvement in the overall business environment as measured by *Doing Business*), while the absence of one indicates either no improvement or a deterioration in the score. The score for both years is based on the new methodology.

Source: *Doing Business* database.



found in almost all regions. In 6 of the 7 regions the highest distance to frontier score is above 70. The difference between the best and worst scores in a region can be substantial, however, especially in East Asia and the Pacific, the Middle East and North Africa and Sub-Saharan Africa.

## WHO IMPROVED THE MOST IN 2013/14?

Since 2004 the *Doing Business* report has captured more than 2,400 regulatory reforms making it easier to do business. In the year from June 1, 2013, to June 1, 2014, 123 economies implemented at least one reform in the areas measured by *Doing Business*—230 in total. More than 63% of these reforms reduced the complexity and cost of regulatory processes, while the others strengthened legal institutions. Twenty-one economies, including 6 in Sub-Saharan Africa and 6 in the OECD high-income group, implemented 3 or more reforms reducing burdensome bureaucracy or improving legal and regulatory frameworks.<sup>4</sup> Globally, more than 80% of the economies covered by *Doing Business* had an improvement in their distance to frontier score—it is now easier to do business in most parts of the world.

Sub-Saharan Africa, the region with the largest number of economies, accounted for the largest number of regulatory reforms in 2013/14, with 39 reducing the complexity and cost of regulatory processes and 36 strengthening legal institutions. As in previous years, however, Europe and Central Asia had the largest share of economies implementing at least one regulatory reform, with some 85% doing so (figure 1.4). Sub-Saharan Africa had the second largest share of economies implementing at least one reform and the second largest average improvement in distance to frontier scores. Latin America and the

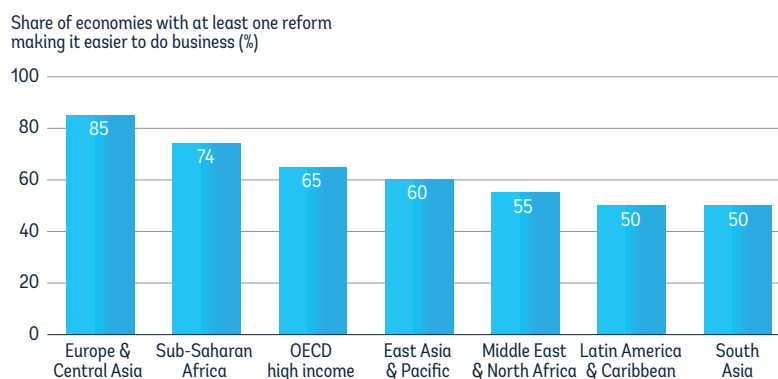
Caribbean and South Asia remain the 2 regions with the smallest share of economies implementing regulatory reforms as captured by *Doing Business*.

Among the 21 economies with the most reforms making it easier to do business in 2013/14, 10 stand out as having improved the most in performance on the *Doing Business* indicators: Tajikistan, Benin, Togo, Côte d'Ivoire, Senegal, Trinidad and Tobago, the Democratic Republic of Congo, Azerbaijan, Ireland and the United Arab Emirates (table 1.2). Together, these 10 top improvers implemented 40 regulatory reforms making it easier to do business. Among these 10, only Côte d'Ivoire featured among the 10 top improvers in last year's report. And only 4 place among the top 100 in the overall ease of doing business ranking; Ireland has the highest ranking, at 13. Being recognized as top improvers does

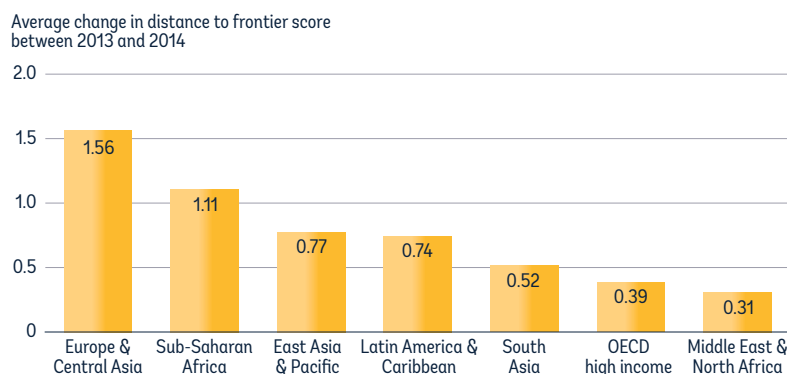
not mean that these economies have exemplary business regulations; instead, it shows that thanks to serious efforts in regulatory reform in the past year, they made the biggest advances toward the frontier in regulatory practice (figure 1.5). Many of the 10 top improvers still face many challenges on their way to international best practices in business regulation, including high bureaucratic obstacles, political instability and weak financial institutions.

Among the 10 top improvers, Tajikistan made the biggest advance toward the regulatory frontier in the past year, thanks to improvements in several areas. For example, starting a business in Tajikistan is now easier as a result of the implementation of new software at the one-stop shop and the elimination of one of the business registration procedures. A reduction of fees made

**FIGURE 1.4** Europe and Central Asia had both the largest share of economies making it easier to do business in 2013/14 . . .



. . . and the biggest average improvement in distance to frontier scores



Source: *Doing Business* database.

**TABLE 1.2 The 10 economies improving the most across 3 or more areas measured by *Doing Business* in 2013/14**

	Ease of doing business rank	Reforms making it easier to do business									
		Starting a business	Dealing with construction permits	Getting electricity	Registering property	Getting credit	Protecting minority investors	Paying taxes	Trading across borders	Enforcing contracts	Resolving insolvency
Tajikistan	166	✓	✓			✓		✓			
Benin	151	✓					✓		✓	✓	
Togo	149	✓			✓		✓	✓			
Côte d'Ivoire	147	✓			✓	✓	✓		✓		
Senegal	161	✓	✓		✓	✓	✓	✓			
Trinidad and Tobago	79	✓				✓					✓
Congo, Dem. Rep.	184	✓		✓		✓	✓	✓			
Azerbaijan	80	✓			✓			✓			
Ireland	13				✓	✓				✓	
United Arab Emirates	22				✓	✓	✓				

Note: Economies are selected on the basis of the number of their reforms and ranked on how much their distance to frontier score improved. First, *Doing Business* selects the economies that implemented reforms making it easier to do business in 3 or more of the 10 topics included in this year's aggregate distance to frontier score. Regulatory changes making it more difficult to do business are subtracted from the number of those making it easier. Second, *Doing Business* ranks these economies on the improvement in their distance to frontier score from the previous year. The improvement in their score is calculated not by using the data published in 2013 but by using comparable data that capture data revisions and methodology changes. The choice of the most improved economies is determined by the largest improvements in the distance to frontier score among those with at least 3 reforms.

Source: *Doing Business* database.

**FIGURE 1.5 How far have economies moved toward the frontier in regulatory practice since 2013?**



Note: The distance to frontier score shows how far on average an economy is at a point in time from the best performance achieved by any economy on each *Doing Business* indicator since 2005 or the third year in which data for the indicator were collected. The measure is normalized to range between 0 and 100, with 100 representing the frontier. The vertical bars show the change in the distance to frontier score from 2013 to 2014; for more details, see the note to table 1.1. The 30 economies improving the most are highlighted in red.

Source: *Doing Business* database.

dealing with construction permits less costly, and the introduction of an electronic system for filing and paying the corporate income tax, value added tax and labor taxes made paying taxes easier. Finally, the Credit Information Bureau of Tajikistan improved access to credit information by starting to provide credit scores in June 2013.

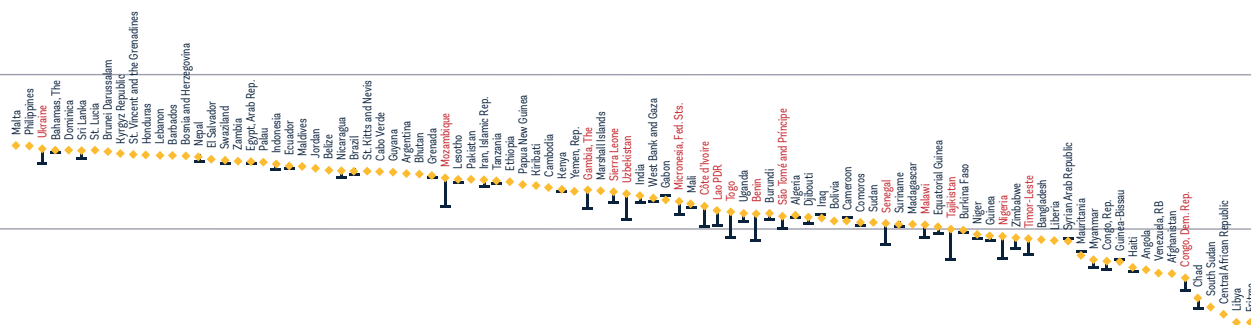
Eight of the 10 top improvers carried out reforms making it easier to start a business, while 7 implemented reforms making it easier to get credit. Some of these changes were inspired by transnational initiatives. One such initiative was the revision by the Council of Ministers of the Organization for the Harmonization of Business Law in Africa (OHADA) of the Uniform Act on Commercial Companies and Economic Interest Groups. The revised

act authorizes each member state to adopt national legislation reducing its paid-in minimum capital requirement—the amount of capital that entrepreneurs need to deposit in a bank account or with a notary before or within 3 months of incorporation. Benin, Côte d'Ivoire, Senegal and Togo were all among the OHADA member economies that did so in 2013/14. Côte d'Ivoire and Senegal also took measures within the framework of the West African Economic and Monetary Union. Both adopted the Uniform Law on the Regulation of Credit Information Bureaus ahead of other member states, providing a legal framework to establish credit information bureaus.

Reforms making it easier to get credit were also undertaken at the national level. In the United Arab Emirates the

credit bureau Emcredit and the Dubai Electricity and Water Authority (DEWA) began exchanging credit information in October 2013. As a result, the credit bureau can now identify customers with unpaid DEWA accounts beyond 90 days and the utility has access to the bureau's bounced check repository. Ireland improved its credit information system by passing a new act that provides for the establishment and operation of a credit registry. And in Trinidad and Tobago a new insolvency law strengthened protections of secured creditors' rights in insolvency proceedings, giving greater flexibility in enforcement actions.

Six of the 10 top improvers reformed their property registration processes and 6 strengthened the rights of minority shareholders, with Côte d'Ivoire, Senegal, Togo and the United Arab



Emirates reforming in both these areas. These 4 economies strengthened minority investor protections by making it possible for shareholders to inspect documents pertaining to related-party transactions as well as to appoint auditors to conduct inspections. Moreover, the United Arab Emirates introduced additional approval requirements for related-party transactions, greater requirements for disclosure of such transactions to the stock exchange and a requirement that interested directors be held liable if a related-party transaction is unfair or constitutes a conflict of interest. The United Arab Emirates also made it possible for shareholders to request the rescission of unfair related-party transactions.

Highlights of reforms making it easier to register property include Azerbaijan's introduction of an online procedure for obtaining nonencumbrance certificates for property transfers. Senegal made property transfers easier by eliminating the requirement for authorization by the tax authority. Now applicants for a property transfer need only notify the tax authority before proceeding with the property transaction at the land registry.

Two of the 10 top improvers implemented reforms making it easier to trade across borders. Benin reduced the number of documents needed for customs clearance of imports. The technical standard or health certificate is now no longer required except for food imports. Côte d'Ivoire simplified the process for producing the inspection report for imported cargo and lowered port and terminal handling charges at the port of Abidjan by introducing new customs and port management.

Among the areas with the fewest reforms by the 10 top improvers are enforcing contracts, with 2, and resolving insolvency, with 1. Benin made enforcing contracts easier by creating

a commercial section within its court of first instance. Trinidad and Tobago made resolving insolvency easier by introducing a statutory mechanism for rehabilitation of insolvent companies as an alternative to previously available voluntary and court-ordered winding-up proceedings. (For more detail on the reform patterns in the past year, see the chapter on reforming the business environment.)

### WHAT DO THE NEW DATA SHOW ABOUT DIFFERENCES BETWEEN CITIES?

Subnational *Doing Business* reports have covered more than 300 cities in 55 economies in the nearly 10 years that they have been published. For the first time this year, the global *Doing Business* report also extends its coverage beyond the largest business city in each economy. For the 11 economies with a population of more than 100 million, *Doing Business* now covers the second largest business city as well as the largest one. The data provide new insights into the variability of business regulation within economies.

The sets of indicators showing limited variability across cities in the same economy tend to be those measuring the strength of legal institutions—getting credit, protecting minority investors, enforcing contracts and resolving insolvency, which mainly draw from national laws with general applicability (figure 1.6). Variability is more common for the sets of indicators measuring the complexity and cost of regulatory processes—starting a business, dealing with construction permits, getting electricity, registering property, paying taxes and trading across borders. But this variability is more likely to be in time and cost than in the number of procedures, suggesting that in most cases the law is the same across cities though its implementation may vary.

In all 11 economies the data for getting credit—both on the strength of legal rights and on the depth of credit information—are the same for the 2 cities covered. This is easy to explain. Credit information systems tend to operate at the national level, not at the city or state level. Collateral laws also tend to be national, and even in the United States, where these laws are under state jurisdiction, there is enough legal harmonization so that the 2 cities in the sample have the same score on the strength of legal rights index. In the area of protecting minority investors all 11 economies again show no difference between the 2 cities in the aggregate score. In the United States, however, there are differences in some of the data embedded in the indicators for Los Angeles and New York City—because company law is under state jurisdiction and there are measurable differences between the California and New York company law.

In the area of resolving insolvency only 4 of the 11 economies have a difference between the 2 cities in the recovery rate and none have a difference in the strength of insolvency framework index. The pattern is different in the area of enforcing contracts. Only 4 of the 11 economies have a difference in the number of procedures to resolve a commercial dispute. In all 4 of these economies one of the pair of cities has a specialized commercial court (Rio de Janeiro, Monterrey, Lagos and New York City) while the other does not (São Paulo, Mexico City, Kano and Los Angeles). But the time and cost to resolve a commercial dispute differ between the 2 cities in 7 of the 11 economies and the differences in time can be significant. In Nigeria, for example, resolving a commercial dispute takes 720 days in Kano but 447 days in Lagos.

There is also more variation at the city level in the other indicators. For

example, only 4 economies have the same tax system in both the 2 major business cities—Bangladesh, India, Indonesia and Nigeria. In all the other large economies the total tax rate differs between the 2 cities. In the area of starting a business the paid-in minimum capital requirement is the same in the 2 cities in all 11 economies, and the number of procedures differs in only 4 economies. But the time and cost to start a business differ between the 2 cities in 8 economies. Only in Bangladesh and Pakistan is the process the same in the 2 cities. Similarly, the procedures to transfer a property between 2 firms differ in only 4 economies but the cost to do so differs in 9 economies. Only in Japan and Russia is the process the same in the 2 cities.

In dealing with construction permits and getting electricity 10 economies show some degree of difference between the 2 cities, and in trading across borders all 11 economies do so. These are the areas of regulation measured by *Doing Business* where location matters the most. Building permits are commonly issued by municipalities. Similarly, electricity connections are often provided by local utilities. And the distance to the nearest port is an important factor in determining the time and cost to export and import, leading to differences even within the same economy.

Labor market regulation can also vary across cities within an economy. In 6 of the 11 economies—Brazil, China, India, Indonesia, Japan and Russia—the 2 cities in the sample have different minimum wage levels. This is mainly to account for differences in the cost of living. In all these cases except Brazil and India, the largest business city has a higher minimum wage than the second largest one. In addition, in India the largest business city (Mumbai) has longer paid annual leave, with 21 days, than the second largest one (Delhi), with 15.

Does city size matter for having business-friendly regulations? At first glance the data suggest that it does not. In 6 of the 11 economies the largest business city performs better on the *Doing Business* indicators overall than the second largest one, while in the other 5 the second largest business city has the higher score. And in the economies where the second largest business city has a substantially smaller population (at most 30% of the largest business city’s population), the second city has more business-friendly regulations overall. This is the case for Kano, Monterrey and Surabaya.

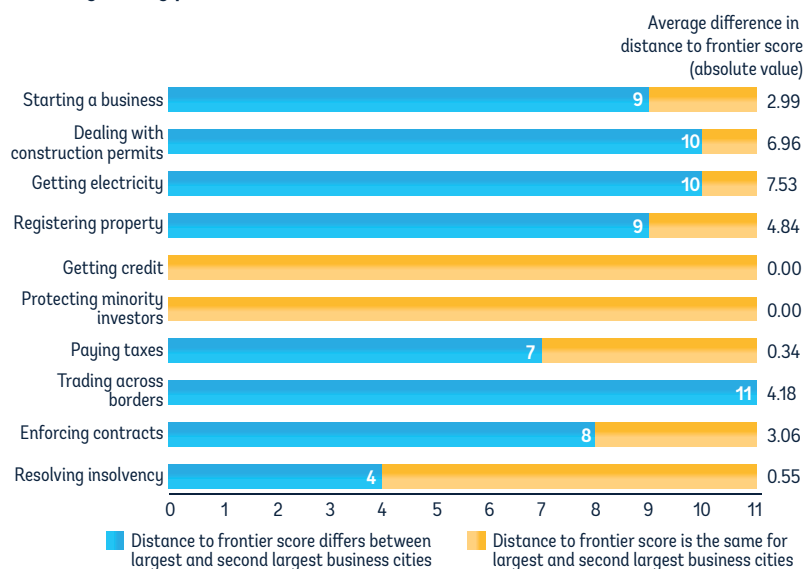
Among the 11 economies, the United States has the highest number of differences between the largest and second largest business cities: Los Angeles and New York City differ in 9 of the 10 topics (while the 2 cities have the same overall score on the strength of minority investor protections, they have differences in the underlying indicators). Japan has the fewest: Osaka and Tokyo differ in only

4 topics—starting a business, getting electricity, paying taxes and trading across borders. Overall, the differences between cities within the same economy are very small, as shown in figure 3.2 in the chapter on what is changing in *Doing Business*.

### WHAT IS THE RELATIONSHIP BETWEEN EFFICIENCY AND QUALITY?

One of the big innovations in this year’s report is the expansion of the data on the quality of regulation. Measuring aspects of the quality of regulation is not new for *Doing Business*; some indicator sets, such as getting credit and protecting minority investors, already included a focus on regulatory quality. But starting this year a systematic effort is being made to include measures of quality in most of the indicator sets. This year’s report introduces a new measure of quality in the resolving insolvency indicator set and expands the measures of quality in the getting

**FIGURE 1.6** Indicators measuring the strength of legal institutions show less difference between cities within economies than those measuring the complexity and cost of regulatory processes



Note: The figure shows data for the 11 large economies for which *Doing Business* covers both the largest and the second largest business city.  
Source: *Doing Business* database.

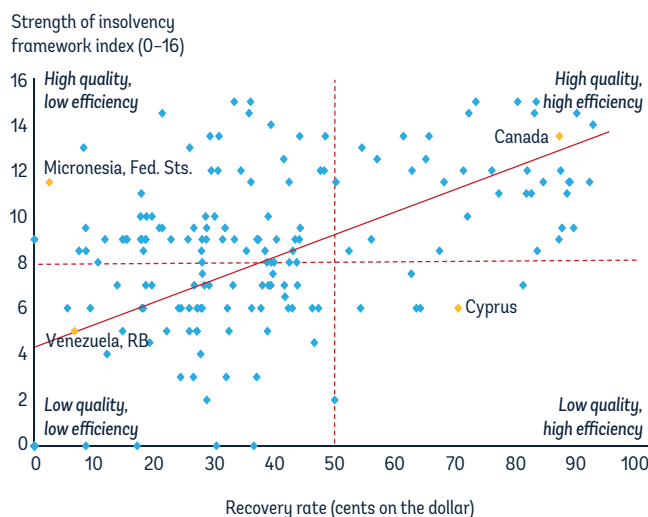
credit and protecting minority investors indicator sets. Next year's report will add measures of regulatory quality to the indicator sets for dealing with construction permits, getting electricity, registering property, paying taxes and enforcing contracts.

The results so far suggest that efficiency and quality go hand in hand. For resolving insolvency the data show that there is a positive correlation between the recovery rate for creditors and the strength of the legal framework for insolvency (figure 1.7). The recovery rate measures the cents on the dollar recouped by secured creditors through insolvency proceedings and is a measure of efficiency because time and cost are 2 important components. The strength of insolvency framework index measures how well insolvency laws accord with internationally recognized good practices and is therefore a proxy for quality.

Very few economies have an insolvency system with both high efficiency (a recovery rate of more than 50 cents on the dollar) and low quality (a score on the strength of insolvency framework index of less than 8 of the possible 16 points). But many economies have an insolvency system with low efficiency and high quality. These are economies that have well-designed laws but face challenges in implementing them effectively.

These results suggest that well-designed laws are necessary but not sufficient to achieve efficiency in an insolvency system. The Federated States of Micronesia, for example, has a score of 11.5 on the strength of insolvency framework index, yet creditors in that country should expect to recover only 3.3 cents for every dollar they have loaned to a firm that becomes insolvent. So an insolvency law of above-average quality does not necessarily mean above-average recovery rates for creditors. On average, though, economies with better-designed laws tend to have higher recovery rates.

**FIGURE 1.7 Better insolvency laws, higher recovery rate**



Note: The correlation between the strength of insolvency framework index and the recovery rate is 0.59. The relationship is significant at the 1% level after controlling for income per capita.

Source: Doing Business database.

Preliminary data for a new indicator being developed to measure regulatory quality in registering property reinforce the idea that efficiency and quality go hand in hand: economies that offer a simple, fast and inexpensive process for transferring property are also likely to have a land administration system providing reliable land records (figure 1.8).

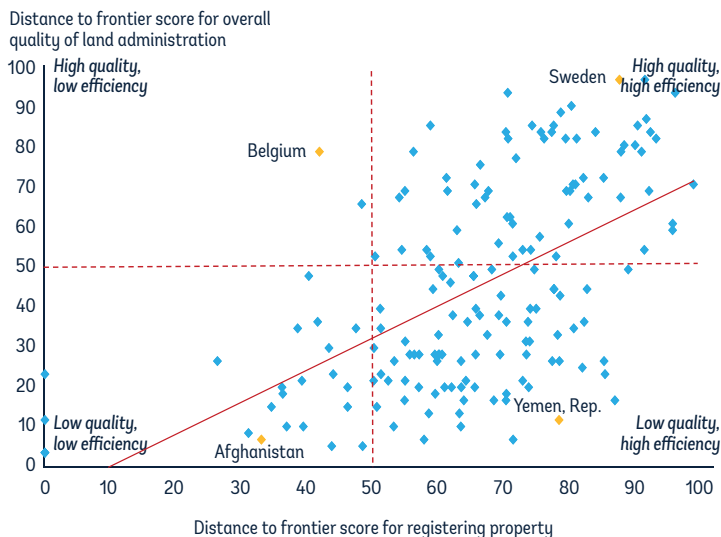
The new indicator under development measures the reliability, transparency and geographic coverage of land administration systems as well as elements of land dispute resolution. The indicator focuses on such aspects as whether the land registry and mapping system (cadastre) have adequate infrastructure to guarantee high standards of quality for the information recorded, whether information is easily accessible to the public and whether the land registry and cadastre cover the entire territory of the economy. Preliminary data show that virtually all economies that score well on the overall quality of land administration (with a distance to frontier score above 50 for the

indicator) also score well on efficiency in transferring property (with an average distance to frontier score above 50 for the procedures, time and cost).

But many economies have a property transfer process that is efficient yet lacks quality. Thus while these economies make the transfer of property simple, fast and inexpensive, the lack of quality in the land administration system is likely to undermine the value of the property title. In the Republic of Yemen, for example, a transfer of property between 2 firms takes 6 procedures and only 19 days and costs 1.8% of the property value. But the land administration system keeps most of the land records on paper and does not assign a unique, searchable number to land parcels, making it difficult to provide reliable information.

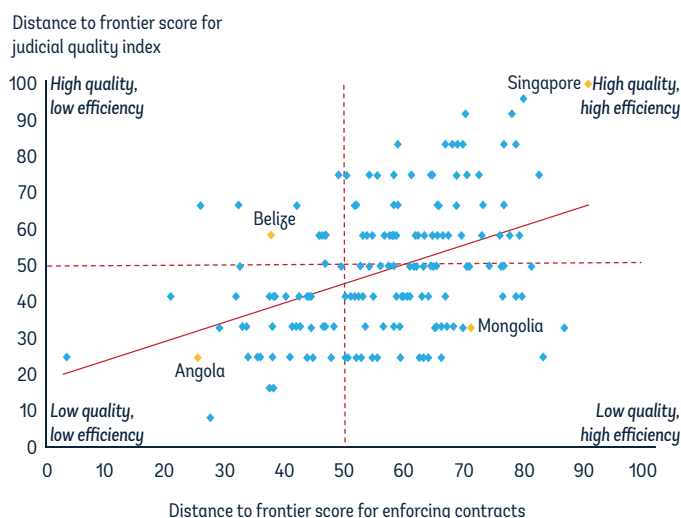
Efforts are ongoing for other *Doing Business* topics as well. Preliminary data for a new measure of judicial quality and court infrastructure show a clear positive link between efficiency and quality in the area of enforcing contracts.

**FIGURE 1.8 Better land administration system, faster property transfers**



Note: The figure compares the distance to frontier score for the existing registering property indicators with the distance to frontier score for the new indicator on the quality of land administration (to be published for the first time in *Doing Business 2016*). The data for the new indicator are obtained through a set of questions on reliability, transparency, coverage and dispute resolution. For example, an economy receives 1 point if it has a functional electronic database for encumbrances, 1 point if it makes the documents and fee schedules for property registration publicly available (online or on public boards), 1 point if it compiles statistics on land transactions and makes them publicly available, and so on. The correlation between the 2 distance to frontier scores is 0.56. The relationship is significant at the 1% level after controlling for income per capita.  
Source: *Doing Business* database.

**FIGURE 1.9 Better courts, faster courts**



Note: The figure compares the distance to frontier score for the existing enforcing contracts indicators with the distance to frontier score for the new index on judicial quality (to be published for the first time in *Doing Business 2016*). The index measures such aspects as whether the judicial system has a specialized commercial court or division, has a small claims court, offers voluntary mediation and arbitration and makes judgments in commercial cases available to the general public. The correlation between the 2 distance to frontier scores is 0.41. The relationship is significant at the 1% level after controlling for income per capita.  
Source: *Doing Business* database.

Economies that make resolving a commercial dispute simpler, faster and less expensive also tend to have a judicial system that follows well-established good practices—such as having a specialized commercial court or division, having a small claims court, offering arbitration and voluntary mediation and making judgments in commercial cases available to the general public.

Unlike for resolving insolvency and registering property, however, for enforcing contracts the economies are more evenly spread across the 4 quadrants of quality and efficiency (figure 1.9). Singapore is among those that combine high efficiency and high quality. In that country resolving the standard commercial dispute in the *Doing Business* case study takes only 21 procedures and 150 days and costs 25.8% of the value of the claim. And not surprisingly, the judicial system follows several internationally recognized good practices, such as having a separate commercial court, providing arbitration, making judgments available to the public, using case management and allowing plaintiffs to file their initial complaint electronically. On the other hand, the judicial system in Mongolia, with no specialized commercial court or small claims court, can resolve the standard commercial dispute through 32 procedures in 374 days and at a cost of 30.6% of the claim value.

### WHAT ARE THE BENEFITS OF MORE BUSINESS-FRIENDLY REGULATIONS?

As earlier *Doing Business* reports have discussed, the benefits of business-friendly regulations are well established in the economic literature. To name just a few:

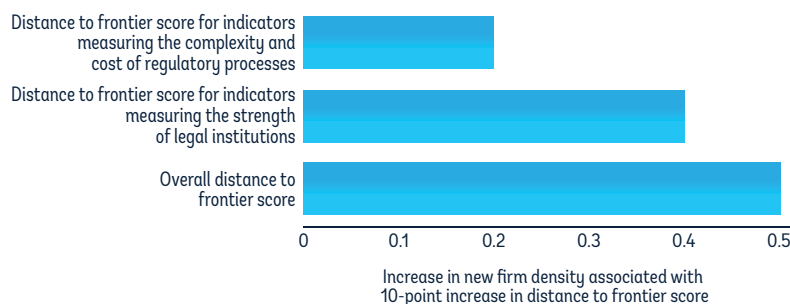
- Reforms simplifying business registration lead to more firm creation.<sup>5</sup>
- Increasing trade openness has greater effects on growth where labor markets are more flexible.<sup>6</sup>

- Cumbersome, poorly functioning business regulation undermines entrepreneurship and economic performance.<sup>7</sup>
- Introducing collateral registries and debt recovery tribunals leads to better-performing credit markets.<sup>8</sup>
- Reforms improving access to credit and the efficiency of property registration are correlated with product and process innovation by young firms.<sup>9</sup>

In addition, with the time series of *Doing Business* data now available, it is possible to study how changes in regulations within an economy over time lead to changes in development outcomes in that economy. One study shows, for example, that an improvement of 10 points in the overall distance to frontier score is linked to an increase in new firm density (the number of new firms created in a year per 1,000 adults) of around 0.5 (figure 1.10). And while small changes in the overall distance to frontier score may have a negligible link with growth, moving from the lowest quartile of improvement in business regulations to the highest quartile is associated with a significant increase in the annual per capita growth rate of around 0.8 percentage points.<sup>10</sup>

These results apply for different types of indicators but their intensity varies. For example, an increase of 10 points in the average distance to frontier score for the indicators measuring the complexity and cost of regulatory processes is associated with an increase in new firm density of about 0.2. The equivalent result for the indicators measuring the strength of legal institutions that support business regulation, such as commercial courts and credit bureaus, is 0.4. These results suggest that combining good regulations across different areas is important for business entry and that piecemeal regulatory reforms may be less effective than a broad reform program.

**FIGURE 1.10 Combined regulatory reforms are likely to have greater effects on new business registration than isolated ones**



Note: New firm density is defined as the number of newly registered limited liability companies per 1,000 working-age people (ages 15–64). Indicators measuring the strength of legal institutions are those on getting credit, protecting minority investors, enforcing contracts and resolving insolvency. Indicators measuring the complexity and cost of regulatory processes are those on starting a business, dealing with construction permits, getting electricity, registering property, paying taxes and trading across borders. The analysis uses data from 2003–13 for all economies covered by *Doing Business*.

Source: Divanbeigi and Ramalho 2014.

These results encourage further research to better understand the mechanisms behind the link between business regulations and firm creation and potentially economic growth. Firm-level data can provide some insights into these mechanisms. The analysis combined data from World Bank Enterprise Surveys for more than 40,000 observations (across firms and years) with *Doing Business* data to test how business regulations affect the performance of firms of different size classes. The analysis used distance to frontier scores to measure business regulations in the areas covered by *Doing Business* and growth in sales and employment to measure firm performance. The results show that improvements in the distance to frontier score have greater effects on sales and employment growth for small firms than for large ones.<sup>11</sup>

These results indicate that sound business regulations in the areas measured by *Doing Business* benefit small firms more than large ones. This is in line with earlier research findings. One study found that a heavy regulatory burden—measured by the share of management time spent dealing with regulations or inspections—can stunt the growth

of small firms.<sup>12</sup> Another found that in general there is a significant relationship between entrepreneurial activity and indicators of the quality of the legal and regulatory environment and governance.<sup>13</sup> The finding that good business regulations in areas such as those measured by *Doing Business* benefit small firms more than large ones is an important one—since small firms account for the largest shares of job creation and the highest growth in sales and employment in developing economies.<sup>14</sup>

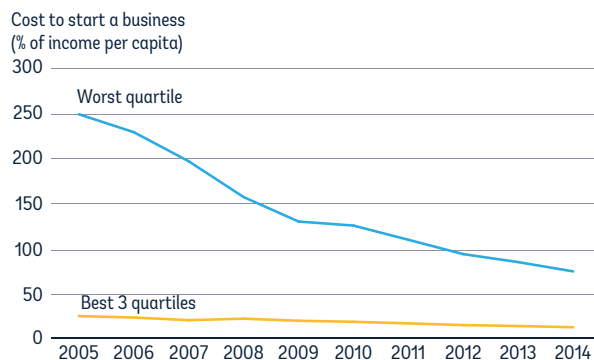
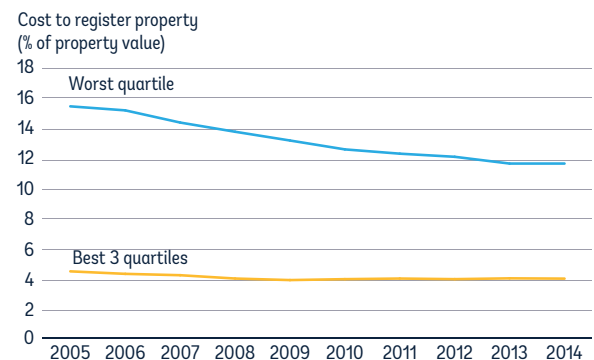
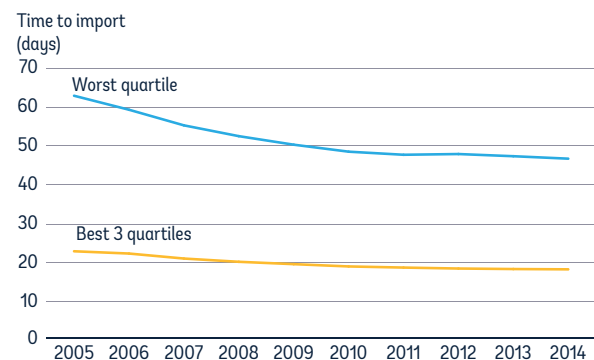
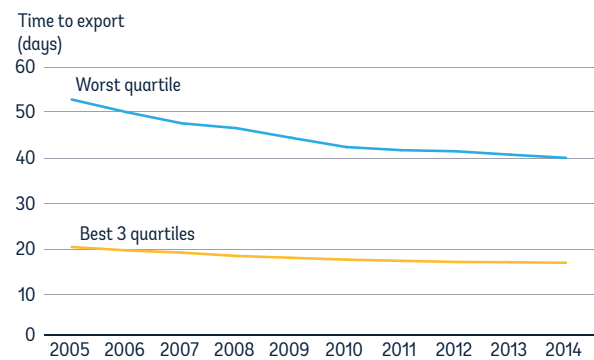
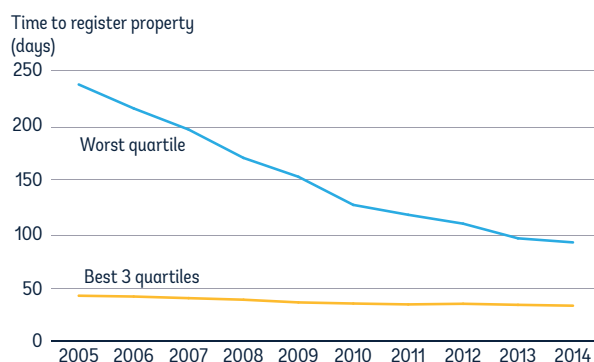
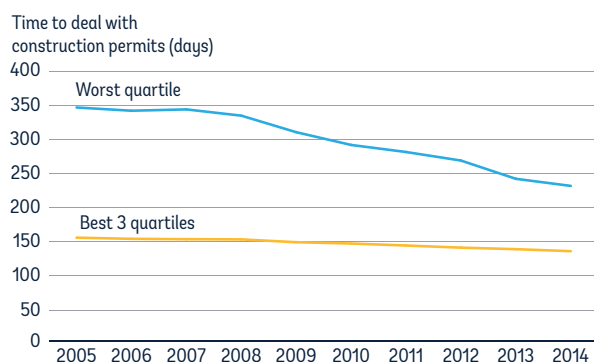
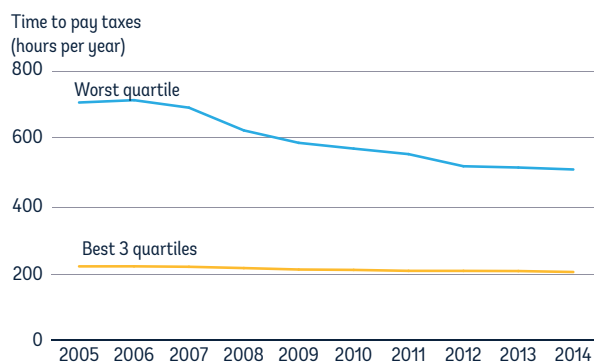
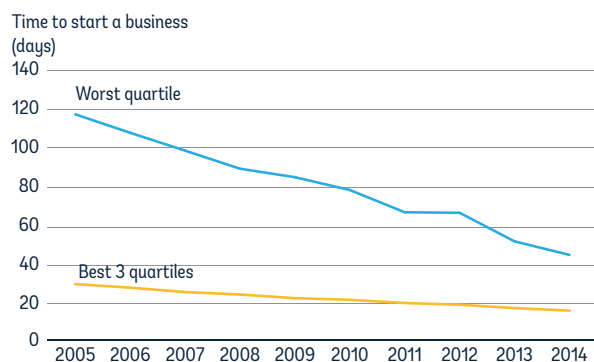
## HOW HAVE BUSINESS REGULATIONS CHANGED OVER THE PAST DECADE?

Among the more encouraging trends shown by *Doing Business* data over the past decade is the gradual improvement in economies' performance in the areas tracked by the indicators. Moreover, economies with the weakest regulatory institutions and the most complex and costly regulatory processes tend to focus on the areas where their regulatory performance is worse, slowly but steadily beginning to adopt some of the better practices seen among the best performers.



**FIGURE 1.11 Strong convergence across economies since 2005**

Averages by group



Note: Economies are ranked in quartiles by performance in 2005 on the indicator shown. The data refer to the 174 economies included in *Doing Business 2006* (2005). Fifteen economies were added in subsequent years.

Source: *Doing Business* database.

This process is leading to a convergence toward best practices. Here is an example: In 2005 the time to transfer property averaged 235 days among the economies ranking in the worst quartile on this indicator. Among the best 3 quartiles it averaged 42 days. Today that gap is substantially narrower. While the difference is still substantial at 62 days, it is considerably smaller than the 193 days in 2005 (figure 1.11). Similar trends can be seen in other indicators measuring the complexity and cost of regulatory processes.

## WHAT IS IN THIS YEAR'S REPORT?

This year's report presents several case studies focusing on legal and regulatory features covered by new or expanded indicators being introduced this year or next year. One case study, on protecting minority investors, discusses the importance of corporate governance rules that are now being measured. Another discusses the importance of a strong legal framework for insolvency, also among the features being measured by new indicators—while a third examines the new components of the getting credit indicators. A fourth case study analyzes good practices in land administration systems that will be measured in *Doing Business 2016*.

These case studies provide new insights from the newly collected data. The case study on resolving insolvency shows, for example, that OECD high-income economies have the highest average score on the strength of insolvency framework index. And economies that have reformed their insolvency laws in the past several years score substantially higher on this index than economies with outdated insolvency provisions. This is important, because economies with better insolvency laws as measured by *Doing Business* tend to have more credit available to the private sector.

Other case studies in this year's report focus on good practices in the areas of business regulation covered. A case study on starting a business analyzes good practices in operating a company registry and the benefits of those practices. This case study discusses how company registries empower businesses to operate in the formal economy, allowing them to reap the benefits that come with formalization, and how online platforms for company incorporation make the process faster and cheaper. A case study on zoning regulations looks at good practices that can increase efficiency in construction permitting.

Another case study analyzes the time series of data on paying taxes with an emphasis on patterns before, during and after the global financial crisis. This case study shows that over the 9-year period ending in 2012, the global average total tax rate as measured by *Doing Business* fell by 9.1 percentage points, with the fastest rate of decline occurring in the years immediately following the crisis. The reduction was accompanied by a tangible improvement in the quality of tax administration in many economies thanks to their adoption of the latest technologies to facilitate online filing and payment.

The report also presents a case study on enforcing contracts that analyzes new data on freedom of contract. These new data will not be included in the enforcing contracts indicators; they were collected solely for research, with the aim of better understanding the link between contract enforcement and freedom of contract.

Finally, this year's report presents a summary of some of the research presented at the *Doing Business* research conference that took place in February 2014. This research used *Doing Business* data or studied areas relevant to the *Doing Business* indicators. *Doing Business* will continue to monitor progress in business regulation in economies

around the world with the aim of keeping governments informed about good practices and enabling researchers to further our knowledge of how laws and regulations affect development.

## NOTES

1. For information on the Independent Panel on *Doing Business*, see its website at <http://www.dbrpanel.org/>.
2. The distance to frontier score shows how far on average an economy is at a point in time from the best performance achieved by any economy on each *Doing Business* indicator since 2005 or the third year in which data for the indicator were collected. The measure is normalized to range between 0 and 100, with 100 representing the frontier.
3. The correlation between the distance to frontier score and the IDA Resource Allocation Index is 0.73. The relationship is significant at the 1% level after controlling for income per capita.
4. Regulatory changes making it more difficult to do business are subtracted from the number of those making it easier.
5. Branstetter and others 2013; Bruhn 2011; Kaplan, Piedra and Seira 2011; Monteiro and Assunção 2012.
6. Chang, Kaltani and Loayza 2009.
7. Dreher and Gassebner 2013.
8. Love, Martínez Pería and Singh 2013.
9. Dutž 2014.
10. Divanbeigi and Ramalho 2014.
11. These results take into account differences in performance due to country-level time-invariant characteristics and firms' sector, age and export status. The regression method used counts every firm equally even if the number of firms varies across countries.
12. Aterido, Hallward-Driemeier and Pages 2009.
13. Klapper and others 2010.
14. Ayyagari, Demircuc-Kunt and Maksimovic 2014.



## About Doing Business

**E**conomic activity requires sensible rules that encourage firm start-up and growth and avoid creating distortions in the marketplace. *Doing Business* measures the rules and regulations that can help the private sector thrive—because without a dynamic private sector, no economy can provide a good, and sustainable, standard of living for people. *Doing Business* promotes rules that establish and clarify property rights, minimize the cost of resolving disputes, increase the predictability of economic interactions and provide contractual partners with core protections against abuse.

The *Doing Business* data highlight the important role of the government and government policies in the day-to-day life of domestic small and medium-size firms. The objective is to encourage regulations that are designed to be efficient, accessible to all who use them and simple in their implementation. Where regulation is burdensome and competition limited, success tends to depend on whom one knows. But where regulation is efficient, transparent and implemented in a simple way, it becomes easier for aspiring entrepreneurs to compete on an equal footing and to innovate and expand. In this sense *Doing Business* values good rules as a key to social inclusion. Enabling growth—and ensuring that all people, regardless of income level, can participate in its benefits—requires an environment where new entrants with drive and good ideas can get started in business and where good firms can

invest and grow, thereby creating more jobs.

*Doing Business* was designed with 2 main types of users in mind: policy makers and researchers.<sup>1</sup> *Doing Business* is a tool that governments can use to design sound policies for the creation of firms and jobs. But this tool should not be used in isolation. *Doing Business* provides a rich opportunity for benchmarking by capturing key dimensions of regulatory regimes. Nevertheless, the *Doing Business* data are limited in scope and should be complemented with other sources of information.

*Doing Business* is also an important source of information for researchers. It provides a unique data set that enables analysis aimed at better understanding the role of business regulation in economic development. This year's report discusses the results of some of this work in the chapter on highlights from the *Doing Business* research conference. *Doing Business 2014* presented a detailed summary of recent research on the effects of business regulation in the areas measured by *Doing Business*.

### WHAT DOES DOING BUSINESS MEASURE?

*Doing Business* captures several important dimensions of the regulatory environment as it applies to local firms. It provides quantitative measures of regulations for starting a business, dealing with construction permits,

- *Doing Business* measures business regulations that affect domestic small and medium-size firms in 11 areas across 189 economies. Ten of these areas—starting a business, dealing with construction permits, getting electricity, registering property, getting credit, protecting minority investors, paying taxes, trading across borders, enforcing contracts and resolving insolvency—are included in the distance to frontier score and ease of doing business ranking. *Doing Business* also measures labor market regulation, which is not included in these 2 measures.
- *Doing Business* does not capture other aspects of the business environment, such as security, market size, macroeconomic stability and the prevalence of bribery and corruption.
- The *Doing Business* methodology is based on standardized case scenarios in the largest business city of each economy. In addition, for 11 economies a second city has been added this year.
- *Doing Business* relies on 4 main sources of information: the relevant laws and regulations, *Doing Business* respondents, the governments of the economies covered and the World Bank Group regional staff.
- Governments use *Doing Business* as a source of objective data providing unique insights into good practices worldwide. Many *Doing Business* indicators are “actionable”—though depending on the context, they may not always be “action-worthy.”

getting electricity, registering property, getting credit, protecting minority investors, paying taxes, trading across borders, enforcing contracts and resolving insolvency. *Doing Business* also measures labor market regulation. This year's report does not present rankings of economies on the labor market regulation indicators or include the topic in the aggregate distance to frontier score or ranking on the ease of doing business. It does present the data for these indicators.

*Doing Business* provides 2 main types of indicators: those that broadly measure the complexity and cost of regulatory processes and those that measure the strength of legal institutions (table 2.1). Indicators of the first type promote efficiency in transactions handled by the government, such as in the process to register a transfer of property. A simpler and less costly process results in better performance on the indicators and, if all else is constant, a more favorable ranking on the ease of doing business. These indicators are being expanded to also include components on the quality of regulation.

Indicators of the second type reflect better institutions for private sector development, such as well-functioning courts and credit information systems. Accordingly, some of these indicators give a higher score for better and more developed regulation, as the protecting minority investors indicators do for stricter disclosure requirements for related-party transactions. Three sets of these indicators—getting credit, protecting minority investors and resolving insolvency—have been expanded for this year's report to further focus on the strength of legal institutions (for details on the expansion of the scope of indicator sets, see the chapter on what is changing in *Doing Business*).

### How the indicators are selected

The choice of the 11 sets of *Doing Business* indicators has been guided by economic research and firm-level data, particularly data from the World Bank Enterprise Surveys.<sup>2</sup> These surveys provide data highlighting the main obstacles to business activity as reported by entrepreneurs in more than 120 economies. For example, among the factors that the surveys have identified

as important to businesses have been access to finance and access to electricity—inspiring the design of the *Doing Business* indicators on getting credit and getting electricity.

The design of the *Doing Business* indicators has also been informed by theoretical insights gleaned from extensive research and the literature on the role of institutions in enabling economic development. In addition, the background papers developing the methodology for each of the *Doing Business* indicator sets have established the importance of the rules and regulations that *Doing Business* measures for such economic outcomes as trade volumes, foreign direct investment, market capitalization in stock exchanges and private credit as a percentage of GDP.<sup>3</sup>

### Two aggregate measures

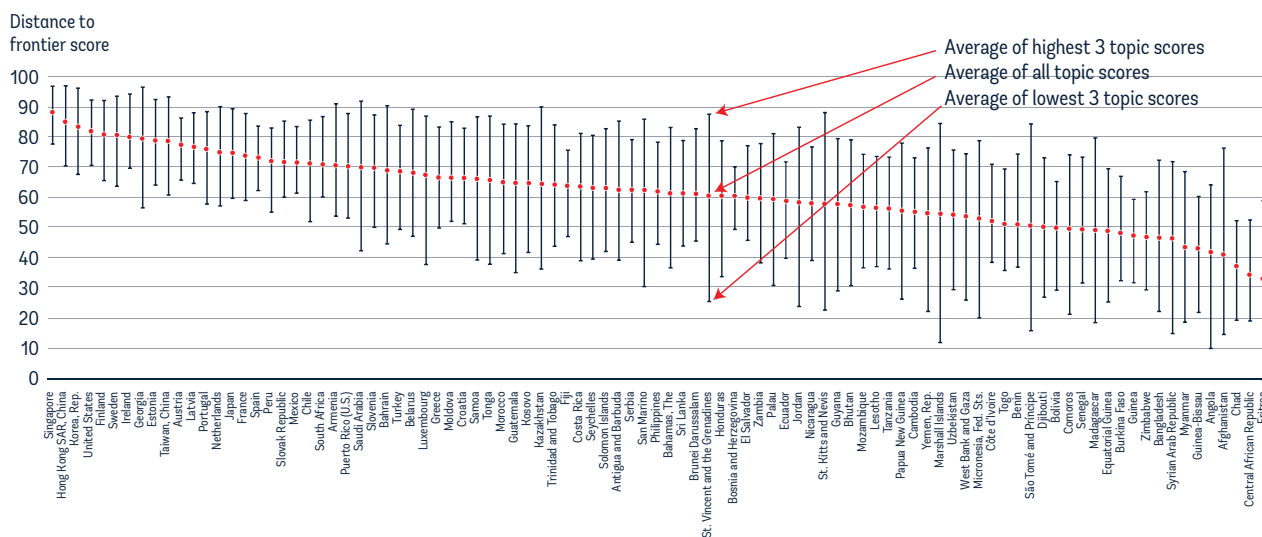
*Doing Business* presents data both for individual indicators and for 2 aggregate measures—the distance to frontier score and the ease of doing business ranking—to provide different perspectives on the data. The distance to frontier score aids in assessing the absolute level of regulatory performance and how it improves over time. This measure shows the distance of each economy to the “frontier,” which represents the best performance observed on each of the indicators across all economies in the *Doing Business* sample since 2005 or the third year in which data for the indicator were collected. This allows users both to see the gap between a particular economy's performance and the best performance at any point in time and to assess the absolute change in the economy's regulatory environment over time as measured by *Doing Business*.

This year, for the first time, the ease of doing business ranking is based on the distance to frontier score. The ranking complements the distance to frontier score by providing information about an economy's performance in business

**TABLE 2.1 What *Doing Business* measures—11 areas of business regulation**

Complexity and cost of regulatory processes	
Starting a business	Procedures, time, cost and paid-in minimum capital to start a limited liability company
Dealing with construction permits	Procedures, time and cost to complete all formalities to build a warehouse
Getting electricity	Procedures, time and cost to get connected to the electrical grid
Registering property	Procedures, time and cost to transfer a property
Paying taxes	Payments, time and total tax rate for a firm to comply with all tax regulations
Trading across borders	Documents, time and cost to export and import by seaport
Strength of legal institutions	
Getting credit	Movable collateral laws and credit information systems
Protecting minority investors	Minority shareholders' rights in related-party transactions and in corporate governance
Enforcing contracts	Procedures, time and cost to resolve a commercial dispute
Resolving insolvency	Time, cost, outcome and recovery rate for a commercial insolvency and the strength of the insolvency legal framework
Labor market regulation	Flexibility in employment regulation, benefits for workers and labor dispute resolution

**FIGURE 2.1** An economy’s regulatory environment may be more business-friendly in some areas than in others



Note: The distance to frontier scores reflected are those for the 10 *Doing Business* topics included in this year’s aggregate distance to frontier score. Figure is illustrative only; it does not include all 189 economies covered by this year’s report. See the country tables for the distance to frontier score for each *Doing Business* topic for all economies. Source: *Doing Business* database.

regulation relative to the performance of other economies as measured by *Doing Business*.

For each topic covered and for all topics, *Doing Business* uses a simple averaging approach for weighting component indicators, calculating rankings and determining the distance to frontier score.<sup>4</sup> To test the robustness of this approach, other approaches were explored, including using principal components and unobserved components.<sup>5</sup> These turn out to yield results nearly identical to those of simple averaging. In the absence of a strong theoretical framework that assigns different weights to the topics covered for the 189 economies, the simplest method is used: weighting all topics equally and, within each topic, giving equal weight to each of the topic components.<sup>6</sup>

Each topic covered by *Doing Business* relates to a different aspect of the regulatory environment. The distance to frontier scores and rankings of each economy vary, often substantially, across topics, indicating that strong performance by an economy in one

area of regulation can coexist with weak performance in another. A quick way to assess the variability of an economy’s regulatory performance is to look at its distance to frontier scores across topics (see the country tables). Croatia, for example, has an overall distance to frontier score of 66.53. Its distance to frontier score is 85.43 for starting a business, 82.92 for paying taxes and 80.05 for getting electricity. At the same time, it has a score of 44.97 for dealing with construction permits, 55.00 for getting credit and 53.92 for resolving insolvency (figure 2.1).

### WHAT DOES DOING BUSINESS NOT MEASURE?

*Doing Business* does not cover many important policy areas, and even within the areas it covers its scope is narrow (table 2.2). *Doing Business* does not measure the full range of factors, policies and institutions that affect the quality of an economy’s business environment or its national competitiveness. It does not, for example, capture aspects of security, the prevalence of

bribery and corruption, market size, macroeconomic stability, the state of the financial system or the level of training and skills of the labor force.

Even within the relatively small set of indicators included in *Doing Business*, the focus is deliberately narrow. The trading across borders indicators, for example, capture the documents, time and cost required for the logistical process of exporting and importing

**TABLE 2.2** What *Doing Business* does not cover

**Examples of areas not covered**

- Security
- Prevalence of bribery and corruption
- Market size
- Macroeconomic stability
- State of the financial system
- Level of training and skills of the labor force

**Examples of aspects not included within the areas covered**

- In getting electricity, the reliability of electricity supply
- In getting credit, the availability of credit for firms
- In trading across borders, export or import tariffs and subsidies

containerized goods by seaport, but they do not measure the cost of the sea transport or of tariffs or capture any aspects relating to international trade agreements. Thus through these indicators *Doing Business* provides a narrow perspective on the infrastructure challenges that firms face, particularly in the developing world. It does not address the extent to which inadequate roads, rail, ports and communications may add to firms' costs and undermine competitiveness (except to the extent that the trading across borders indicators indirectly measure the quality of ports and roads). Similarly, the indicators on starting a business or protecting minority investors do not cover all aspects of commercial legislation. And the getting electricity indicators do not currently address the quality of the electricity supply or the rate of electrification.

*Doing Business* does not attempt to measure all costs and benefits of a particular law or regulation to society as a whole. For example, the paying taxes indicators measure the total tax rate, which, in isolation, is a cost to businesses. The indicators do not measure, nor are they intended to measure, the benefits of the social and economic programs funded through tax revenues. Measuring business laws and regulations provides one input into the debate on the regulatory burden associated with achieving regulatory objectives. These objectives can differ across economies. *Doing Business* provides a starting point for this discussion and should be used in conjunction with other data sources.

## WHAT ARE THE STRENGTHS AND LIMITATIONS OF THE METHODOLOGY?

The *Doing Business* methodology was designed to be an easily replicable way to benchmark business regulation. It

has advantages and limitations that should be understood when using the data (table 2.3).

A key consideration for the *Doing Business* indicators is that they should ensure comparability of the data across a global set of economies. The indicators are therefore developed around standardized case scenarios with specific assumptions. One such assumption is the location of a notional business—the subject of the *Doing Business* case study—in the largest business city of the economy. The reality is that business regulations and their enforcement may differ within a country, particularly in federal states and large economies. But gathering data for every relevant jurisdiction in each of the 189 economies covered by *Doing Business* would be infeasible. In addition, while variation is inevitable across different locations, the variation is unlikely to deliver significantly different results commensurate with the scale of the effort. Nevertheless, where policy makers are interested in generating data at the local level, beyond the largest business city, *Doing Business* has complemented its global indicators with subnational studies (box 2.1).

And this year, for the first time, *Doing Business* has extended its coverage to the second largest business city in economies with a population of more than 100 million.

*Doing Business* recognizes the limitations of the standardized case scenarios and assumptions. But while such assumptions come at the expense of generality, they also help ensure the comparability of data. For this reason it is common to see limiting assumptions of this kind in economic indicators. Inflation statistics, for example, are often based on prices of a set of consumer goods in a few urban areas, since collecting nationally representative price data at high frequencies would be prohibitively costly in many countries. GDP estimates are also subject to a number of limiting assumptions, which have not prevented their widespread use.

Some *Doing Business* topics include complex areas, and so it is important that the standardized cases are carefully defined. For example, the standardized case scenario usually involves a limited liability company or its legal equivalent. The considerations

**TABLE 2.3 Advantages and limitations of the *Doing Business* methodology**

Feature	Advantages	Limitations
Use of standardized case scenarios	Makes the data comparable across economies and the methodology transparent	Reduces the scope of the data and means that only regulatory reforms in the areas measured can be systematically tracked
Focus on largest business city <sup>a</sup>	Makes the data collection manageable (cost-effective) and the data comparable	Reduces the representativeness of the data for an economy if there are significant differences across locations
Focus on domestic and formal sector	Keeps the attention on where regulations are relevant and firms are most productive—the formal sector	Fails to reflect reality for the informal sector—important where that is large—or for foreign firms where they face a different set of constraints
Reliance on expert respondents	Ensures that the data reflect the knowledge of those with the most experience in conducting the types of transactions measured	Results in indicators that do not measure the variation in experiences among entrepreneurs
Focus on the law	Makes the indicators “actionable” — because the law is what policy makers can change	Fails to reflect the reality that where systematic compliance with the law is lacking, regulatory changes may not achieve the full desired results

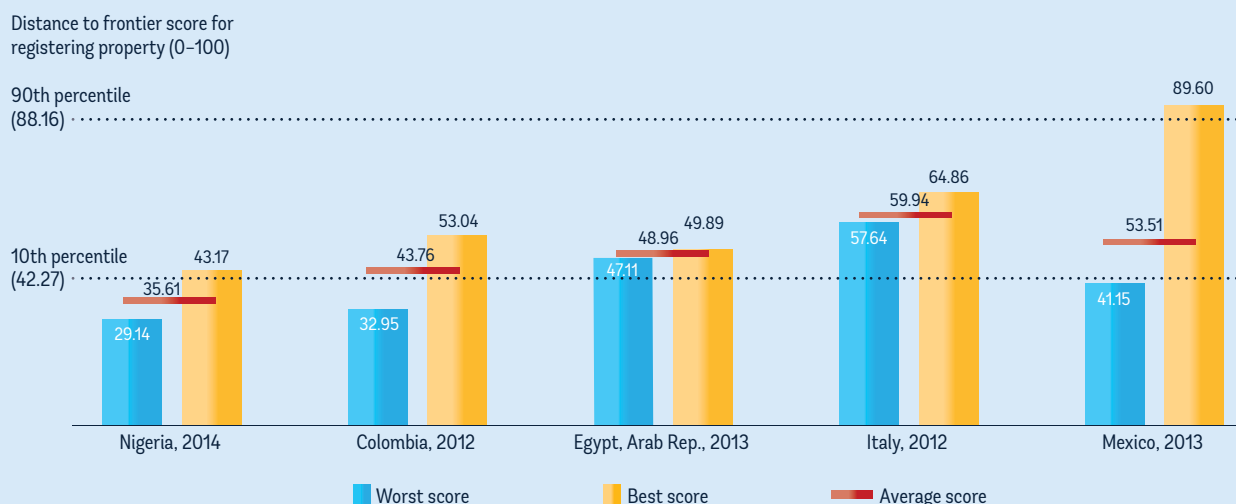
a. In economies with a population of more than 100 million, *Doing Business* covers business regulation in both the largest business city and the second largest one.

**BOX 2.1 Comparing regulations at the local level: subnational *Doing Business* studies**

The subnational *Doing Business* studies expand the *Doing Business* analysis beyond the largest business city of an economy. They measure variation in regulations or in the implementation of national laws across locations within an economy (as in Nigeria) or a region (as in Central America). Projects are undertaken at the request of governments.

Data collected by subnational reports over the past 2 years show that there can be substantial variation within an economy. In Mexico in 2013, for example, transferring property took as few as 2 days in Colima and as many as 74 in Mexico City. Indeed, within the same economy one can find cities that perform as well as economies ranking in the top 20 on the ease of registering property and cities that perform as poorly as economies ranking in the bottom 40 on that indicator (see figure). Despite these large differences across cities of varied sizes, the differences between the largest and the second largest business cities in an economy tend to be small, as discussed in the overview.

**Different locations, different regulatory processes, same economy**



Note: The average score shown for each economy is based on all locations covered by the data: 36 cities in Nigeria, 23 cities in Colombia, 15 locations and governorates in the Arab Republic of Egypt, 13 cities in Italy and 31 states and Mexico City in Mexico. The worst score shown for each economy is that of the location with the most complex process for transferring property, and the best score that of the location with the most efficient one. The 10th and 90th percentile values are based on economy-level scores for the 189 economies covered by *Doing Business*.

Source: Subnational *Doing Business* database.

The subnational *Doing Business* studies create disaggregated data on business regulations. But they go beyond a data collection exercise. They have proved to be strong motivators for regulatory reform at the city level:

- The data produced are comparable across locations within the economy and internationally, enabling locations to benchmark their results both locally and globally. Comparisons of locations that are within the same economy and therefore share the same legal and regulatory framework can be revealing: local officials find it hard to explain why doing business is more difficult in their jurisdiction than in a neighboring one.
- Pointing out good practices that exist in some locations but not others within an economy helps policy makers recognize the potential for replicating these good practices. This can prompt discussions of regulatory reform across different levels of government, providing opportunities for local governments and agencies to learn from one another and resulting in local ownership and capacity building.

Since 2005 subnational reports have covered 367 cities in 55 economies, including Brazil, China, India, Indonesia, Morocco and Pakistan. This year subnational studies were completed in the Arab Republic of Egypt, Mexico and Nigeria. Ongoing studies include those in Central America and the Dominican Republic (covering 22 cities and 10 ports across 7 countries), Poland (18 cities), South Africa (9 cities and 4 ports) and Spain (19 cities and 5 ports).

Subnational reports are available on the *Doing Business* website at <http://www.doingbusiness.org/subnational>.

in defining this assumption are twofold. First, private limited liability companies are, empirically, the most prevalent business form for firms with more than one owner in many economies around the world. Second, this choice reflects the focus of *Doing Business* on expanding opportunities for entrepreneurship: investors are encouraged to venture into business when potential losses are limited to their capital participation.

Another assumption underlying the *Doing Business* indicators is that entrepreneurs have knowledge of and comply with applicable regulations. In practice, entrepreneurs may not know what needs to be done or how to comply and may lose considerable time trying to find out. Alternatively, they may deliberately avoid compliance altogether—by not registering for social security, for example. Where regulation is particularly onerous, firms may opt for bribery and other informal arrangements intended to bypass the rules—an aspect that helps explain differences between the de jure data provided by *Doing Business* and the de facto insights offered by World Bank Enterprise Surveys. In economies with particularly burdensome regulation, levels of informality tend to be higher. Compared with their formal sector counterparts, firms in the informal sector typically grow more slowly, have poorer access to credit and employ fewer workers—and these workers remain outside the protections of labor law.<sup>7</sup> Firms in the informal sector are also less likely to pay taxes. *Doing Business* measures one set of factors that help explain the occurrence of informality and give policy makers insights into potential areas of regulatory reform.

Rules and regulations fall under the direct control of policy makers—and they are often where policy makers start when intending to change the set of incentives under which businesses operate. *Doing Business* not only shows where problems

exist in the regulatory framework; it also points to specific regulations or regulatory procedures that may lend themselves to reform. And its quantitative measures of business regulations enable research on how specific regulations affect firm behavior and economic outcomes.

## HOW ARE THE DATA COLLECTED?

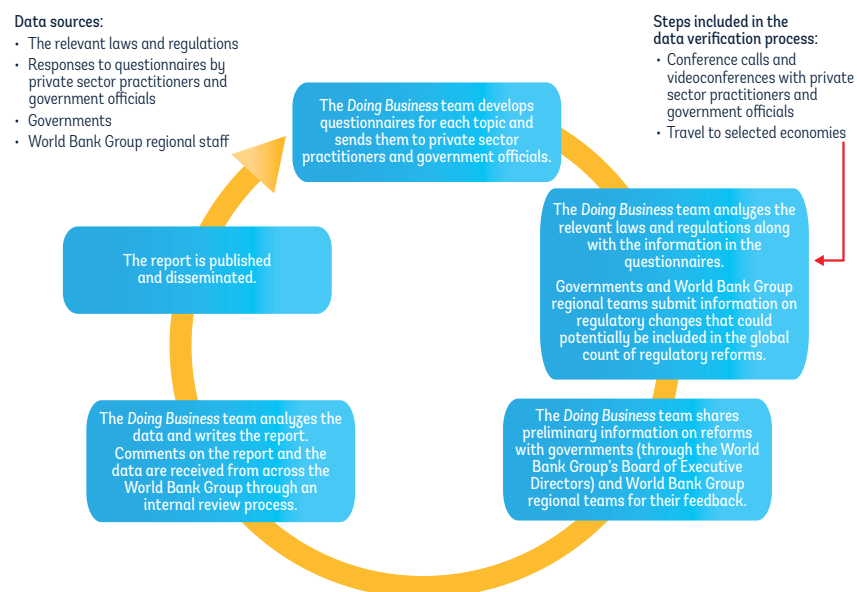
The *Doing Business* data are based on domestic laws and regulations as well as administrative requirements. The data cover 189 economies—including small economies and some of the poorest economies, for which little or no data are available in other data sets. The data are collected through several rounds of interaction with expert respondents (both private sector practitioners and government officials)—through responses to questionnaires, conference calls, written correspondence and visits by the team. *Doing Business* relies on 4 main sources of information: the relevant laws and regulations, *Doing Business* respondents, the governments of the economies covered and the World Bank Group regional staff (figure 2.2). For a detailed explanation of

the *Doing Business* methodology, see the data notes.

### Relevant laws and regulations

Most of the *Doing Business* indicators are based on laws and regulations. Indeed, more than two-thirds of the data embedded in the *Doing Business* indicators are based on a reading of the law. Besides filling out written questionnaires, *Doing Business* respondents provide references to the relevant laws, regulations and fee schedules. The *Doing Business* team collects the texts of the relevant laws and regulations and checks questionnaire responses for accuracy. For example, the team will examine the commercial code to confirm the paid-in minimum capital requirement, look at the legislation to see whether borrowers have the right to access their data at the credit bureau and read the tax code to find applicable tax rates. (*Doing Business* makes these and other types of laws available on the *Doing Business* law library website.)<sup>8</sup> Because of the data checking and quality assurance, having large samples of respondents is not necessary. In principle, the role of the contributors is largely advisory—helping the *Doing Business* team in finding and understanding the

**FIGURE 2.2** How *Doing Business* collects and verifies the data





laws and regulations—and there are quickly diminishing returns to an expanded number of contributors.

For the rest of the data the team conducts extensive consultations with multiple contributors to minimize measurement error. For some indicators—for example, those on dealing with construction permits, enforcing contracts and resolving insolvency—the time component and part of the cost component (where fee schedules are lacking) are based on actual practice rather than the law on the books. This introduces a degree of judgment. When sources indicate different estimates, the time indicators reported in *Doing Business* represent the median values of several responses given under the assumptions of the standardized case.

### **Doing Business respondents**

Over the past 12 years more than 30,000 professionals in 189 economies have assisted in providing the data that inform the *Doing Business* indicators.<sup>9</sup> This year's report draws on the inputs of more than 10,700 professionals.<sup>10</sup> Table 14.2 in the data notes lists the number of respondents for each indicator set. The *Doing Business* website shows the number of respondents for each economy and each indicator set.

Respondents are professionals who routinely administer or advise on the legal and regulatory requirements in the specific areas covered by *Doing Business*, selected on the basis of their expertise in these areas. Because of the focus on legal and regulatory arrangements, most of the respondents are legal professionals such as lawyers, judges or notaries. In addition, officials of the credit registry or bureau complete the credit information questionnaire. Freight forwarders, accountants, architects, engineers and other professionals answer the questionnaires related to trading across borders, paying taxes and dealing with construction permits.

Certain public officials (such as registrars from the company or property registry) also provide information that is incorporated into the indicators.

The *Doing Business* approach has been to work with legal practitioners or professionals who regularly undertake the transactions involved. Following the standard methodological approach for time-and-motion studies, *Doing Business* breaks down each process or transaction, such as starting a business or registering a building, into separate steps to ensure a better estimate of time. The time estimate for each step is given by practitioners with significant and routine experience in the transaction. When time estimates differ, further interactions with respondents are pursued to converge on one estimate or a narrow range that reflects the majority of applicable cases.

*Doing Business* does not survey firms for 2 main reasons. The first relates to the frequency with which firms engage in the transactions captured by the indicators, which is generally low. For example, a firm goes through the start-up process once in its existence, while an incorporation lawyer may carry out 10 such transactions each month. The incorporation lawyers and other experts providing information to *Doing Business* are therefore better able to assess the process of starting a business than are individual firms. They also have access to the latest regulations and practices, while a firm may have faced a different set of rules when incorporating years before. The second reason is that the *Doing Business* questionnaires mostly gather legal information, which firms are unlikely to be fully familiar with. For example, few firms will know about all the many legal procedures involved in resolving a commercial dispute through the courts, even if some of them have gone through the process themselves. But a litigation lawyer would have no difficulty in providing the requested information on all the procedures.

### **Governments and World Bank Group regional staff**

After receiving the completed questionnaires from the *Doing Business* respondents, verifying the information against the law and conducting follow-up inquiries to ensure that all relevant information is captured, the *Doing Business* team shares the preliminary reform descriptions with governments through the Board of Executive Directors and regional staff of the World Bank Group. Through this process government authorities and local World Bank Group staff in the 189 economies covered can alert the team about, for example, regulatory reforms not picked up by the respondents or additional achievements of regulatory reforms already captured in the database. In response to such feedback, the *Doing Business* team turns to the local private sector experts for further consultation and, as needed, corroboration. In addition, the team responds formally to the comments of governments or regional staff and provides explanations of the scoring decisions.

### **Data adjustments**

Information on data corrections is provided in the data notes and on the *Doing Business* website. A transparent complaint procedure allows anyone to challenge the data. From November 2013 to October 2014 the team received and responded to more than 160 queries on the data. If changes in data are confirmed, they are immediately reflected on the website.

---

## **HOW DO GOVERNMENTS USE THE DATA?**

Over the past decade governments have increasingly focused on reforming business regulation as one way of maintaining competitiveness in an increasingly globalized economy. *Doing Business* provides one source of actionable, objective data that give useful insights into good practices worldwide. Indeed, since 2003 governments have implemented more

than 600 regulatory reforms that have been informed by *Doing Business*.<sup>11</sup>

One venue for sharing success stories in business regulation reform is peer-to-peer learning events—workshops where officials from different governments across a region or even across the globe meet to discuss the challenges of regulatory reform and to share their experiences (figure 2.3).

In addition, reform committees within governments frequently use the *Doing Business* indicators as one input to inform their programs for improving the business environment. More than 50 economies have formed such committees—typically at the interministerial level or reporting directly to the president or the prime minister—to ensure the coordination of efforts across agencies. In East and South Asia they include Indonesia, the Republic of Korea, Malaysia, the Philippines and Sri Lanka. In the Middle East and North Africa: Algeria, Kuwait, Morocco, Saudi Arabia and the United Arab Emirates.

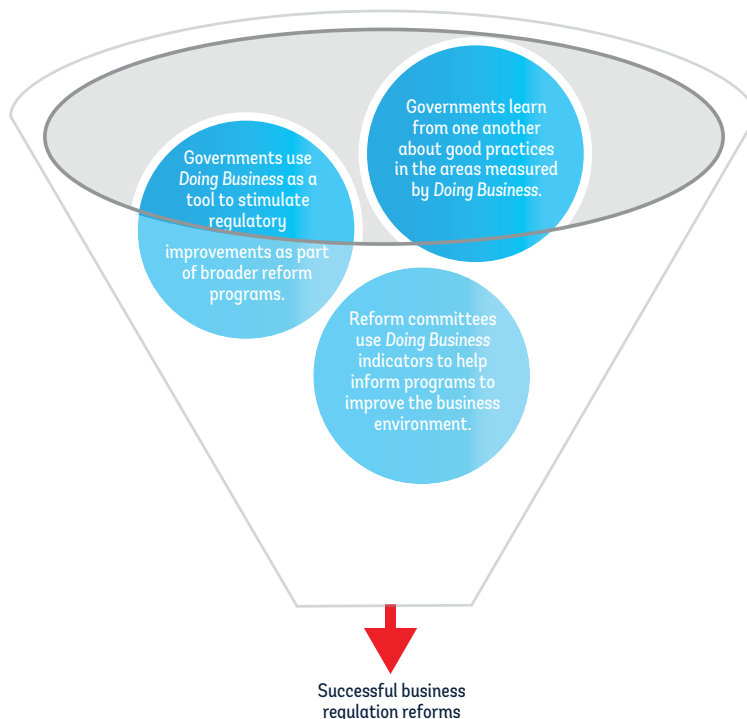
In Europe and Central Asia: Azerbaijan, Croatia, the Czech Republic, Georgia, Kazakhstan, Kosovo, the Kyrgyz Republic, the former Yugoslav Republic of Macedonia, Moldova, Montenegro, Poland, the Russian Federation, Tajikistan, Ukraine, the United Kingdom and Uzbekistan. In Sub-Saharan Africa: Botswana, Burundi, the Central African Republic, the Comoros, the Democratic Republic of Congo, the Republic of Congo, Côte d'Ivoire, Guinea, Kenya, Liberia, Malawi, Mali, Nigeria, Rwanda, Sierra Leone, Togo and Zambia. And in Latin America: Chile, Colombia, Costa Rica, the Dominican Republic, Guatemala, Mexico, Panama and Peru.

One reason behind the use of *Doing Business* indicators by governments is that many of these indicators can be considered “actionable,” measuring aspects over which governments have direct control. For example, governments can reduce (or even eliminate) the minimum capital requirement for new firms. They can invest in company

and property registries to increase the efficiency of these public agencies. They can improve the efficiency of tax administration by adopting the latest technologies to facilitate the preparation, filing and payment of taxes by businesses. And they can undertake court reforms to shorten delays in the enforcement of contracts. On the other hand, some *Doing Business* indicators capture costs that involve private sector participants, such as lawyers, notaries, architects, electricians or freight forwarders—costs over which governments may have little influence in the short run.

While many *Doing Business* indicators are actionable, this does not necessarily mean that they are always “action-worthy” in a particular context.<sup>12</sup> Business regulation reforms are one element of a strategy aimed at improving competitiveness and establishing a solid foundation for sustainable economic growth. There are many other important goals to pursue—such as effective management of public finances, adequate attention to education and training, adoption of the latest technologies to boost economic productivity and the quality of public services, and appropriate regard for air and water quality to safeguard people’s health. Governments have to decide what set of priorities best fits the needs they face. To say that governments should work toward a sensible set of rules for private sector activity does not suggest that doing so should come at the expense of other worthy economic and social goals.

**FIGURE 2.3** How governments use *Doing Business* as a policy tool



## NOTES

1. The focus of the *Doing Business* indicators remains the regulatory regime faced by domestic firms engaging in economic activity in the largest business city of an economy. *Doing Business* was not initially designed to inform decisions by foreign investors, though investors may in practice find the data useful as a proxy for the quality of the national investment climate. Analysis done in the World Bank Group’s Global Indicators Group has shown that countries that have sensible rules for domestic economic activity also tend to

- have good rules for the activities of foreign subsidiaries engaged in the local economy.
2. For more on the World Bank Enterprise Surveys, see the website at <http://www.enterprisesurveys.org>.
  3. These papers are available on the *Doing Business* website at <http://www.doingbusiness.org/methodology>.
  4. For getting credit, indicators are weighted proportionally, according to their contribution to the total score, with a weight of 60% assigned to the strength of legal rights index and 40% to the depth of credit information index. In this way each point included in these indices has the same value independent of the component it belongs to. Indicators for all other topics are assigned equal weights.
  5. A technical note on the different aggregation and weighting methods is available on the *Doing Business* website at <http://www.doingbusiness.org/methodology>.
  6. For more details, see the chapter on the distance to frontier and ease of doing business ranking.
  7. Schneider 2005; La Porta and Shleifer 2008.
  8. <http://www.doingbusiness.org/law-library>.
  9. The annual data collection exercise is an update of the database. The *Doing Business* team and the contributors examine the extent to which the regulatory framework has changed in ways relevant for the features captured by the indicators. The data collection process should therefore be seen as adding each year to an existing stock of knowledge reflected in the previous year's report, not as creating an entirely new data set.
  10. While about 10,700 contributors provided data for this year's report, many of them completed a questionnaire for more than one *Doing Business* indicator set. Indeed, the total number of contributions received for this year's report is more than 13,500, which represents a true measure of the inputs received. The average number of contributions per indicator set and economy is just over 6. For more details, see <http://www.doingbusiness.org/contributors/doing-business>.
  11. These are reforms for which *Doing Business* is aware that information provided by the *Doing Business* report was used in shaping the reform agenda.
  12. One study using *Doing Business* indicators illustrates the difficulties in using highly disaggregated indicators to identify reform priorities (Kraay and Tawara 2011).



## What is changing in Doing Business?

- This year's report and *Doing Business 2016* are introducing changes in 8 of the 10 *Doing Business* indicator sets: dealing with construction permits, getting electricity, registering property, getting credit, protecting minority investors, paying taxes, enforcing contracts and resolving insolvency.
- The improvements have 2 main goals. The first is to expand the focus of indicator sets that primarily measure the efficiency of a transaction or service to also cover aspects of the quality of that service. The second is to expand the focus of indicator sets that already measure some aspects of the quality of regulation to include recent good practices in the areas covered.
- Starting this year the ease of doing business ranking is based on the distance to frontier score.
- For the 11 economies with a population of more than 100 million, a second city has been added to the sample this year.

Good practices in business regulation have evolved since the *Doing Business* indicators were first developed in 2003. Some changes have come, for example, as new technologies have transformed the ways governments interact with citizens and the business community. The new developments have created a need to expand and update the *Doing Business* methodology. While the *Doing Business* report has introduced changes in methodology of varying degrees every year, this year's report and *Doing Business 2016* are implementing more substantive improvements. Most were inspired by recommendations of the Independent Panel on *Doing Business*

and by broader consultations that have taken place over the years with World Bank Group staff, country governments and the private sector.<sup>1</sup>

### AN OVERVIEW OF THE CHANGES

The improvements are in 3 areas: revision of the calculation of the ease of doing business ranking, expansion of the sample of cities covered in large economies and a broadening of the scope of indicator sets (table 3.1). Some of the changes imply a break in the data series and will compromise the comparability of data over time. For getting credit, for example, the changes in the strength of legal rights index are substantial enough to prevent comparability over time. But for all *Doing Business* topics, including getting credit, the data have been back-calculated 1 year to allow for at least 2 comparable years of data.<sup>2</sup> Moreover, since most of the changes in methodology involve adding new indicators rather than revising existing ones, data for more than 90% of the previously existing indicators remain comparable over time. The full data series are available on the *Doing Business* website.

**TABLE 3.1** Timeline of the changes in *Doing Business*

#### Changes in *Doing Business 2015*

Revision of the ranking calculation
Expansion of the city sample in large economies
Broadening of the scope of indicator sets
<ul style="list-style-type: none"> <li>• Getting credit</li> <li>• Protecting minority investors</li> <li>• Resolving insolvency</li> </ul>

#### Changes in *Doing Business 2016*

Broadening of the scope of indicator sets
<ul style="list-style-type: none"> <li>• Registering property</li> <li>• Dealing with construction permits</li> <li>• Getting electricity</li> <li>• Paying taxes</li> <li>• Enforcing contracts</li> </ul>

Note: No changes are planned for starting a business or trading across borders. Minor updates in methodology are introduced in this year's report for dealing with construction permits, paying taxes and enforcing contracts, as explained in the data notes.

### Revising the ranking calculation

*Doing Business* continues to publish the ease of doing business ranking. But beginning in this year's report the ranking is based on the distance to frontier score rather than on the

percentile rank. The distance to frontier score benchmarks economies with respect to a measure of regulatory best practice—showing the gap between each economy’s performance and the best performance on each indicator. For indices, such as the strength of legal rights index (which ranges from 0 to 12), the frontier is set at the best theoretical score (in this case 12) even if no economy attains it. For most of the other indicators the frontier is set at the lowest number that occurs in practice—for example, 1 for the number of procedures to start a business. The exceptions are the recovery rate in insolvency, for which the frontier is set at the highest value, and the total tax rate, for which a threshold has been established.

The ranking based on the distance to frontier score is highly correlated with that based on the percentile rank. But the distance to frontier score captures more information than the percentile rank because it shows not only how economies are ordered but also how far apart they are. Economies with greater variance across topics are more likely

to have a less favorable position in the distance to frontier ranking than in the percentile ranking. Those with relatively better performance in topics with a compressed distribution, such as starting a business, also tend to place lower in the distance to frontier ranking.

Two country examples can better illustrate the practical implications of the change in the ranking calculation. In *Doing Business 2014* Côte d’Ivoire had rankings between 115 and 173 for 8 of the 10 topics, and rankings of 88 and 95 for the other 2. This resulted in a ranking of 167 on the overall ease of doing business. If the ranking had been computed using the distance to frontier score rather than the percentile rank, Côte d’Ivoire’s ranking, based on the same data, would have been 153 (figure 3.1). This higher ranking would have been due mainly to the low variation in Côte d’Ivoire’s performance across topics.

For Mongolia the opposite would have happened. In *Doing Business 2014* Mongolia’s topic rankings ranged between 22 and 181. Mongolia ranked in the top 40 for 4 of the topics, and in

the bottom 60 for 3. Its overall ranking based on the percentile rank method was 76. If the ranking had been computed using the distance to frontier method instead, Mongolia’s ranking would have been 94. This lower ranking would have been attributable to the high variation in Mongolia’s performance across topics.

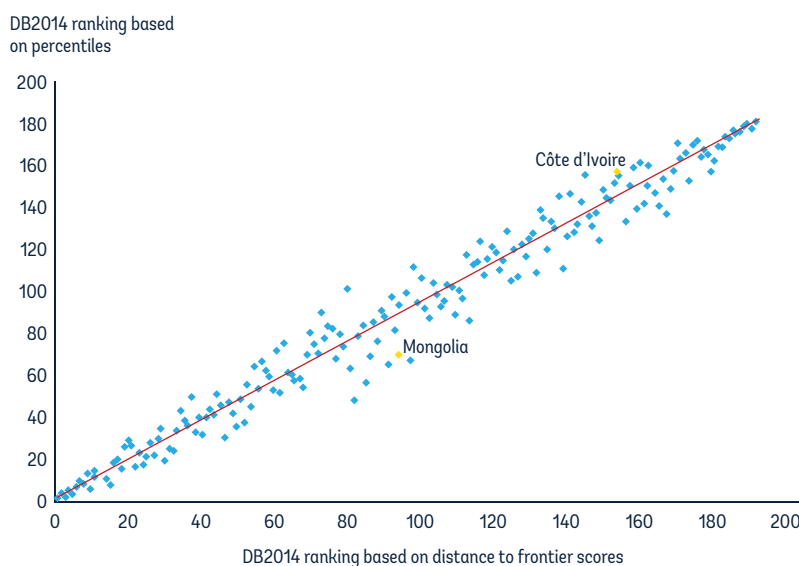
How do the 2 countries fare in this year’s ease of doing business ranking? Côte d’Ivoire stands at 147 in the ranking, 6 places higher than in last year’s ranking when based on the new methodology—and Mongolia stands at 72, 22 places higher. The changes in ranking are due to other changes in methodology, changes in the data for these 2 countries and changes in the data for other economies. (For more details, see the chapter on the distance to frontier and ease of doing business ranking.)

### Expanding the sample of cities covered

Since its inception *Doing Business* has focused on the largest business city of each economy, taking it as a proxy for the entire national territory. Depending on the indicator and the size of the economy, this focus can be a limitation in extrapolating results to the economy level. As the subnational *Doing Business* reports have shown, the indicators measuring the procedures, time and cost to complete a transaction (such as the dealing with construction permits indicators) tend to show more variation across cities within an economy than do indicators capturing features of the law applicable nationwide (such as the protecting minority investors or resolving insolvency indicators). Moreover, this limitation is likely to be more important in larger economies—where the largest business city is likely to represent a smaller share of the overall economy—and in those with greater regional diversity in business practices.

To address this issue, this year *Doing Business* has expanded its sample of

**FIGURE 3.1** How much difference is there between the 2 calculations of the ease of doing business ranking?



Note: The 45-degree line shows where the rankings based on percentiles and the rankings based on distance to frontier scores are equal. The correlation between the 2 rankings is 0.99.

Source: *Doing Business* database.

cities in large economies, defined as those with a population of more than 100 million. Today there are 11 such economies in the world: Bangladesh, Brazil, China, India, Indonesia, Japan, Mexico, Nigeria, Pakistan, the Russian Federation and the United States. For each of these economies the sample now includes the second largest business city. Population size was used as the criterion for selecting these economies for 2 main reasons: First, economies with a large population, because of their size and diversity, are more likely to have differences in performance on indicators. Second, the larger the population in an economy, the larger the number of people who can benefit from improvements in business regulation.

Within each economy the second city was also selected on the basis of population size. Another criterion was that the second city must be in a different metropolitan area than the largest business city.<sup>3</sup> Other criteria were also considered, such as contribution to total GDP or level of city dynamism, but these were not used in the end because of the lack of comparable data across the economies.

What do the data for the new cities in the sample show about the differences within economies? Overall, the differences are small. In 7 of the 11 economies the difference in the distance to frontier score between the 2 cities is less than 1 point (figure 3.2).

### Broadening the scope of indicator sets

Eight of the 10 sets of *Doing Business* indicators are being improved over a 2-year period. The improvements are aimed at addressing 2 main concerns. First, in indicator sets that primarily measure the efficiency of a transaction or service provided by a government agency (such as registering property), the focus is being expanded to also cover aspects of the quality of that service. And second, in indicator sets

that already measure some aspects of the quality of regulation (such as protecting minority investors), the focus is being expanded to include additional good practices in the areas covered.

## INTRODUCING NEW MEASURES OF QUALITY

Efficiency in regulatory transactions is important. Many research papers have highlighted the positive effect of improvements in areas measured by *Doing Business* on such economic outcomes as firm or job creation.<sup>4</sup> But increasing efficiency may have little impact if the service provided is of poor quality. For example, the ability to complete property transfers quickly and inexpensively is important, but if the land records are unreliable or other features of the property rights regime are flawed, the property title will have little value.

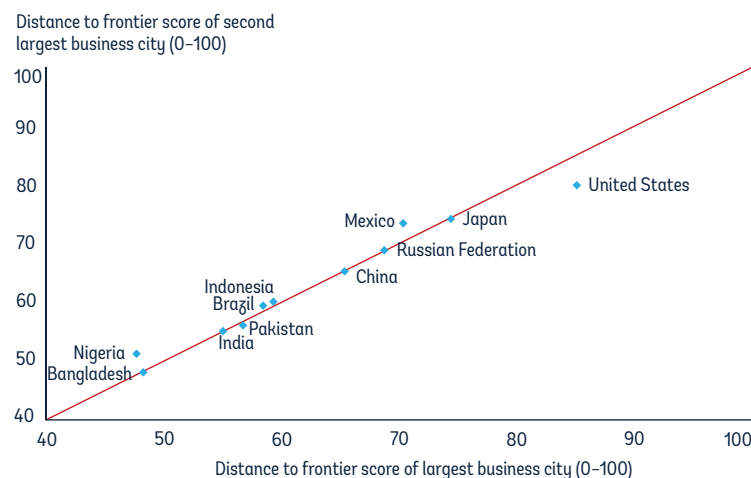
There is a well-established literature linking regulatory quality with economic outcomes at the macro level. An important part of this literature stems from the Worldwide Governance Indicators, which measure regulatory

quality as 1 of 6 pillars of governance. This literature has produced important findings: Better governance (including better regulatory quality) leads to higher income per capita.<sup>5</sup> Better governance is linked to faster economic growth.<sup>6</sup> And a heavier regulatory burden reduces economic growth and increases macroeconomic volatility.<sup>7</sup>

While this research uses data far from the areas into which *Doing Business* indicators are expanding, these findings are encouraging and they suggest a need to better understand what aspects of regulatory quality drive these results. Measures of the quality of business regulation at the micro level are lacking. By expanding its focus on regulatory quality, *Doing Business* will open a new area for research. The aim is to help develop greater understanding of the importance of the quality of business regulation and its link to regulatory efficiency and economic outcomes.

Six indicator sets are being expanded to measure regulatory quality: dealing with construction permits, getting electricity, registering property, paying taxes, enforcing contracts and

**FIGURE 3.2** Small differences in the distance to frontier score between cities in the same economy



Note: The 45-degree line shows where the scores for the 2 cities are equal.  
Source: *Doing Business* database.

resolving insolvency. The new indicators being introduced emphasize the importance of having the right type of regulations. In general, economies with less regulation or none at all will have a lower score on the new indicators.

### Changes in Doing Business 2015

#### Resolving insolvency

The resolving insolvency indicators measure the time, cost and outcome of an insolvency process for a case study firm and the recovery rate for its secured creditors. The indicators have focused mainly on the efficiency of the bankruptcy court system. But by measuring the outcome of the process—that is, whether the firm continues to operate or not—the indicators were already assessing some dimensions of the quality of insolvency regulation. In this year's report the indicators go further, by explicitly measuring the strength of the legal framework for insolvency.

A new indicator, the strength of insolvency framework index, measures good practices in accordance with the World Bank's *Principles for Effective Insolvency and Creditor/Debtor Regimes* and the United Nations Commission on International Trade Law's (UNCITRAL) *Legislative Guide on Insolvency Law*.<sup>8</sup> The index measures 4 aspects. First, it records whether debtors and creditors have the right to commence liquidation proceedings, reorganization proceedings or both and what standard is used to determine whether a debtor is insolvent. Second, it tests what happens to the contracts of a debtor during insolvency proceedings, whether post-commencement financing is permitted and what level of priority is granted to post-commencement creditors. Third, it tests the approval process for a reorganization plan as well as certain substantive requirements for the plan. Finally, it tests the extent to which creditors can participate in insolvency proceedings as a group as well as the rights of individual creditors to litigate

and appeal decisions that affect their rights.

Under the old methodology the distance to frontier score for resolving insolvency was based only on the recovery rate, which measures the cents on the dollar recouped by secured creditors through insolvency proceedings. Under the new methodology the score is based on both the recovery rate and the strength of insolvency framework index. A comparison of the 2 scores shows that many economies have insolvency laws that follow some good practices even if they may face challenges in implementing those laws (figure 3.3). For example, Brazil receives a score of 13 (of 16 possible points) on the strength of insolvency framework index while its recovery rate is only 25.8% of the estate value. Economies not performing well on the new indicator are those that use foreclosure to resolve the insolvency in the *Doing Business* standardized case. Foreclosure is normally a relatively fast process, typically resulting in a higher recovery rate—but it ignores unsecured creditors, something that would not be true of a well-designed insolvency

framework. In Maldives, for example, secured creditors should expect to recover 49.9% of the estate value, but the country receives a score of only 2 on the strength of insolvency framework index.

For more details on the new index and its scoring methodology, see the data notes. For a complete discussion of the new indicator and an analysis of the data, see the case study on resolving insolvency.

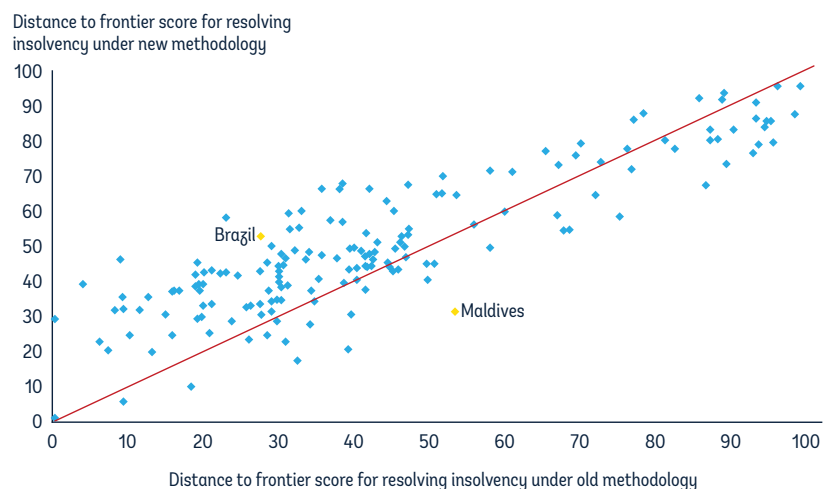
### Changes in Doing Business 2016

#### Registering property

The registering property indicator set has measured the procedures, time and cost to transfer a property from one company to another since 2004. Starting in *Doing Business 2016*, the indicator set will be expanded to cover the reliability, transparency and geographic coverage of land administration systems as well as dispute resolution for land issues.

Ensuring the reliability of information on property titles is a crucial function of land administration systems. To

**FIGURE 3.3** Comparing distance to frontier scores for resolving insolvency under the old and new methodologies



Note: Under the new methodology the distance to frontier score for resolving insolvency includes both the recovery rate and the strength of insolvency framework index; under the old one it includes only the recovery rate. Both scores are based on this year's data. The 45-degree line shows where the scores under the old and new methodologies are equal. The correlation between the 2 scores is 0.90.

Source: *Doing Business* database.

assess how well these systems are performing this function, a new indicator will record the practices used for collecting, recording, storing and processing information on land parcels and property titles. Specific attention will be given to practices that support data reliability, such as unifying, standardizing and synchronizing records across different sources and putting in place the necessary infrastructure to reduce the risk of errors.

The indicator will also provide information allowing comparison of transparency standards for land administration systems around the world. New data will record what land-related information is made publicly available, whether procedures and property transactions are transparent and whether information on fees for public services is easily accessible.

In addition, the indicator will measure the coverage levels attained by land registration and mapping systems. A land administration system that does not cover the economy's entire territory is unable to guarantee the protection of property rights in areas that lack institutionalized information on land. The result is a dual system, with both formal and informal land markets. To be enforceable, all transactions need to be publicly verified and authenticated at the registry.

Finally, the indicator will allow comparative analysis of land dispute resolution across economies. It will measure the accessibility of conflict resolution mechanisms and the extent of liability for the entities or agents recording land transactions. For a complete discussion of the new indicator and a preliminary data analysis, see the case study on registering property.

### Dealing with construction permits

The existing indicator set on dealing with construction permits measures

the procedures, time and cost to comply with the formalities to build a warehouse—including obtaining necessary licenses and permits, completing required notifications and inspections and obtaining utility connections. The indicator set will be expanded in *Doing Business 2016* to measure good practices in construction regulation (see figure 3.4 for some of the new aspects that will be added to the indicator set).

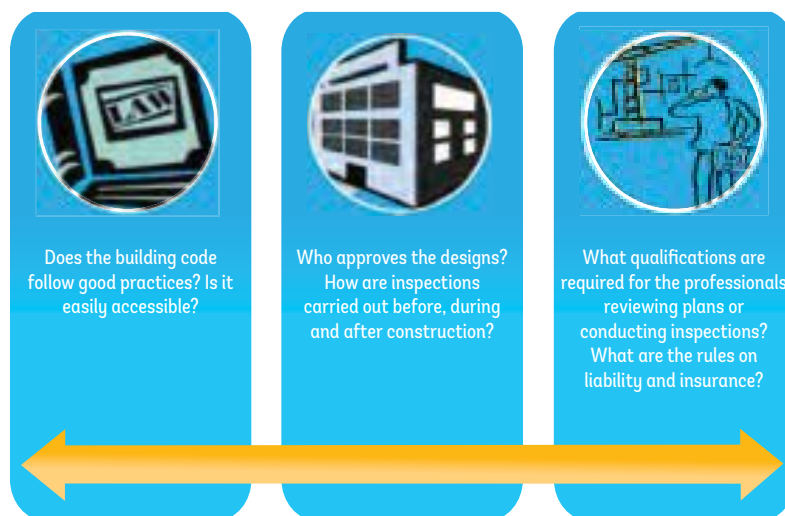
The changes will address important issues facing the building community. One is the need for clarity in the rules, to ensure that regulation of construction can fulfill the vital function of helping to protect the public from faulty building practices. Besides being clear, building rules also need to be adaptable, so that they can keep up with economic and technological change. To assess these characteristics, a new indicator on regulatory quality will examine how clearly the building code or building regulations specify the requirements for obtaining a building permit and how easily accessible the regulations are.

Beyond measuring the clarity and accessibility of regulations, the indicator will assess the effectiveness of

inspection systems. Good inspection systems are critical to ensuring public safety. They can ensure that buildings comply with proper safety standards, reducing the chances of structural faults. And requirements that technical experts review the proposed plans before construction even begins can reduce the risk of structural failures later on. The new indicator will cover quality control at 3 stages: before, during and after construction.

Measures of quality control before construction will look at 2 points: which entity is required to verify that the architectural plans and drawings comply with the building regulations and who makes up the team or committee that reviews and approves building permit applications at the permit-issuing agency. Measures of quality control during construction will examine 3 points: what types of mandatory inspections (if any) are required by law during construction; which agency is responsible for conducting these inspections; and whether inspections required by law are actually carried out (or, if not required by law, commonly occur in practice). Measures of quality control after construction will also examine 3 points: whether a final inspection is required by law to

FIGURE 3.4 What will be added to dealing with construction permits





verify that the building was built in accordance with the approved plans and the building regulations; which agency is responsible for conducting the final inspection; and whether the final inspection required by law is actually carried out (or, if not required by law, commonly occurs in practice).

The professionals who conduct the inspections play a vital part in ensuring that buildings meet safety standards. So it is important that these professionals be certified and that they have the necessary technical qualifications. And if safety violations or construction flaws occur despite their efforts, it is important to have a well-defined liability and insurance structure to cover losses resulting from any structural faults.

The new indicator will cover several points relating to these issues: what the qualification requirements are for the professionals responsible for verifying the architectural plans and for those authorized to supervise the construction; which parties are held legally liable for construction flaws or problems affecting the structural safety of the building once occupied; which parties are required by law to obtain an insurance policy to cover possible flaws or problems affecting the structural safety of the building once occupied; and what the consequences are for the construction company and the professionals authorized to supervise construction if construction flaws or problems are found or if building regulations were not complied with.

### Getting electricity

The existing data set on getting electricity measures the efficiency of the process for obtaining an electricity connection for a standard warehouse—as reflected in the procedures, time and cost required. While the efficiency of the connection process has proved to be a useful proxy for the overall efficiency of the electricity sector, these measures cover only a small part of

the sector's performance. Beyond the complexity and high cost of getting an electricity connection, inadequate or unreliable power supply is also perceived as an important constraint on business activity, particularly in the developing world. To offer a more complete view of the electricity sector, *Doing Business* will broaden the scope of the getting electricity indicators to include the reliability of the power supply (figure 3.5). The expanded data set will be published in *Doing Business 2016*.

A new indicator will assess the reliability of electricity supply by measuring both the duration and the frequency of power outages. The indicator will use the system average interruption duration index (SAIDI) and the system average interruption frequency index (SAIFI). SAIDI is the average total duration of outages over the course of a year for each customer served, while SAIFI is the average number of service interruptions experienced by a customer in a year.

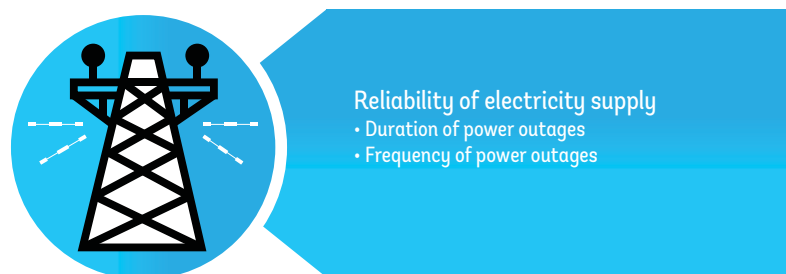
Collecting these data can be challenging. The SAIDI and SAIFI measures are often recorded by utility companies, and the availability and quality of the data depend on the utilities' ability to collect the information. To provide an understanding of the quality of monitoring, the indicator will also record the methods used by electricity distribution companies to measure power outages.

### Paying taxes

The paying taxes indicators measure the taxes and mandatory contributions that a medium-size company must pay in a given year as well as the administrative burden of paying taxes and contributions. The indicators now measure only the administrative burden associated with preparing, filing and paying 3 major tax categories (profit taxes, consumption taxes and labor taxes). But the postfiling process—involving tax audits, tax refunds and tax appeals—can also impose a substantial administrative burden on firms. Starting in *Doing Business 2016*, the paying taxes indicator set will therefore be expanded to include measures of the postfiling process.

In addition, this year's report includes an important change in the methodology for the paying taxes indicators. The distance to frontier score for the total tax rate now enters the distance to frontier score for paying taxes in a nonlinear fashion. As a result of this change, an increase in the total tax rate has a smaller impact on the distance to frontier score for paying taxes than previously for economies with a below-average total tax rate and a larger impact for economies with a very high total tax rate relative to the average (see figure 15.2 and the related discussion in the chapter on the distance to frontier and ease of doing business ranking).

FIGURE 3.5 What will be added to getting electricity



### Enforcing contracts

The enforcing contracts indicators measure the procedures, time and cost to resolve a commercial dispute between 2 firms. The indicators have focused on the efficiency of the commercial court system without directly addressing the quality of the judiciary or the judicial infrastructure. In *Doing Business 2016* the indicator set will be expanded to cover aspects of judicial quality and court infrastructure, focusing on well-established good practices that promote quality and efficiency in the commercial court system (figure 3.6).

To assess the quality of the judiciary and judicial infrastructure, a new indicator will record whether there is a specialized commercial court or division; whether there is a small claims court; whether voluntary mediation is available; whether arbitration is available; whether pretrial attachment of assets is available; whether it is common practice for the parties in a commercial case to request adjournments

and whether the law sets a limit on the total number allowed; and whether judgments in commercial cases are made available to the general public.

Another new indicator will measure court efficiency. This indicator will record whether the initial complaint can be filed electronically; whether case management is available; whether electronic case management is available; whether there is a pretrial conference as part of the case management system; and whether process can be served electronically.

Once these new data are collected and presented in *Doing Business 2016*, the indicator on the number of procedures to enforce a contract will be dropped.

### EXPANDING THE EXISTING MEASURES OF QUALITY

Two sets of *Doing Business* indicators—getting credit and protecting minority investors—already measure aspects

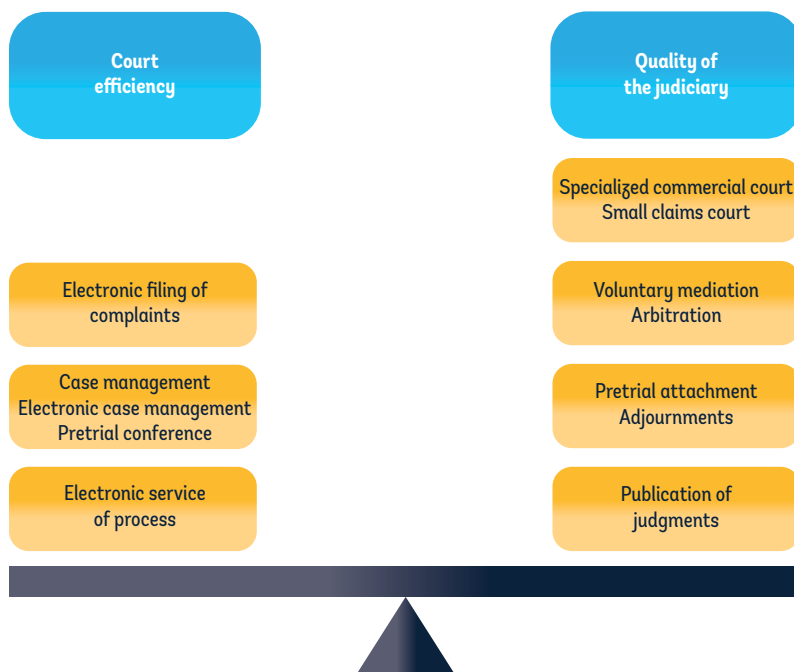
of regulatory quality. These indicator sets have been expanded in this year's report to incorporate more recent knowledge on good practices. These changes are reflected in this year's ranking on the ease of doing business.

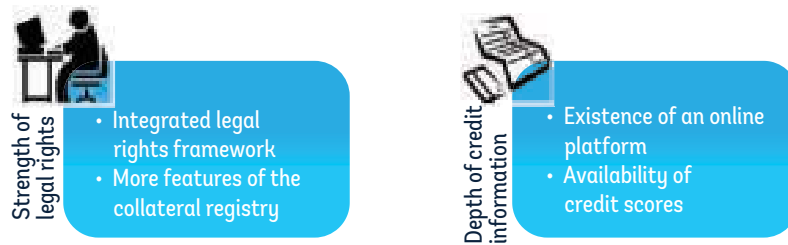
### Getting credit

The getting credit indicators assess the legal rights of borrowers and lenders in secured transactions and the sharing of credit information. Measures compiled in the strength of legal rights index focus on whether collateral and bankruptcy laws include certain features that facilitate lending. Those combined in the depth of credit information index focus on the coverage, scope and accessibility of credit information available through credit bureaus and registries. Both sets of measures have been expanded this year to cover more good practices (figure 3.7).

The strength of legal rights index has been expanded from 10 points to 12, with the new aspects selected in accordance with UNCITRAL's *Legislative Guide on Secured Transactions*.<sup>9</sup> One of the new points is awarded for having an integrated secured transactions system. Modern secured transactions systems are aimed at ensuring that a prospective creditor can easily determine not only whether an asset has already been pledged as collateral but also whether there is some other type of right over that asset. Such rights might be established by legal instruments that are functional equivalents to security interests. In an integrated secured transactions system these instruments are regulated under the same law as traditional security interests. This approach provides the greatest transparency and predictability—because all rights in collateral, whether traditional security interests or their functional equivalents, are registered at the same registry, and the law will contemplate how priority rules apply across the different types of contracts.

FIGURE 3.6 What will be added to enforcing contracts



**FIGURE 3.7** What has been added to getting credit

Other new points are awarded for having a well-functioning collateral registry, defined by several characteristics. One is that the registry must cover any type of secured transaction, regardless of the type of debtor, creditor or assets.<sup>10</sup> Another is that the registry must be a notice-based registry. This type of registry has much lower administrative and archival costs than a document registry, which must register voluminous documentation and have specialists review the documents provided and the assets used as collateral.

Finally, the registry must offer modern features. Secured creditors (or their representatives) should be able to register, search, amend and cancel security interests online. Information in the database should be updated immediately or no more than 24 hours after registration documents are submitted. And the registry should have a digital database for storing the information. These types of online solutions enhance the efficiency of a registry and the reliability of the information it records. Establishing and maintaining such systems can be costly, however, and these systems need to be backed by adequate legislation, such as privacy laws and regulations on electronic signatures.

The depth of credit information index has been expanded from 6 points to 8. In addition, because of the importance of coverage in assessing the effectiveness of a credit information system,

only credit bureaus or registries that cover at least 5% of the adult population are being scored.

One of the new points is awarded to economies where credit information can be accessed through an online platform or through a system-to-system connection between financial institutions and the credit information system. Online access can improve data quality and security, increase efficiency and transparency and ensure a high standard of service for users—and thus might increase the number of reporting institutions that share credit information.

Another new point is awarded to economies where credit scores are available. Credit scores, considered more effective in predicting risk than credit histories alone, may improve market efficiency and provide borrowers with more opportunities to obtain credit. Their availability enables lenders that would otherwise not be capable of analyzing the raw credit data to extend credit to underserved markets at lower cost.

For more details on the expanded indicators and their scoring methodology, see the data notes. For a complete discussion of the indicators and an analysis of the data, see the case study on getting credit.

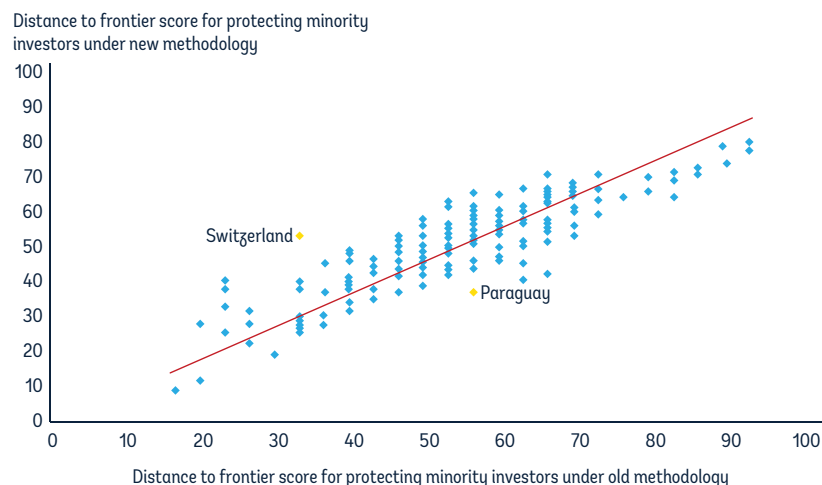
### Protecting minority investors

The name of the protecting investors indicator set has been changed this year to protecting minority investors to

better reflect its scope—and the scope of the indicator set has been expanded. The indicators have traditionally measured the strength of minority shareholder protections against directors' misuse of corporate assets for personal gain. This year a new indicator has been added to measure shareholders' rights in corporate governance beyond related-party transactions, following internationally accepted good practices such as those proposed by the *OECD Principles of Corporate Governance*.<sup>11</sup> The new indicator, the extent of shareholder governance index, encompasses a range of issues and data:

- *Shareholders' rights and role in major corporate decisions*—the extent to which shareholders can influence important corporate decisions, such as appointing and removing board members, issuing new shares and amending the company's bylaws and articles of association.
- *Governance structure*—the extent to which the law mandates separation between corporate constituencies to minimize potential agency conflicts. The issues covered include whether the chief executive officer (CEO) can also be chair of the board of directors, whether a board must include a minimum number of independent directors and whether there are rules relating to cross-shareholding and subsidiary ownership.
- *Transparency*—the extent to which companies are required to disclose information about their finances, about the remuneration of their managers and directors and about other directorships they hold. Transparency has been found to improve governance and lower the cost of investment in capital markets.
- *Allocation of legal expenses*—the extent to which the expenses associated with lawsuits brought by shareholders can be recovered from the company or the payment of the expenses can be made contingent on a successful outcome. The data provide information on whether

**FIGURE 3.8 Comparing distance to frontier scores for protecting minority investors under the old and new methodologies**



Note: Under the new methodology the distance to frontier score for protecting minority investors includes 6 areas of corporate governance; under the old one it includes 3 of the 6 areas. Both scores are based on this year's data. The 45-degree line shows where the scores under the old and new methodologies are equal. The correlation between the 2 scores is 0.87.

Source: *Doing Business* database.

filing a shareholder action is prohibitively expensive—and therefore impracticable even if allowed by law.

By expanding the scope of the indicators *Doing Business* has raised the bar, making it more difficult to reach the frontier. The highest distance to frontier score for protecting minority investors observed under the new methodology is lower than the highest one under the old methodology (figure 3.8). The average score across all economies covered by *Doing Business* is also lower under the new methodology than under the old one. This is true even though the possible range of the overall measure, the strength of minority investor protection index, continues to be 0–10. Yet some economies score higher on the overall index under the new methodology. One of them is Switzerland. While it performs relatively poorly in protecting minority investors in related-party transactions, it does considerably better on general corporate governance rules. For others, such as Paraguay, the opposite is true.

For more details on the methodology for the protecting minority investors

indicators, see the data notes. For a complete discussion of the new indicator and an analysis of the data, see the case study on protecting minority investors.

## NOTES

1. For more information on the Independent Panel on *Doing Business* and its work, see its website at <http://www.dbrpanel.org>.
2. See the data notes for more details.
3. Where the second and third largest cities were very close in population size, the GDP of the city or relevant state was used to determine which city was the second largest business city.
4. For more details, see the chapter in *Doing Business 2014* on research on the effects of business regulations.
5. Kaufmann and Kraay 2002.
6. Cugman, Dima and Dima 2010.
7. Loayza, Oviedo and Servén 2010.
8. World Bank 2011b; UNCITRAL 2004.
9. UNCITRAL 2007.
10. Excluding exemptions such as planes, boats and the like, which are traditionally covered by different registries.
11. OECD 2004.



# Reforming the business environment in 2013/14

**A**s many studies have shown, the business environment can have an important influence on the development of the private sector and economic growth—and thus on the creation of jobs and better livelihoods. Where well designed and properly implemented, regulatory reforms can promote private sector growth by eliminating bureaucratic obstacles, reducing cost and time constraints to doing business and improving the efficiency of legal institutions. They can also have an important impact on perceptions of an economy's business environment.

One important area of regulatory reform is the process for starting a business. Research provides strong evidence that reforms making it easier to start a business are associated with more firm creation,<sup>1</sup> which in turn is strongly associated with job creation and economic growth. Using a sample of OECD countries, researchers found that, on average, halving the number of procedures required to start a business is associated with a 14% increase in the number of new business registrations. A similar reduction in the days required is linked to a 19% increase, while an equivalent cut in the cost is associated with a 30% increase.

These findings are borne out by evidence at the country level. After a reform in Mexico that reduced the number of procedures to start a business by about 60%, the country saw a 5% increase in the total number of firms.<sup>2</sup> Portugal experienced similar effects after it reduced

the time and cost to start a business by 50%. New start-ups increased by about 17%, with most of the growth among less productive firms, those “that would have been most deterred by burdensome regulations, such as small firms in low-tech sectors.”<sup>3</sup> Comparable evidence exists on a regional level for Italy: provinces with a longer process for starting a business have lower rates of firm creation than those with a more streamlined process.<sup>4</sup>

Regulatory reforms can have important positive spillover effects. In trade logistics, evidence shows that improving port efficiency not only reduces shipping times but also ultimately cuts shipping costs. According to analysis of data for the *Doing Business* indicators on trading across borders, increasing port efficiency from the 25th to the 75th percentile can reduce shipping costs by 12%.<sup>5</sup> These spillover effects on shipping costs decrease with an economy's income level: high-income economies showed greater effects than low- and middle-income ones.

Moreover, better regulation is strongly correlated with better perceptions of the quality of the business environment in an economy.<sup>6</sup> And there is strong evidence that regulatory reforms in the areas measured by *Doing Business* indicators improve perceptions of quality. But the research is inconclusive about which reforms have a greater effect—those affecting the indicators that measure the complexity and cost of regulatory processes or those

- *Doing Business* has captured more than 2,400 regulatory reforms making it easier to do business since 2004.
- In the year ending June 1, 2014, 123 economies implemented at least one such reform in areas measured by *Doing Business*—230 in total.
- Among reforms to reduce the complexity and cost of regulatory processes in 2013/14, those in the area of starting a business were the most common, followed by reforms in the areas of paying taxes and registering property.
- Among reforms to strengthen legal institutions in 2013/14, the largest numbers were recorded in the areas of getting credit and protecting minority investors, and the smallest in the area of resolving insolvency.
- Eight of the 11 economies with a population of more than 100 million implemented at least one reform making it easier to do business in the past year. China, Mexico and the Russian Federation each implemented 2, while India and Indonesia each implemented 3.
- Greece, Italy, Portugal and Spain—all among the economies most adversely affected by the global financial crisis—have maintained a steady pace of regulatory reform.

affecting the indicators that measure the strength of legal institutions. Overall, there appears to be no statistically significant differences between the 2 groups of indicators.

Using its indicators to track changes in business regulations, *Doing Business* has captured more than 2,400 regulatory reforms making it easier to do business since 2004. In the year ending June 1, 2014, 123 economies implemented at least one such reform in areas measured by *Doing Business*—230 in total. From year to year *Doing Business* has recorded many more reforms reducing the complexity and cost of regulatory processes than reforms strengthening legal institutions. It is no different for 2013/14, with a count of 145 reforms reducing regulatory complexity and cost and 85 strengthening legal institutions (table 4.1).

This pattern is no surprise. It happens in small economies and in large ones (box 4.1). Reforms aimed at cutting red tape and improving regulatory efficiency are generally easier to implement, because they rarely involve large institutional players and they yield relatively quick results. By contrast, reforms aimed at improving legal institutions are typically complex. Most entail substantial changes to legal frameworks, are costly to implement and can take years to yield positive results.

### HIGHLIGHTS OF REFORMS REDUCING REGULATORY COMPLEXITY AND COST

Among reforms to reduce the complexity and cost of regulatory processes in 2013/14, those in the area of starting a business were the most common, followed by reforms in paying taxes. The area with the third largest number of reforms was registering property, though in previous years it tended to be trading across borders.

**TABLE 4.1 Reforms making it easier to do business in 2013/14 and in the past 5 years**

Area of reform	Number of reforms in 2013/14	Average annual number of reforms in past 5 years	Economy improving the most in area in 2013/14
<b>Complexity and cost of regulatory processes</b>			
Starting a business	45	45	Timor-Leste
Dealing with construction permits	16	19	Croatia
Getting electricity	12	12 <sup>a</sup>	Solomon Islands
Registering property	21	22	Greece
Paying taxes	31	34	Romania
Trading across borders	20	23	Myanmar
<b>Strength of legal institutions</b>			
Getting credit—legal rights	9	10	Colombia
Getting credit—credit information	22	20	Jamaica
Protecting minority investors	30	14	United Arab Emirates
Enforcing contracts	15	13	Kosovo
Resolving insolvency	10	17	Mozambique

*Note:* Because Jamaica implemented changes in the past year in both the strength of legal rights and depth of credit information components of getting credit, the table shows a total of 231 reforms for 2013/14, though only 230 are counted as separate reforms.

a. Refers to the average for the past 4 years.

*Source:* *Doing Business* database.

### Easing bureaucratic barriers to start-up

Start-up formalities, while they still vary around the world, are converging toward good practices. In 2013/14, as in earlier years, many of the reforms making it easier to start a business focused on introducing a one-stop shop or eliminating the minimum capital requirement (see table 4A.1 at the end of the chapter). Timor-Leste, the economy that improved the ease of starting a business the most, did so by creating a one-stop shop. Now entrepreneurs can complete several formalities in one place—reserving a company name, submitting company documents, applying for registration and publishing company statutes. By streamlining start-up formalities and centralizing services, the new one-stop shop reduced the time required to start a business from 94 days to just 10.

São Tomé and Príncipe eliminated the minimum capital requirement for business entities with no need to obtain a

commercial license. Moldova abolished the minimum capital requirement for all limited liability companies. The Russian Federation, through amendments to its civil code and federal law, eliminated the requirement for a company's founders to deposit the charter capital before incorporation. Russia also abolished the requirement for companies to notify the tax authorities of the opening of bank accounts.

### Cutting red tape in construction permitting

*Doing Business* recorded 16 reforms making it easier to deal with construction permits in 2013/14. Most were in Europe and Central Asia and Sub-Saharan Africa. Djibouti and Ghana both streamlined their permitting process. Madagascar and Senegal reduced the time required to obtain a building permit. Mali reduced the time needed to obtain a geotechnical study. And Rwanda eliminated the fee to obtain a freehold title and streamlined the process for obtaining an occupancy permit.

**BOX 4.1 Most economies with a population of more than 100 million implemented at least one regulatory reform in 2013/14**

Some people might assume that reforming business regulation is easier in small economies because their government structures tend to be less complex. The *Doing Business* data do not suggest that this is so. Eight of the 11 economies with a population of more than 100 million reformed in at least one of the areas measured by *Doing Business* in 2013/14, while only 18 of the 34 economies with a population of less than 1 million did so. Among the 11 large economies, China, Mexico and the Russian Federation each implemented 2 reforms making it easier to do business, while India and Indonesia each implemented 3 (see table).

What did these economies do? India made starting a business easier by considerably reducing the registration fees—though it also added a requirement to file a declaration before commencing business operations. It made obtaining a new electricity connection in Mumbai less costly by reducing the security deposit. And it strengthened minority investor protections by requiring greater disclosure by board members, increasing the remedies available in case of prejudicial related-party transactions and introducing additional safeguards for shareholders of privately held companies.

Indonesia made starting a business easier by making it possible to issue the approval letter for the deed of establishment electronically. It made getting electricity in Jakarta easier by eliminating the need for multiple certificates guaranteeing the safety of internal installations. And it lowered labor taxes.

China also made starting a business easier, by eliminating the minimum capital requirement and thus the need for a capital verification report from an auditing firm. In addition, it reduced employers’ social security contribution rate in Shanghai and enhanced the electronic system for filing and paying taxes.

Mexico improved access to credit by amending its insolvency proceedings law and establishing clear grounds for relief from a stay of enforcement actions by secured creditors during reorganization proceedings. And it made resolving insolvency easier by shortening the time extensions during reorganization proceedings and facilitating electronic submission of documents.

Russia made starting a business easier by eliminating the requirement to deposit the charter capital before company registration as well as the requirement to notify tax authorities of the opening of bank accounts. And it made transferring property easier by eliminating the need for notarization and reducing the time required for property registration.

In 2013/14 the 11 large economies were more likely to implement reforms reducing the complexity and cost of regulatory processes than reforms strengthening legal institutions—a pattern also evident in smaller economies. Among the 15 reforms captured by *Doing Business* in these large economies, most were at the national level and affect both cities measured. One of the exceptions was in the United States, where the reform making it easier to start a business applies to New York City but not to Los Angeles.

**Reforms making it easier to do business in the 11 large economies in 2013/14**

Economy	Reforms reducing regulatory complexity and cost	Reforms strengthening legal institutions
Bangladesh	1	0
Brazil	0	0
China	2	0
India	2	1
Indonesia	3	0
Japan	0	0
Mexico	0	2
Nigeria	0	0
Pakistan	1	0
Russian Federation	2	0
United States	1	0

*Note:* The table shows data for the 11 large economies for which *Doing Business* covers both the largest and the second largest business city.  
*Source:* *Doing Business* database.

Croatia made the biggest improvement in the ease of dealing with construction permits (figure 4.1). New regulations in the Building Act and Physical Planning Act that took effect on January 1, 2014, made it possible to obtain a building permit before paying contribution fees for utilities, speeding up the permitting process. The fees for building permits were also reduced. In addition, registration of the new

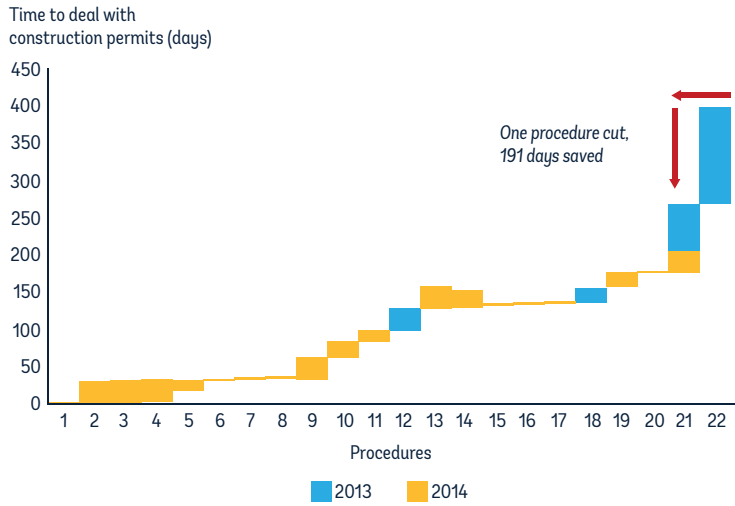
building with the land registry is now done automatically, with no action required by the builder: the municipality sends documentation to the cadastre for registration, and the cadastre sends documentation on to the land registry. And the final inspection is now done with greater timeliness, dramatically reducing the time required for the issuance of the occupancy permit. As a result of all these changes,

the number of procedures required to comply with the formalities to build a warehouse in Croatia fell from 22 to 21, the time from 379 days to 188 and the cost by 0.3% of the warehouse value.

**Making it easier to get electricity**

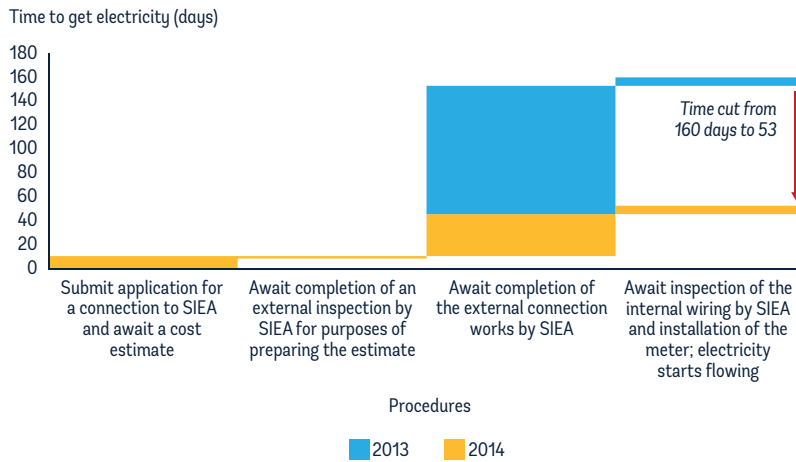
*Doing Business* recorded only 12 reforms making it easier to get electricity in

**FIGURE 4.1 Croatia cut more than 6 months from the time required to deal with construction permits**



Source: Doing Business database.

**FIGURE 4.2 The Solomon Islands reduced the time to obtain an electricity connection by two-thirds**



Note: SIEA is the Solomon Islands Electricity Authority.  
Source: Doing Business database.

2013/14. Revision of the costs for new connections was the most common feature of the reforms. In Rwanda, where increasing the electrification rate is a government priority, the distribution utility waived all fees for completing a new connection, including the security deposit. The big reduction in cost provides a strong incentive to seek an official connection to the network and encourages new business ventures.

In Poland the utility in Warsaw revised the fee structure for new connections in ways that reduced the cost for new customers. In India the electricity utility in Mumbai changed its method for calculating the security deposit. The utility now calculates it as a fixed charge per kilowatt rather than basing it on a customer's estimated monthly consumption, increasing the transparency of the related costs.

Another common feature of electricity reforms was improvement in the efficiency of distribution utilities' internal processes. The utility in the Democratic Republic of Congo, Société Nationale d'Electricité, reduced the time required to get electricity by improving its administrative management of new connection requests. Starting in 2014 the utility began tracking how much time each of its departments takes to deal with connection requests. The utility also streamlined its internal approval process: its staff no longer seeks approval from the head office for each individual connection request but instead submits batches once a month. The utility in Malawi reduced the time required to get electricity by outsourcing external connection works to subcontractors.

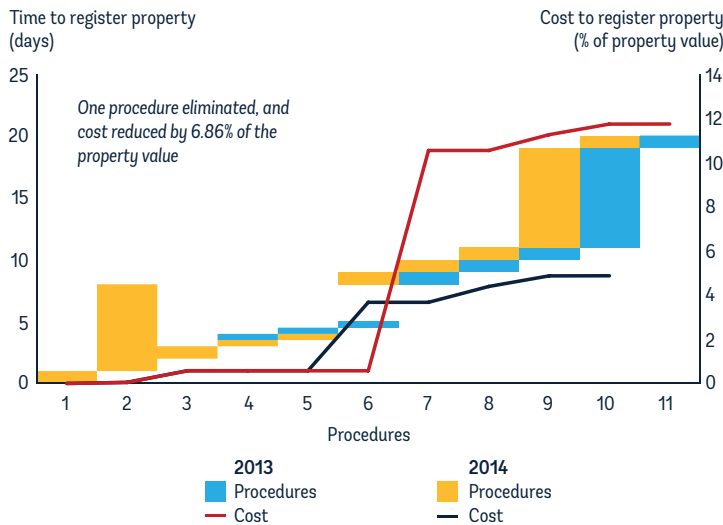
In many economies shortages in the materials needed for external works—such as transformer substations—are a source of substantial delays in the connection process. Tackling this issue was a focus of the utility in the Solomon Islands. By improving procurement practices, the utility cut the wait time for new connections by two-thirds (figure 4.2). As a result, the Solomon Islands made the biggest improvement in the ease of getting electricity in 2013/14.

### Simplifying property registration

In 2013/14, 21 economies made it easier for businesses to register property by reducing the time, cost or number of procedures required. Among the most common improvements were reducing property transfer taxes, combining or eliminating procedures, and introducing computerized procedures. Lowering the property transfer tax can substantially reduce the cost of transferring property and improve compliance with property registration and tax regulations, though this type of change needs to be informed by broader tax policy discussions.

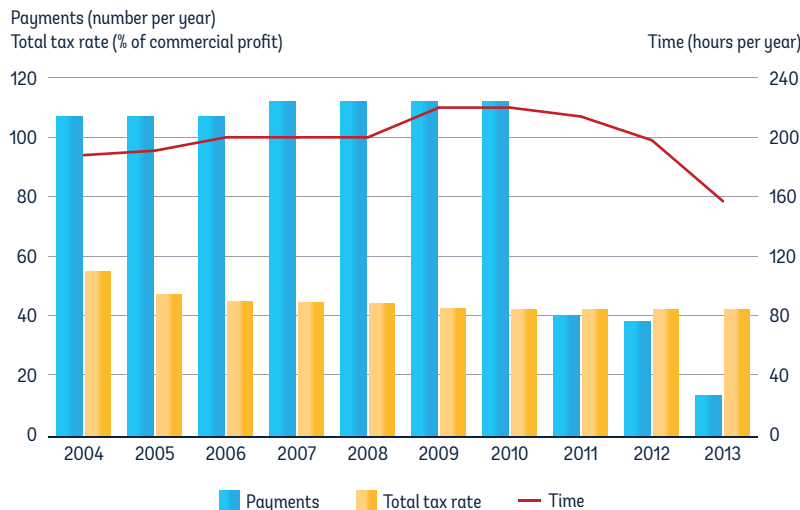


**FIGURE 4.3 Greece made registering property both easier and less expensive**



Note: In 2014 procedures 3, 4 and 5 occur simultaneously with procedure 2 (although procedures may take place simultaneously, they cannot start on the same day). Procedure 6 starts after procedure 2.  
 Source: *Doing Business* database.

**FIGURE 4.4 Romania has been making compliance with tax obligations easier in recent years**



Source: *Doing Business* database.

Greece made the largest improvement in the ease of registering property (figure 4.3). In December 2013 it established a new property transfer tax of 3% of the property value, substantially lower than the previous one of 10%. In addition, it simplified property transfers by eliminating the need to submit a tax clearance certificate from the municipality before signing the sale agreement.

Sub-Saharan Africa accounted for the largest number of property registration reforms in 2013/14. For example, Mozambique streamlined registration procedures at the land registry and the municipality. Côte d'Ivoire established a single process for tax and property registration and lowered the property registration tax. Senegal replaced the requirement for authorization from

the tax authority with a notification requirement and set up a single step for the property transfer at the land registry.

**Making it easier and less costly to pay taxes**

*Doing Business* recorded 31 reforms in 2013/14 making it easier or less costly for firms to pay taxes. Europe and Central Asia accounted for the largest number, with 9. Globally, the most common feature of tax reforms in the past year was the introduction or enhancement of electronic systems for filing and paying taxes. Thirteen economies implemented such changes, including Azerbaijan, Belarus, Moldova, Mongolia, Romania, Tajikistan and Ukraine. Electronic tax systems, if implemented well and used by most taxpayers, benefit both tax authorities and firms. For tax authorities, they ease workloads and reduce operational costs. And for firms, they reduce the time required to comply with tax obligations as well as the potential for errors.

Romania improved the ease of paying taxes the most in 2013/14 (figure 4.4). The government has developed an electronic system for filing and paying corporate income tax, value added tax and all 6 mandatory labor contributions measured by *Doing Business*.<sup>7</sup> The system was initially launched in 2010, though with only the possibility of submitting tax returns online. Over the past 2 years, however, online payment of taxes and contributions became possible with the use of banking cards and was gradually taken up by the business community. By January 2013 the majority of firms were making their tax payments online.

Other economies making noteworthy changes in the area of paying taxes in the past year include Belarus, China, the Democratic Republic of Congo and Latvia. Belarus improved its system for keeping online records for corporate income tax and value added tax. The

system now automatically updates all relevant tax rates, alerts users of potential errors and automatically collects and checks data required for filling out tax returns. Belarus also simplified its rules for deducting expenses for the calculation of corporate income tax. Four other economies merged or eliminated certain taxes—the Republic of Congo, Hungary, Senegal and Zambia.

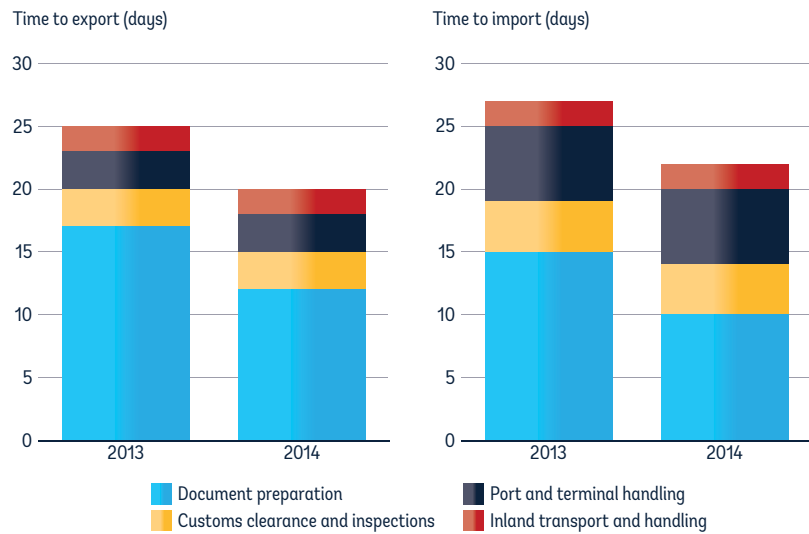
Eleven economies reduced profit tax rates, the second most common feature of tax reforms in 2013/14. These include 4 high-income economies (Portugal, Spain, St. Kitts and Nevis, and the United Kingdom), 3 upper-middle-income economies (Colombia, the Seychelles and Tunisia) and 4 lower-middle-income economies (the Republic of Congo, Guatemala, Swaziland and Vietnam). Reductions in profit tax rates are often combined with efforts to widen the tax base by removing exemptions and with increases in the rates of other taxes, such as value added tax.

### Facilitating trade

Myanmar made the biggest improvement in the ease of trading across borders in 2013/14 (figure 4.5). Its Ministry of Commerce abolished the export license requirement for 166 types of goods and the import license requirement for 152—reducing the time, cost and number of documents required to export and import general cargo products. As measured by *Doing Business*, exporting now takes 20% less time than before, and importing 19% less time.

Tanzania invested in port infrastructure. New cranes, a conveyor belt and anchorage tankers at the port of Dar es Salaam helped reduce berthing and unloading time as well as congestion. The reduction in the time required for port and terminal handling activities benefits not only traders in Tanzania but also those in the landlocked economies of Burundi and Rwanda that use the port.

**FIGURE 4.5 Myanmar reduced the time to export and import by abolishing license requirements for many types of goods**



Source: *Doing Business* database.

Eighteen other economies also implemented reforms making it easier to trade across borders in 2013/14. Introducing or improving electronic submission and processing of documents was the most common feature of these reforms. Eight economies—Bangladesh, Croatia, Ecuador, Pakistan, Palau, St. Lucia, Uganda and Uzbekistan—reduced the time to export and import by implementing computerized systems that allow web-based submission of documents. Croatia switched to an electronic customs system as part of reforms in preparation for accession to the European Union.

Improving customs administration remained an important item on reform agendas. Benin, Côte d'Ivoire, the Dominican Republic, Morocco, Myanmar, St. Lucia and Uzbekistan all did so by reducing the number of documents required by customs or streamlining the process to obtain and submit certain documents.

Five economies—Algeria, Ghana, Jordan, Kazakhstan and Tanzania—strengthened transport or port

infrastructure. Kazakhstan opened a new border station and railway link that reduced congestion at the border with China. Poland improved port procedures by launching a new terminal operating system at the port of Gdansk. And Uruguay implemented a risk-based inspection system that reduced customs clearance time.

### HIGHLIGHTS OF REFORMS STRENGTHENING LEGAL INSTITUTIONS

Among reforms to strengthen legal institutions in 2013/14, the largest numbers were recorded in the areas of getting credit and protecting minority investors (with 30 in each area), and the smallest in the area of resolving insolvency. Economies in Europe and Central Asia implemented the most reforms aimed at strengthening legal institutions, followed by economies in Sub-Saharan Africa.

#### Strengthening legal rights of borrowers and lenders

In 2013/14, 9 economies improved access to credit by strengthening the legal

rights of borrowers and lenders—either by reforming secured transactions legislation or by enhancing secured creditors’ rights in bankruptcy proceedings (see table 4A.1 at the end of the chapter). Colombia, Hungary and Jamaica all implemented a functional approach to secured transactions. The Czech Republic and the Lao People’s Democratic Republic both created a modern, notice-based collateral registry. Hungary and Panama expanded the range of movable assets that can be used as collateral. Mexico, Rwanda, and Trinidad and Tobago strengthened the rights of secured creditors during reorganization proceedings.

Globally, Colombia strengthened the legal rights of borrowers and lenders the most, by implementing a new legal framework for secured transactions (table 4.2). The country launched a collateral registry with modern features in May 2014, following approval of a new law on movable property guarantees. The new law permits all types of movable assets, present or future, to be used as collateral to secure a loan. The law also regulates legal instruments that are the functional equivalents of traditional security interests, such as assignments of receivables and sales with retention of title. In addition, it provides priority rules for creditors’ claims within bankruptcy and establishes the rights of secured creditors during reorganization proceedings. Finally, the law allows out-of-court enforcement of collateral.

Jamaica also made noteworthy improvements in the area of legal rights in the past year. It adopted a new law on secured transactions that broadens the range of assets that can be used as collateral, allows a general description of assets granted as collateral and establishes a modern, unified, notice-based collateral registry. Panama implemented similar changes and also introduced the possibility of out-of-court enforcement of collateral.

The Czech Republic, through an amendment to its civil code, made it possible to register receivables at the pledge registry. It also introduced the possibility for the parties to a security agreement to agree to out-of-court enforcement of the collateral. The government of Lao PDR established a centralized, online, notice-based registry where financial institutions can register any security interest held over movable property—including functional equivalents to more traditional security interests, such as financial lease agreements, assignments of receivables, fiduciary transfers of title and sales with retention of title.

**Improving credit information systems**

Jamaica made the biggest improvement in credit reporting in 2013/14. Two new credit bureaus, Creditinfo Jamaica and CRIF-NM Credit Assure Limited, having received business licenses in 2012, began operations in 2013. Twenty-one other economies also improved credit reporting, with the largest number of them in Sub-Saharan Africa.

The Democratic Republic of Congo and Tanzania both established new credit reporting agencies. The Democratic Republic of Congo’s central bank established an electronic system allowing the exchange of credit information between its credit registry and banks and financial institutions. Tanzania’s central bank issued an operating license to the country’s first credit bureau, Creditinfo Tanzania, in June 2013, and to its second one, Dun & Bradstreet Credit Bureau Tanzania, in September 2013. Creditinfo Tanzania began responding to inquiries from data users 2 months after receiving its license. Vietnam’s first credit bureau, Vietnam Credit Information, started serving data users in January 2014 along with the existing credit registry managed by the country’s central bank.

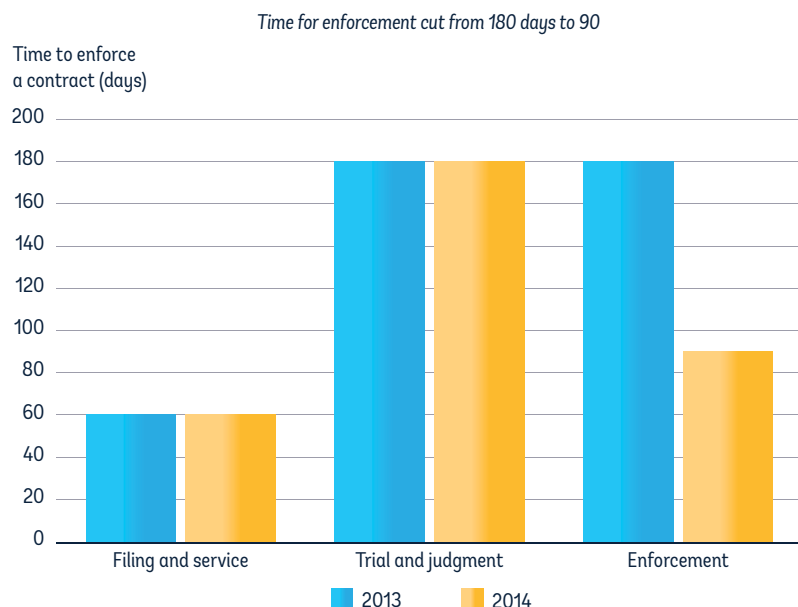
**TABLE 4.2 A comparison of Colombia’s previous and new legal frameworks for secured transactions**

Previous legal framework	New legal framework
<i>Is there a functional secured transactions system?</i>	
No.	Yes.
<i>Is the collateral registry unified or centralized geographically for the entire economy?</i>	
No.	Yes.
<i>Is the collateral registry notice-based?</i>	
No.	Yes.
<i>Does the collateral registry have a modern online system (such as for registrations and amendments)?</i>	
No.	Yes.
<i>Can secured creditors apply for relief from an automatic stay during reorganization proceedings?</i>	
No.	Yes, the new law establishes clear grounds for relief.
<i>Do secured creditors’ claims have priority inside bankruptcy?</i>	
No clear priority rules for secured creditors.	Yes, the new law gives priority to secured creditors’ claims.
<i>Can security rights in a single category of assets be described in general terms?</i>	
No, detailed description of the assets required by law.	Yes, the new law allows a general description.
<i>Can parties agree to enforce security rights out of court?</i>	
No, out-of-court enforcement not permissible by law.	Yes, the new law allows out-of-court enforcement of collateral.

Source: Doing Business database.

Five Sub-Saharan African economies—Cabo Verde, Cameroon, Côte d’Ivoire, Kenya and Senegal—strengthened their regulatory frameworks for credit reporting. Cameroon’s government passed legislation establishing an integrated database that records negative payment information on bank accounts, checks and cards as well as credit information on firms and micro-finance institutions. Kenya issued new regulations allowing the exchange of positive credit information and establishing guidelines for data retention.

**FIGURE 4.6** Kosovo cut the time for enforcing judgments in half by introducing a private bailiff service



Source: Doing Business database.

Among OECD high-income economies, Ireland and the Slovak Republic improved their regulatory frameworks for credit reporting. Ireland created a regulatory framework for the establishment and operation of a central credit register that will be managed by the country's central bank. The Slovak Republic adopted a new regulation to protect the rights of individuals in the processing of their personal data. And New Zealand, under its Credit Reporting Privacy Code, introduced more comprehensive credit reporting. In addition to negative credit information, credit bureaus now collect and report positive credit information on individuals and firms from banks, financial institutions and telephone companies.

### Strengthening minority investor protections

The United Arab Emirates strengthened minority investor protections the most in 2013/14, through a new ministerial resolution on corporate governance rules and corporate discipline standards. The resolution establishes

requirements for related-party transactions to be approved by a general meeting of shareholders, to undergo prior review by a specialized external firm and to be disclosed in detail to the Securities and Commodities Authority. The resolution also establishes director liability for any damage resulting from prejudicial related-party transactions and enables courts to cancel such transactions on grounds of unfairness. Finally, it permits shareholders representing 5% or more of the shares of a company involved in a related-party transaction to access documents relating to the transaction.

The most far-reaching change in minority investor protections, however, took place in January 2014, when the OHADA (Organization for the Harmonization of Business Law in Africa) Revised Uniform Act on Commercial Companies and Economic Interest Groups simultaneously updated the regulatory frameworks of 17 member economies in Sub-Saharan Africa. The revised act addresses multiple aspects of corporate

law. Among other things, it increases the requirements for directors to disclose their conflicts of interest and grants shareholders the right to access and obtain copies of all documents pertaining to related-party transactions.

One OHADA member, Senegal, made further improvements by amending its code of civil procedure—and with these changes became the economy that most strengthened minority investor protections in Sub-Saharan Africa in 2013/14. Notably, the amendments grant litigants increased rights to obtain evidence relevant to their claims from the opposing parties. Elsewhere in the region, The Gambia adopted a new Companies Bill, clarifying the duties of directors and offering new venues and remedies for minority shareholders harmed by abusive conduct by company insiders.

### Making it easier to enforce contracts

Doing Business recorded 15 reforms making it easier to enforce contracts in 2013/14. Kosovo made the biggest improvement—by introducing a private bailiff system (figure 4.6). The effort began in 2010, when the local judiciary was short of resources and facing a heavy backlog. Less than 4% of civil enforcement cases on court dockets were completed in 2009, and for many courts the share was less than 1%. The Kosovo Judicial Council, with the assistance of the U.S. Agency for International Development, analyzed the legal framework and identified the main causes of delay. This mapping exercise showed that the lack of penalties for filing groundless appeals, the impossibility of seizing most kinds of assets and the inadequacy of the regulatory framework for enforcement officers contributed substantially to the growing backlog. A 3-year work plan was undertaken to provide more suitable ways to deal with business disputes. In 2013 Kosovo finished privatizing its judicial enforcement process and

created private bailiff services, expedient execution procedures and penalties for noncompliant debtors.

Globally, one of the most common features of reforms in contract enforcement in the past year was the introduction of electronic filing. Greece, Kazakhstan, Lithuania, Mauritius and Turkey all made their courts more efficient by implementing electronic filing platforms. These enable litigants to file initial complaints electronically—increasing transparency, expediting the filing and the service of process, limiting opportunities for corruption and preventing the loss, destruction or concealment of court records. In Singapore the judiciary launched an electronic litigation system designed to streamline the litigation process and improve access to justice. The system allows litigants to file their cases online—and it enables courts to keep litigants and lawyers informed about their cases through e-mail, text messages and text alerts; to manage hearing dates; and even to hold certain hearings through videoconference.

The Bahamas, Portugal and Uruguay adopted a new code of civil procedure or amended procedural rules applicable to commercial cases, mainly to reduce case backlog, simplify and expedite court proceedings and limit obstructive techniques. In 2013 Uruguay passed a law setting tight deadlines that parties to a commercial case must comply with throughout the entire court proceedings. Three economies—the Czech Republic, Ireland and South Africa—reorganized their court systems by amending the rules on the size of monetary claims that can be filed with courts at different levels, thus redistributing the workload among courts and reducing backlog.

Creating specialized commercial courts or divisions has been a common feature of reforms in contract enforcement over the years. Two economies undertook

such changes in 2013/14. Benin established a commercial chamber within its court of first instance and assigned 6 judges to solely hear commercial cases. The Seychelles established a specialized commercial court and assigned a permanent local judge to resolve only commercial disputes.

### Increasing efficiency in resolving insolvency

*Doing Business* recorded 10 reforms making it easier to resolve insolvency in 2013/14, most of them in OECD high-income and Sub-Saharan African economies. Among the most common features of these reforms were promoting reorganization and improving the likelihood of successful outcomes in insolvency proceedings. Mozambique, the Seychelles, and Trinidad and Tobago introduced a court-supervised reorganization procedure. Switzerland allowed cancellation of long-term contracts that could jeopardize the debtor's rehabilitation. Slovenia established a simplified reorganization procedure for small companies and a preventive restructuring procedure for medium-size and large ones. Slovenia also made it easier for creditors to initiate reorganization proceedings and propose a reorganization plan, introduced provisions on debt-equity swaps and allowed new equity holders to take over management of the debtor to ensure continuation of the business.

Mozambique improved the ease of resolving insolvency the most in the past year (table 4.3). A new legal framework for insolvency adopted in 2013 introduced a reorganization procedure for commercial entities, granted creditors better access to information during insolvency proceedings and provided for more active participation by creditors in the proceedings.

Other insolvency reforms recorded in 2013/14 focused on streamlining and shortening time frames for proceedings.

**TABLE 4.3** A comparison of Mozambique's previous and new legal frameworks for insolvency

Previous legal framework	New legal framework
<b>Can a debtor initiate reorganization proceedings?</b>	
No.	Yes.
<b>Do creditors vote on the reorganization plan?</b>	
No reorganization available.	Yes, all creditors vote.
<b>Do creditors vote on the reorganization plan in classes?</b>	
No reorganization available.	Creditors are divided into classes, creditors within each class are treated equally, and the plan is approved by a simple majority of creditors in each class.
<b>Can creditors request information about insolvency proceedings?</b>	
No specific provisions.	The insolvency administrator has the duty to provide any creditor with information requested by the creditor.
<b>Can creditors object to decisions that affect their rights?</b>	
No specific provisions.	A creditor has the right to object to decisions to accept or reject claims of other creditors.

Source: *Doing Business* database.

The former Yugoslav Republic of Macedonia tightened time frames for several stages of insolvency proceedings and established a framework for electronic auctions of debtors' assets. Mexico shortened the time extensions allowed during reorganization proceedings and made it easier to submit documents electronically. Several other economies reformed their insolvency laws to strengthen the rights of creditors. For example, Kazakhstan established provisions for direct participation of all creditors through creditors' meetings.

Another common feature of insolvency reforms in the past year was to improve regulations on the profession of insolvency administrators. Trinidad and

Tobago created a public office responsible for the general administration of insolvency proceedings and clarified rules on the appointment and duties of trustees. And Uganda established explicit rules on the enforcement of the duties of liquidators during liquidation proceedings.

### Addressing labor market regulation

In 2013/14 *Doing Business* recorded 9 reforms relating to labor market regulation. The economies implementing reforms included Portugal, which has made the most reforms aimed at improving the labor market environment in recent years. In 2013 Portugal revised the rules on fixed-term contracts executed under the labor code that reach their maximum duration before November 8, 2015; under the new rules these contracts can be renewed 2 more times, with an additional maximum duration of 12 months, though the renewed contracts need to end by December 31, 2016. In previous years Portugal reduced the wage premium required for work on weekly holidays and also made redundancy easier by eliminating the need to follow a specific order in dismissals when eliminating a worker's position. Portugal's continual reforms in labor market regulation are in part a response to the economic downturn that followed the global financial crisis. And Portugal is one of several Southern European economies that reformed business regulation in areas beyond labor market regulation in 2013/14 (box 4.2).

Other economies implementing reforms in labor market regulation in 2013/14 focused on different areas. Cabo Verde introduced a minimum wage. Finland made the redundancy process more flexible by eliminating the requirement to notify a third party before dismissing 1 redundant worker or a group of 9 redundant workers. Croatia lifted the 3-year limit on the duration of first-time fixed-term contracts,

#### BOX 4.2 Southern European economies continue a steady pace of regulatory reform

Greece, Italy, Portugal and Spain—all among the economies most adversely affected by the global financial crisis—have maintained a steady pace of regulatory reform. As *Doing Business 2013* reported, the pace picked up in the aftermath of the crisis, and this year's report shows that the trend has continued. In 2013/14 Greece reformed in 3 areas of business regulation measured by *Doing Business*, and Spain in 4.

Greece made starting a business easier by lowering the cost of registration. It made transferring property easier by reducing the property transfer tax and eliminating the requirement for a municipal tax clearance certificate. And it made enforcing contracts easier by introducing an electronic filing system for court users.

Italy and Spain also made starting a business easier. Italy reduced the minimum capital requirement, while Spain simplified business registration by introducing an electronic system that links several public agencies. Portugal lowered its corporate income tax rate and introduced a reduced corporate tax rate for a portion of the taxable profits of qualifying small and medium-size enterprises. Spain reduced its statutory corporate income tax rate.

Portugal made enforcing contracts easier by adopting a new code of civil procedure designed to reduce court backlog, streamline court procedures, enhance the role of judges and speed up the resolution of standard civil and commercial disputes. Spain made resolving insolvency easier by introducing new rules for out-of-court restructuring as well as provisions applicable to prepackaged reorganizations.

These economies, by actively reducing the complexity and cost of regulatory processes and strengthening legal institutions, are narrowing the gap with the regulatory frontier at a faster pace than the rest of the European Union.

while Mauritius reduced the maximum duration of fixed-term contracts to 24 months and Georgia reduced it to 30 months.

#### NOTES

1. Klapper and Love 2011.
2. Bruhn 2011.
3. Branstetter and others 2013.
4. Bripi 2013.
5. Portugal-Perež and Wilson 2012.
6. Kraay and Tawara 2013.
7. The 6 mandatory labor contributions measured by *Doing Business* are those for social security, health insurance, unemployment, an accident risk fund, a guarantee fund and medical leave.

**TABLE 4A.1 Who reduced regulatory complexity and cost or strengthened legal institutions in 2013/14—and what did they do?**

Feature	Economies	Some highlights
<b>Making it easier to start a business</b>		
Simplified preregistration and registration formalities (publication, notarization, inspection, other requirements)	Albania; Bulgaria; The Gambia; Guatemala; India; Islamic Republic of Iran; Jamaica; Malawi; Malta; Mauritius; Nicaragua; Norway; Slovak Republic; Spain; Swaziland; United Kingdom	Guatemala's official gazette reduced the time to publish a notice of incorporation by modifying internal processes. The Islamic Republic of Iran combined name reservation with company registration at a single window.
Abolished or reduced minimum capital requirement	Austria; Benin; China; Côte d'Ivoire; Czech Republic; Denmark; Italy; Moldova; São Tomé and Príncipe; Senegal; Togo	China and Côte d'Ivoire both abolished the minimum capital requirement. In doing so, China also eliminated the need to open a preliminary bank account, deposit the capital and obtain a certificate of deposit.
Cut or simplified postregistration procedures (tax registration, social security registration, licensing)	Armenia; Greece; Jamaica; Lithuania; Mauritania; Russian Federation; United States	Lithuania abolished the requirement for a company seal, no longer used in practice. Mauritania eliminated the requirement to publish company statutes in the official gazette.
Introduced or improved online procedures	Azerbaijan; Croatia; Iceland; Indonesia; FYR Macedonia; Switzerland; Trinidad and Tobago	Trinidad and Tobago introduced an online platform for business registration, reducing registration time from 38 days to 14.5. The former Yugoslav Republic of Macedonia introduced a free online company registration system.
Created or improved one-stop shop	Democratic Republic of Congo; France; Suriname; Tajikistan; Timor-Leste	Timor-Leste created a one-stop shop—making it possible to reserve a company name, file the company statutes, apply for and obtain the final registration number and publish the statutes all at one agency.
<b>Making it easier to deal with construction permits</b>		
Reduced time for processing permit applications	Albania; Croatia; Djibouti; Ghana; Lithuania; Madagascar; Senegal; Thailand	Lithuania tightened the time limit for issuing special architectural requirements, cutting the time to obtain a building permit from 42 days to 21. Madagascar completed the computerization of its one-stop shop, reducing the time to obtain a building permit from 90 days to 45.
Streamlined procedures	Albania; Brunei Darussalam; Djibouti; Ghana; Madagascar; Mali; Rwanda	Djibouti streamlined the review of building permits by adopting a 3-step process. Ghana made it mandatory to submit all required clearances when applying for a building permit.
Adopted new building regulations	Albania; Croatia; Lithuania; Montenegro; Nepal	Albania adopted a new law on territory planning, consolidating the land permit and construction permit into a single construction development permit. Croatia's adoption of the Building Act and a new Physical Planning Act made it possible to obtain a building permit before paying contribution fees for utilities.
Improved building inspection process	Kosovo; Nepal; Puerto Rico (U.S.)	Kosovo introduced a new inspection scheme and made the final inspection process easier by breaking the approval process into several phases. Puerto Rico (territory of the United States) introduced the option of hiring an authorized professional and authorized inspector to carry out the fire safety recommendations and issue the fire prevention and environmental health certificates.
Reduced fees	Croatia; Rwanda; Tajikistan	Rwanda eliminated the fee to obtain a freehold title. Tajikistan reduced the fee for obtaining an architectural planning assignment.
Improved or introduced electronic platforms or online services	Nepal	Nepal launched an online system for obtaining building permits.
<b>Making it easier to get electricity</b>		
Improved regulation of connection processes and costs	India; Jamaica; Poland; Rwanda; Sierra Leone; Taiwan, China	In Poland the electricity utility made obtaining a new connection less costly by revising its fee structure. In Rwanda the electricity utility eliminated all its fees for a new connection.
Improved process efficiency	Democratic Republic of Congo; Costa Rica; Malawi; Solomon Islands	The electricity utility in Malawi engaged private subcontractors to carry out external connection works, reducing the time required to complete the works by 50 days.
Streamlined approval process	Indonesia; Islamic Republic of Iran	Indonesia eliminated a redundant internal wiring inspection by dropping the requirement for a certificate guaranteeing that the internal installation meets the standards.
<b>Making it easier to register property</b>		
Reduced taxes or fees	Bahrain; Côte d'Ivoire; Greece; San Marino; Spain; Togo	Greece reduced the property transfer tax from 10% of the property value to 3%. Spain reduced the property registration tax to 6% of the property value.
Combined or eliminated procedures	Colombia; Greece; Mozambique; Russian Federation; Senegal	Colombia eliminated the need for a provisional registration. The Russian Federation eliminated the requirement for notarization of certain documents.
Computerized procedures	Albania; Côte d'Ivoire; Ireland; Sweden; Vanuatu	Ireland enhanced its land registry's computerized system and implemented an online system for title registration. In Vanuatu property records have been scanned, and the land registry is now using a fully computerized system for land transactions.
Increased administrative efficiency	Guinea; Republic of Korea; United Arab Emirates	The District Registration Courts in the Republic of Korea increased efficiency by streamlining internal processes. The United Arab Emirates started licensing companies to act on behalf of the Dubai Land Department and use its system for property registration.

**TABLE 4A.1 Who reduced regulatory complexity and cost or strengthened legal institutions in 2013/14—and what did they do?**

Feature	Economies	Some highlights
<i>Making it easier to register property (continued)</i>		
Set effective time limits	Albania; Kazakhstan; Russian Federation	Albania established effective time limits for processing requests at the local offices for registration of immovable property. Kazakhstan introduced effective time limits for issuing technical passports and nonencumbrance certificates on immovable property.
Introduced online procedures	Azerbaijan; Poland	Azerbaijan introduced a system allowing notaries to obtain nonencumbrance certificates online. Poland provided legal status to land extracts obtained online.
Introduced fast-track procedures	Sierra Leone	Sierra Leone introduced a fast-track procedure for property registration.
<i>Making it easier to pay taxes</i>		
Introduced or enhanced electronic systems	Azerbaijan; Belarus; China; Costa Rica; Gabon; Guatemala; Moldova; Mongolia; Romania; Taiwan, China; Tajikistan; Ukraine; Zambia	Belarus introduced electronic filing and payment for the obligatory insurance fund in 2013.
Reduced profit tax rate by 2 percentage points or more	Colombia; Republic of Congo; Guatemala; Portugal; Seychelles; Spain; Swaziland; St. Kitts and Nevis; Tunisia; United Kingdom; Vietnam	Portugal reduced the corporate income tax rate from 25% to 23% for 2013.
Simplified tax compliance process	Belarus; Brunei Darussalam; China; Democratic Republic of Congo; Latvia; Seychelles	Latvia introduced a simplified value added tax return in January 2013.
Reduced labor taxes and mandatory contributions by 1 percentage point or more	China; Colombia; Indonesia; Togo	China reduced the social security contribution rate for firms in Shanghai from 37% to 35% for 2013.
Merged or eliminated taxes other than profit tax	Republic of Congo; Hungary; Senegal; Zambia	Hungary abolished the special tax that had been introduced in 2010.
Reduced number of tax filings or payments	Belarus; Cyprus; West Bank and Gaza	Cyprus reduced the number of provisional tax installments for corporate income tax from 3 to 2 in 2013.
<i>Making it easier to trade across borders</i>		
Introduced or improved electronic submission and processing	Bangladesh; Croatia; Ecuador; Pakistan; Palau; St. Lucia; Uganda; Uzbekistan	Ecuador upgraded to a new electronic data interchange system, reducing customs clearance time.
Improved customs administration	Benin; Côte d'Ivoire; Dominican Republic; Morocco; Myanmar; St. Lucia; Uzbekistan	St. Lucia reduced the number of export documents that must be submitted to customs by merging 2 forms.
Strengthened transport or port infrastructure	Algeria; Ghana; Jordan; Kazakhstan; Tanzania	Ghana invested in infrastructure at the port of Tema, which helped reduce the wait time for vessels outside the port.
Improved port procedures	Côte d'Ivoire; Poland	Poland launched a new terminal operating system at the port of Gdansk.
Introduced or improved risk-based inspections	Uruguay	Uruguay implemented a risk-based inspection system that reduced customs clearance time.
<i>Strengthening legal rights of borrowers and lenders</i>		
Created a unified registry for movable property	Colombia; Hungary; Jamaica; Lao PDR	The Lao People's Democratic Republic established a registry in the Ministry of Finance for security interests in movable property. The registry began operating in November 2013.
Introduced a functional, integrated and comprehensive secured transactions regime	Colombia; Hungary; Jamaica	Colombia approved a new law establishing a modern legal framework for secured transactions. The law allows all types of movable assets, present or future, to be used as collateral to secure a loan. It also regulates functional equivalents to loans secured with movable property, such as assignments of receivables and sales with retention of title.
Strengthened rights of secured creditors during reorganization procedures	Mexico; Rwanda; Trinidad and Tobago	In Mexico amendments to the insolvency proceedings law established new grounds for relief from a stay of enforcement actions by secured creditors during a reorganization procedure.
Allowed out-of-court enforcement	Czech Republic; Panama	The Czech Republic adopted new legislation making it possible to execute a security in any way established by the parties to a security agreement.
Expanded range of movable assets that can be used as collateral	Hungary; Panama	Panama introduced a new law governing chattel mortgages that expands the range of movable assets that can be used as collateral to secure a loan.
<i>Improving the sharing of credit information</i>		
Expanded scope of information collected and reported by credit bureau or registry	Bahrain; Cyprus; Mauritania; New Zealand; Sierra Leone; Taiwan, China; United Arab Emirates; Zambia	New Zealand implemented comprehensive credit reporting and began distributing both positive and negative information in credit reports.
Improved regulatory framework for credit reporting	Cabo Verde; Cameroon; Côte d'Ivoire; Dominican Republic; Ireland; Kenya; Senegal; Slovak Republic	Ireland adopted a new credit reporting act providing for the establishment of a central credit register to be managed by the central bank.
Established a credit bureau or registry	Democratic Republic of Congo; Jamaica; Tanzania; Vietnam	In Jamaica 2 new credit bureaus, licensed in 2012, started serving banks and other financial institutions in 2013.
Introduced bureau or registry credit scores as a value added service	Nicaragua; Tajikistan	In Nicaragua in June 2013 the credit bureau TransUnion Nicaragua started offering the service of credit scoring based on its data.



**TABLE 4A.1 Who reduced regulatory complexity and cost or strengthened legal institutions in 2013/14—and what did they do?**

Feature	Economies	Some highlights
<b>Strengthening minority investor protections</b>		
Increased disclosure requirements for related-party transactions	Benin; Burkina Faso; Cameroon; Central African Republic; Chad; Comoros; Democratic Republic of Congo; Republic of Congo; Côte d'Ivoire; Ecuador; Arab Republic of Egypt; Equatorial Guinea; Gabon; Guinea; Guinea-Bissau; Hong Kong SAR, China; India; Lao PDR; FYR Macedonia; Mali; Mongolia; Niger; Senegal; Togo; United Arab Emirates; Uzbekistan	Uzbekistan adopted a new law on joint stock companies and protection of shareholder rights that establishes higher standards for disclosure of related-party transactions by interested directors and requires companies to include information on such transactions in their annual reports.
Enhanced access to information in shareholder actions	Benin; Burkina Faso; Cameroon; Central African Republic; Chad; Comoros; Democratic Republic of Congo; Republic of Congo; Côte d'Ivoire; Equatorial Guinea; Gabon; Guinea; Guinea-Bissau; Mali; Niger; Senegal; Togo; United Arab Emirates	Senegal's code of civil procedure, amended in August 2013, now permits judges to grant requests from parties to a civil case to compel evidence from the other party, as long as they are relevant to the subject matter of the claim.
Expanded shareholders' role in company management	Dominican Republic; India; Republic of Korea; Switzerland	Switzerland issued a federal ordinance against abusive remuneration in publicly listed joint stock companies. The ordinance introduced multiple safeguards, including establishing compensation committees and increasing the transparency of directors' compensation schemes.
Increased director liability	The Gambia; India; United Arab Emirates	India's new companies act came into effect in 2014, bringing a host of enhancements, notably on the prevention of abuse by corporate insiders and company mismanagement.
<b>Making it easier to enforce contracts</b>		
Increased procedural efficiency at main trial court	The Bahamas; Czech Republic; Ireland; Portugal; South Africa; Uruguay	The Bahamas and Portugal introduced new rules of civil procedure to streamline and expedite court proceedings and ensure less costly resolution of disputes. The Czech Republic, Ireland and South Africa amended the monetary thresholds for courts at different levels to reduce backlog.
Introduced electronic filing	Greece; Kazakhstan; Lithuania; Mauritius; Turkey	Greece, Kazakhstan, Lithuania, Mauritius and Turkey all introduced an electronic filing system for commercial cases, allowing attorneys to submit the initial summons online.
Introduced or expanded specialized commercial court	Benin; Seychelles	Benin established a commercial chamber within its court of first instance and assigned 6 judges to solely hear commercial cases. The Seychelles established a specialized commercial court and assigned a permanent local judge to resolve only commercial disputes.
Expanded court automation	Singapore	Singapore launched a new electronic litigation system that streamlines litigation proceedings.
Made enforcement of judgment more efficient	Kosovo	Kosovo introduced private bailiffs and strengthened its enforcement process by establishing penalties for noncompliant debtors.
<b>Making it easier to resolve insolvency</b>		
Introduced a new restructuring procedure	Mozambique; Seychelles; Slovenia; Trinidad and Tobago; Uganda	Uganda established a reorganization procedure for insolvent but viable companies.
Strengthened creditors' rights	Kazakhstan; Mexico; Mozambique; Switzerland; Uganda	Kazakhstan expanded the rights of creditors in insolvency, making it possible for them to remove the debtor from management, nominate an insolvency representative and approve a plan for the sale of assets in case of liquidation.
Improved the likelihood of successful reorganization	Mexico; Seychelles; Slovenia; Switzerland	Mexico introduced provisions allowing debtors to apply for post-commencement financing, establishing priority rules for post-commencement financing and permitting debtors facing imminent insolvency to apply for reorganization proceedings.
Established framework for out-of-court restructuring	FYR Macedonia; Slovenia; Spain	Spain established a framework for a prebankruptcy, out-of-court payment agreement.
Regulated the profession of insolvency administrators	Mozambique; Trinidad and Tobago; Uganda	Trinidad and Tobago created a public office responsible for the general administration of insolvency proceedings and clarified rules on the appointment and duties of trustees.
Streamlined and shortened time frames for insolvency proceedings	Kazakhstan; FYR Macedonia; Mexico	FYR Macedonia tightened time frames for several stages of insolvency proceedings, including inventory and assessment of the debtor's property, submission of creditors' claims and the hearing to examine claims.
Improved provisions applicable to voidable transactions	Seychelles; Uganda	The Seychelles introduced provisions allowing the avoidance of undervalued transactions or transactions made as a gift, if entered into within 2 years before the commencement of liquidation proceedings.
<b>Changing labor market regulation</b>		
Altered hiring rules	Cabo Verde; Croatia; Georgia; Italy; Mauritius; Portugal	Cabo Verde introduced a minimum wage. Croatia lifted the 3-year limit on the duration of first-time fixed-term contracts.
Changed redundancy cost and procedures	Belgium; Croatia; Finland; France; Georgia; Portugal	Finland eliminated the requirement to notify a third party before dismissing 1 or a group of 9 redundant employees.

Note: Reforms affecting the labor market regulation indicators are included here but do not affect the ranking on the ease of doing business.

Source: Doing Business database.



# Starting a business

## The growing efficiency of company registries

**E**ntrepreneurs should have the opportunity to turn their ideas into a business. Often a first step is to formally register a company. Yet in many countries the bureaucratic obstacles and high costs imposed by inefficient company registries deter people with good business ideas from embarking on the path of formal entrepreneurship.

Formal registration has substantial benefits for businesses and for the economy as a whole. Registered companies can benefit from legal and financial services provided by courts and commercial banks, services not available to unregistered businesses. Their employees benefit from social security protections. And the economy benefits from positive spillovers: where formal entrepreneurship is higher, job creation and economic growth also tend to be higher.<sup>1</sup> Moreover, as more businesses formalize, the tax base expands, enabling the government to spend on productivity-enhancing areas and pursue other social and economic policy objectives.

As the first interface between the regulator and a potential new entrepreneur, company registries hold the key to the formal economy, providing businesses with a legal identity and empowering them to participate fully and within the framework of the law. Thus the relative ease or difficulty of start-up can have important economic consequences. Evidence suggests that regulatory reforms making it easier to start a formal business are associated with increases

in the number of newly registered firms and with higher levels of employment and productivity. Conversely, excessively cumbersome regulation of start-up is associated with higher levels of corruption and informality.<sup>2</sup>

### WHAT IS AN EFFICIENT REGISTRY?

Institutional efficiency at company registries is thus a critical element of a healthy economy.<sup>3</sup> What makes an efficient registry? Answering that question first requires understanding what registries do.

A company registry records and updates information on new and existing companies in its jurisdiction and enables registered entities to comply with their obligations under the current regulatory framework, including those related to the company laws.<sup>4</sup> In doing so, the registry incorporates legal entities, providing them with a unique identification, and deregisters insolvent firms. Other services provided by a registry commonly include conducting company name searches, reserving company names and processing applications for business licenses.

These functions enable the government to measure tax compliance or avoidance in the formal sector and to derive other business statistics by economic sector or by company size or ownership type. They also enable the government to determine which

- Company registries empower businesses to operate in the formal economy—and to reap the benefits that come with formalization.
- Online platforms for company incorporation make the process faster and cheaper.
- Electronic registration and online services substantially reduce the opportunities for bribery and other forms of corruption.
- Rwanda has made promoting private sector development a top priority on its reform agenda—and making it easier to register a business is part of that.
- Chile's new online business registry experienced rapid take-up, accounting for nearly half of new registrations of limited liability companies in just 7 weeks.
- The United Kingdom's corporate registry actively promotes the use of electronic services and data transparency.

entities are eligible to participate in public tenders and bids (generally only formally registered companies). In addition, they promote consumer protection, as business licensing often represents a quality check to ensure that business activities in certain “high-risk” industries—such as food preparation and pharmaceuticals—meet the required health, safety and environmental standards.<sup>5</sup>

In evaluating a registry’s efficiency in providing daily services, several elements are often considered to be key: a comprehensive electronic database, a one-stop shop and an online platform for business registration. An effective electronic database maintains up-to-date information and documents on both newly registered and existing companies and makes this information easily accessible, whether online or on-site at the registry’s office. Historically, records were kept in a paper-based format. But the growing trend of computerization among company registries has enabled the electronic storage and maintenance of records. This not only helps reduce errors in inputting and updating business information but also speeds up searches. In addition, electronic record keeping makes it easier to extract statistics.

One-stop shops for business registration have become increasingly common. Globally, 100 economies have already launched one. And these 100 one-stop shops are quite widely distributed, with 64 of them located in low- or middle-income economies. A one-stop shop provides a single service point for completing several business registration processes. It might consist of several windows or offices occupied by representatives from different government agencies that entrepreneurs need to visit sequentially. Some one-stop shops are even “one-window shops”—providing a single point of interaction between an entrepreneur and all the government agencies involved

in business registration. In these one-stop shops an entrepreneur can submit all the necessary documents at one window, and the documents are then distributed to the appropriate agencies for processing and approval.

## A GLOBAL TREND OF GOING ELECTRONIC

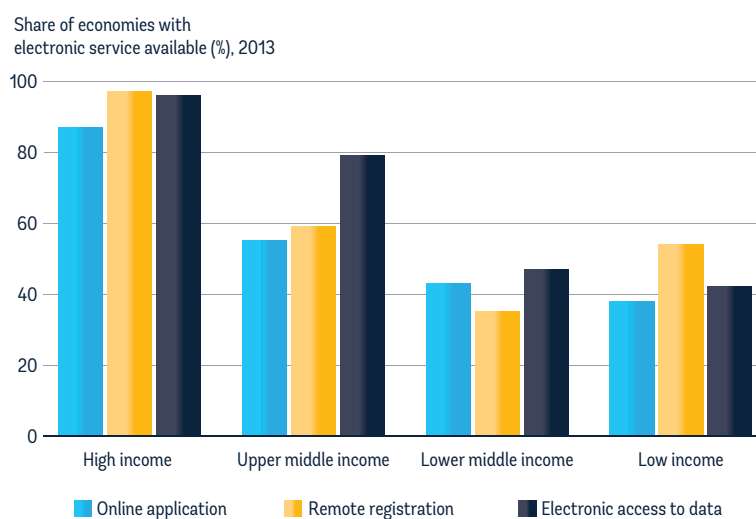
Putting processes online takes efficiency one step further. *Doing Business* data show that among the 189 economies covered, 144 have introduced online platforms for business incorporation. These enable entrepreneurs to file incorporation documents electronically and sometimes even to complete the entire business registration process online.

Company registries in 95 economies around the world reported extensive use of online services in the World Bank Group Entrepreneurship Survey in 2013. Among those in the sample, 60% offer an online application to register a business, and 58% allow entrepreneurs to register a business remotely. The

most common online features offered include online company name search, electronic submission of documents and applications, online filing of annual accounts and the exchange of data between different agencies. In New Zealand and Singapore, for example, entrepreneurs can complete the entire business registration process online. Thanks to the interconnectivity between different agencies’ systems, they can register their business with tax and social security authorities at the same time as they complete the incorporation process.

Some economies, especially low- and middle-income ones, start the digitization process by putting just some features online—such as conducting a company name search, filling out and submitting registration forms and obtaining an electronic identification number. In Costa Rica, Ecuador, Trinidad and Tobago, and Zambia entrepreneurs can check the uniqueness and availability of company names online. In Kenya business registration reforms made it possible to complete the value added tax registration online.

**FIGURE 5.1** Company registries in high-income economies offer more electronic services



Source: World Bank Group, Entrepreneurship Database.

To implement an effective online registration system, all paper-based registration records need to be digitized in a single database—and online name search, electronic document filing and online fee payment functions enabled. Streamlining data exchange with other government agencies to automate such actions as enrollment in tax and social security systems can further reduce processing times. Effective security measures are needed to ensure data security. And reliable internet and electricity connections are critical to ensure that online platforms function properly.

The most technologically advanced registries are concentrated in OECD high-income economies and Europe and Central Asia. Company registries in high-income and upper-middle-income economies tend to offer a much broader array of online services than those in lower-income ones (figure 5.1). This pattern is not surprising, because developing and launching online services can be costly. Online platforms are usually designed by large international information technology consulting firms and can take months to implement. The cost can range from as low as \$20,000 to as high as several million dollars, depending on the features included.<sup>6</sup> In Nepal the Ministry of Finance allocated 32.20 million Nepalese rupees (about \$447,000) over 3 years to modernize the country's registration office.<sup>7</sup> Once a system is in place, funds are needed to operate it. In Colombia the operating costs of the online national business registration database RUE, which is hosted on 9 different servers, amount to \$1 million a year.<sup>8</sup>

### WHAT ARE THE GAINS FROM GOING ELECTRONIC?

Using online services for business registration has several advantages. Online platforms make the process faster and more efficient by eliminating the need for entrepreneurs to travel to meet with

**FIGURE 5.2 Online registration makes starting a business faster and cheaper**



Note: The sample consists of 71 economies, with 20 having online registration. Data are for 2013. The relationship is significant at the 5% level after controlling for income per capita.

Source: *Doing Business* database; World Bank Group, Entrepreneurship Database.

government officials, wait in long lines and return if some information turns out to be missing or incorrect. Analysis of data from 71 economies shows that business registration for limited liability companies is significantly faster in those using online platforms (figure 5.2). And in most cases online registration is either substantially less expensive than paper-based processes or costs the entrepreneur nothing at all.

Using online registration services also greatly reduces the opportunities for corruption and bribery. Where entrepreneurs have no need to interact directly with public officials, they are less likely to use informal payments or to face deliberate delays aimed at encouraging bribes. Analysis shows strong positive relationships between international measures of transparency or governance quality—including rankings on the rule of law by the World Justice Project and rankings on voice and accountability, control of corruption and regulatory quality as measured by the Worldwide Governance Indicators—and the use of online systems for company

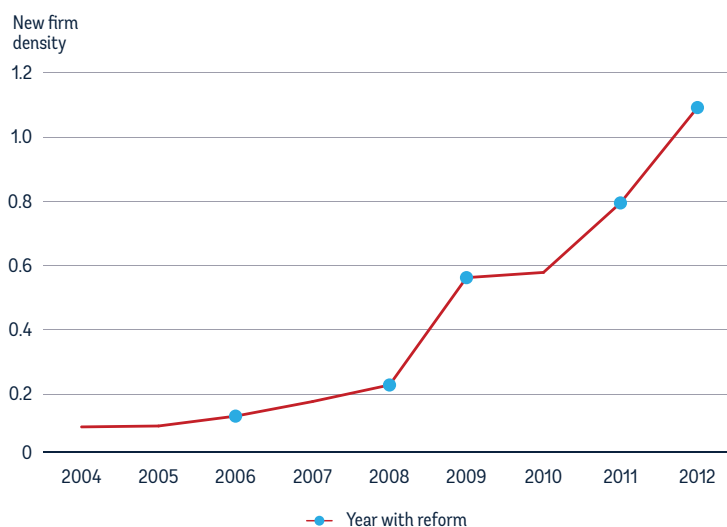
registration.<sup>9</sup> Economies whose company registry uses online registration, allowing entrepreneurs to set up new businesses remotely, tend to score high on such measures.

### THREE COUNTRY CASE STUDIES

Three country case studies—on Rwanda, Chile and the United Kingdom—provide good examples of how corporate registries have improved efficiency and service quality over time. The choice of these countries is based on geographic diversity, adoption of good practices, consistent pace of business registration reform and availability of data.

#### Rwanda—promoting a competitive business environment

The government of Rwanda has been working to improve the efficiency of business registration as part of broader business regulation reforms aimed at promoting private sector

**FIGURE 5.3** A surge in newly registered firms after start-up reforms in Rwanda

Note: New firm density is defined as the number of newly registered limited liability companies per 1,000 working-age people (ages 15–64).

Source: World Bank Group, Entrepreneurship Database.

development—a top priority on its reform agenda. The reforms are driven by the conviction that an efficient business climate can reduce poverty by fostering economic growth and job creation.<sup>10</sup>

As part of a series of reforms of the start-up process, in 2008 the government established the Office of the Registrar General to maintain an efficient business register and promote a competitive business environment. The new entity oversees the implementation of applicable commercial laws, such as the Companies Act,<sup>11</sup> and the registration and deregistration of businesses.<sup>12</sup> By May 2009 it had set up a one-stop shop, streamlining company name checking, payment of incorporation fees, and tax and company registration procedures.

As a result of these reforms company registrations surged (figure 5.3). In 2009 alone, 3,028 new limited liability companies were formed—almost equivalent to the total for the previous 5 years, when 3,374 new limited liability companies had been registered. Further simplification of the start-up process

followed as a new company law was enacted in 2009. This helped sustain the annual increase in the number of new limited liability companies, a number that reached 6,655 in 2012.<sup>13</sup>

Today Rwanda's Office of the Registrar General is focused on making its registration system completely paperless by promoting electronic registration services. Other priorities include ensuring accurate and timely delivery of information on its services and raising awareness of the importance of formalizing businesses. Consistent with good practices in ensuring transparency, the Office of the Registrar General makes official fee schedules for business services easily available to the general public at its premises as well as on its website.<sup>14</sup>

Rwanda has made important strides in improving its business environment over the past 10 years. Its business regulation reforms have resulted in cost savings for the private sector estimated at \$5 million, investments totaling \$45 million and about 15,000 jobs.<sup>15</sup> In 2006, before these reforms,

starting a limited liability company in Rwanda took 9 procedures, 18 days and 235.5% of income per capita in fees. Today it takes 8 procedures, 6.5 days and 52.3% of income per capita. Rwanda, a country facing a range of other development challenges, has shown that improvements in the regulatory environment—including the adoption of global good practices—are well within the reach of low-income economies.

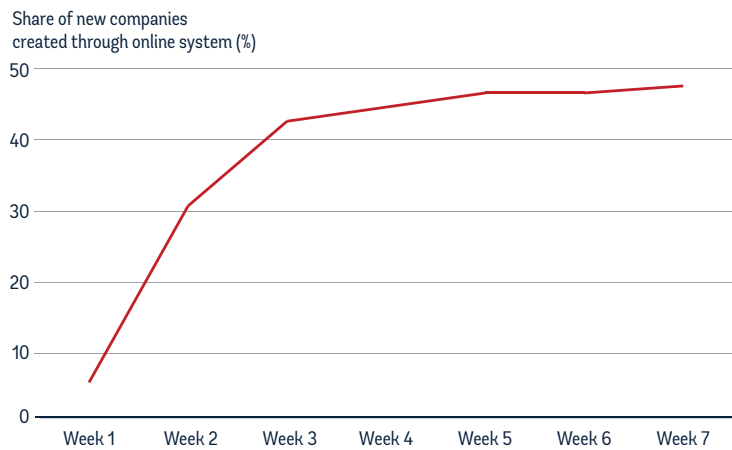
### Chile—creating a new online registry

In recent years the government of Chile has been trying to reduce the size of the country's informal sector and encourage entrepreneurs to formalize their businesses. In 2013, as part of these efforts, a new Chilean law made it possible for entrepreneurs to register limited liability companies through an electronic, unified company registry hosted by the Ministry of Economy and accessible from anywhere free of charge.<sup>16</sup> The new law was part of a strategy aimed at continuing to enhance the efficiency of public services through the use of the latest technologies, moving the country closer to e-government and fostering entrepreneurship and competitiveness. It was also motivated by the government's desire to make further strides in the fight against excessive bureaucracy and red tape, a widespread problem in Latin America.

Private sector associations supported the new law, but Chilean notaries initially opposed it, because it dispensed with the requirement for the business incorporation services they offered. For business owners, however, the new law represented an opportunity to save time and money and to get access to the growing amount of funding that the Chilean government was investing in business start-ups.

The electronic registration system—called “Your Company in One Day”—is

**FIGURE 5.4** Chile's online system was soon registering almost half of new limited liability companies



Note: Data cover the period May 2–June 16, 2013.

Source: Chile, Ministry of Economy, Register of Companies (Registro de Empresas y Sociedades).

not only a new process of incorporation but also a new company registry that runs alongside the existing paper-based one. It allows users to register a company online at no cost. All they need to do is to fill out an electronic form providing information about the company and its shareholders. The process takes only a few minutes and provides the certificate of existence instantaneously. The system also automatically assigns a taxpayer identification number to the newly registered company, a function made possible by the interconnectivity with the online platform of the tax agency. And through a web service, the system performs automatic identity checks with the tax and civil registry authorities.

The rapid take-up of the online services testifies to the success of Your Company in One Day. Only 7 weeks after the launch, nearly half of new limited liability companies in Chile were being created through the new online registry (figure 5.4). In the first 8 months, the government estimates, more than 20,000 companies were created electronically. The number of limited liability companies registered through the electronic system in 2013 (more than 85,000) was more than

twice the number created in 2009 (close to 39,000). The ultimate goal should be to reach an electronic registration rate of nearly 100% (see the U.K. case study as an example).

Chile's online company registry has allowed greater productivity among business founders by making the incorporation process faster and more

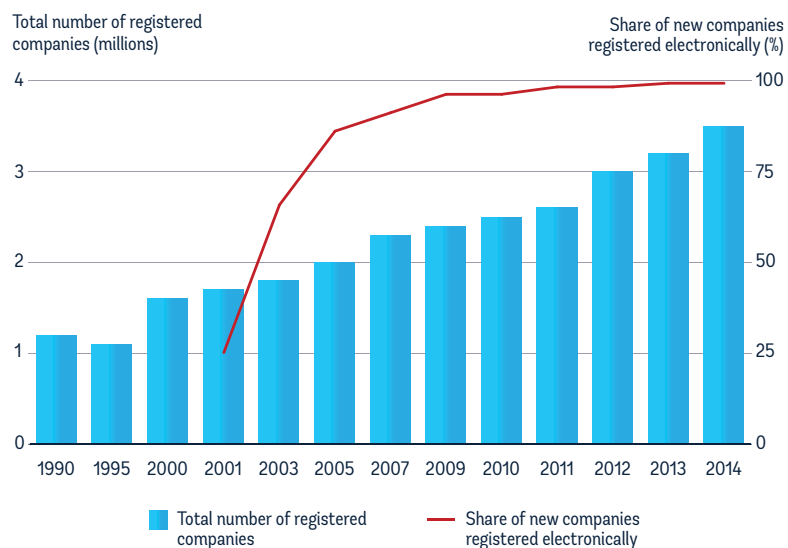
convenient. And more changes are set to come. The online registry is built for expansion, and the government plans to add new services as well as to allow other types of legal entities to incorporate electronically.

### The United Kingdom—simplifying start-up

In the United Kingdom interacting with the national business registry—Companies House—is an imperative for starting a business. According to the 2006 Companies Act and its 1985 predecessor, all new limited liability companies must register with Companies House to do business. Before the digital age this was often a costly and laborious task. It involved visits to Companies House, long lines and the higher costs associated with postal mail. Company founders often had to hire solicitors to handle paperwork such as the articles of association.

But Companies House has greatly simplified the process—by introducing electronic filing in 2001, increasing the transparency of its data and providing model articles of association for

**FIGURE 5.5** Electronic registration has become almost universal in the United Kingdom



Note: Data for 2014 are projected.

Source: U.K. Companies House 2013a.

companies.<sup>17</sup> These changes have made incorporation faster, more convenient and less expensive. Now entrepreneurs can register their business with Companies House in just a few hours by simply filing incorporation documents. All the incorporation forms are available at no cost on the Companies House website and come with detailed instructions. Registration can be done online or at the Companies House office, where computers are available to enable entrepreneurs to register electronically.

Entrepreneurs are making good use of the electronic filing option. The share of new companies registered electronically grew sharply in the first few years, rising from around 25% in 2001 to 95% in 2009 (figure 5.5). Indeed, electronic filing has become virtually universal, with more than 98% of new companies registered electronically in 2013.<sup>18</sup>

Besides offering online registration, Companies House has also simplified the preregistration process. One important step was to increase the transparency of registry data, making initial business start-up research easier. Companies House made basic information on existing companies available at no charge in 1996, allowing business founders to easily conduct name searches both online and in its office. Today Companies House processes 235 million free basic company information searches online or through its mobile application every year.

Beginning in 2012, Companies House expanded its company information to include company number, address, status, incorporation date, accounts and filing dates for annual returns. There were almost 15,000 unique downloads of this company information data set in 2013.<sup>19</sup> Over the past decade, as Companies House has increased its data transparency, electronic procedures and free resources for business founders, the number of registered companies in the United Kingdom has doubled.

## CONCLUSION

Many economies have modernized their company registries, offering a wide array of online services for a lower fee or at no cost at all. But many others lag behind. For low-income economies, introducing online platforms may not be an affordable or practical solution, especially if electricity shortages are common. But other steps can be taken to increase the efficiency of business registration. For example, economies could create physical one-stop shops—or improve existing ones—to streamline incorporation processes and coordinate the work of different agencies. Improving the efficiency and transparency of company registries can not only make incorporation faster and cheaper; it can also reduce the opportunities for corruption and bribery associated with business start-up processes.

Two important (and related) observations emerge from this comprehensive overview of the *Doing Business* data on business start-up. First, a low level of income need not be an insurmountable obstacle to implementing reforms that reduce the complexity and cost of regulatory processes and improve the quality of the underlying institutions. And second, as the latest information and communication technologies spread around the world, low-income economies will find a broader range of opportunities to adopt good practices used in higher-income economies, further contributing to the process of convergence seen in the *Doing Business* indicators. A growing number of economies with difficult business environments are gradually adopting the practices seen in those with more business-friendly climates.

## NOTES

This case study was written by Baria Nabil Daye, Paula García Serna, Julie Ryan and Valentina Saltane.

1. Fritsch and Noseleit 2013.
2. Motta, Oviedo and Santini 2010; Klapper and Love 2011.
3. While in some economies the registry is the first and only interface for formally commencing business operations, in other economies the start-up process involves other government agencies as a result of more burdensome regulations.
4. See, for example, the website of the Companies Office of Jamaica at <http://www.orcjamaica.com/profile/> and that of the Companies Registry of Hong Kong at <http://www.cr.gov.hk/en/home/>.
5. De Sa 2005.
6. Wille and others 2011.
7. "IFC Helps Nepal Simplify Business Registration," World Bank Group, <https://www.wbginvestmentclimate.org/advisory-services/regulatory-simplification/business-regulation/business-entry/nepal-business-registration.cfm>.
8. World Bank Group, Investment Climate Advisory Services 2009.
9. The relationship is significant at the 5% level after controlling for income per capita.
10. "Rwanda's Vision 2020: Improving the Investment Climate for Private Sector Development," World Bank Group, <http://go.worldbank.org/2U51FR33MO>.
11. Rwandan Law 07/2009 relating to companies, April 27, 2009.
12. Information from the website of the Rwandan Office of the Registrar General at <http://org.rdb.rw/>.
13. World Bank Group, Entrepreneurship Database.
14. Information from the website of the Rwandan Office of the Registrar General at <http://org.rdb.rw/>.
15. World Bank Group, Investment Climate Advisory Services 2013.
16. Simplifica el régimen de constitución, modificación y disolución de las sociedades comerciales, Chilean Law 20.659, January 22, 2013.
17. Moss 2014.
18. U.K. Companies House 2013b.
19. U.K. Companies House 2013a.



# Zoning and urban planning

## Understanding the benefits

**S**ound regulation of construction helps strengthen property rights, protects the public from faulty building practices and contributes to the process of capital formation.<sup>1</sup> But if procedures are too complicated or costly, builders tend to proceed without a permit.<sup>2</sup> By some estimates 60–80% of building projects in developing economies are undertaken without the proper permits and approvals.<sup>3</sup>

For many entrepreneurs, construction regulation is an important consideration when deciding where to establish their business. According to a competitiveness report by KPMG, construction costs are the 5th most important factor determining the location of a start-up in the United States and the permitting process is the 17th most important.<sup>4</sup> One element of construction regulation is zoning, which regulates the location and use of certain types of buildings within a city.

### HOW DOES ZONING RELATE TO CONSTRUCTION PERMITTING?

Zoning is an essential tool in successful urban planning. Maps divide communities into different zones based on the types of uses allowed—such as residential, commercial, industrial, public buildings, parks and green areas. In most economies with zoning plans, each zone has its own ordinance governing development within that section. These ordinances determine such

factors as building size, height, shape and color; building location; and urban densities.<sup>5</sup>

Zoning regulations can provide a useful framework for investors and developers by specifying the most appropriate location for their projects before they apply for a construction permit (figure 6.1). They can also help municipal authorities establish a consistent and predictable basis for granting construction permits and approving or rejecting construction proposals. Having an up-to-date zoning system is therefore essential not only in supporting the coordination among agencies that is needed for prosperous urban planning but also in ensuring efficiency in granting construction permits. Also important is that such zoning systems be developed through a consultative process with broad participation, to ensure that they benefit all social groups.

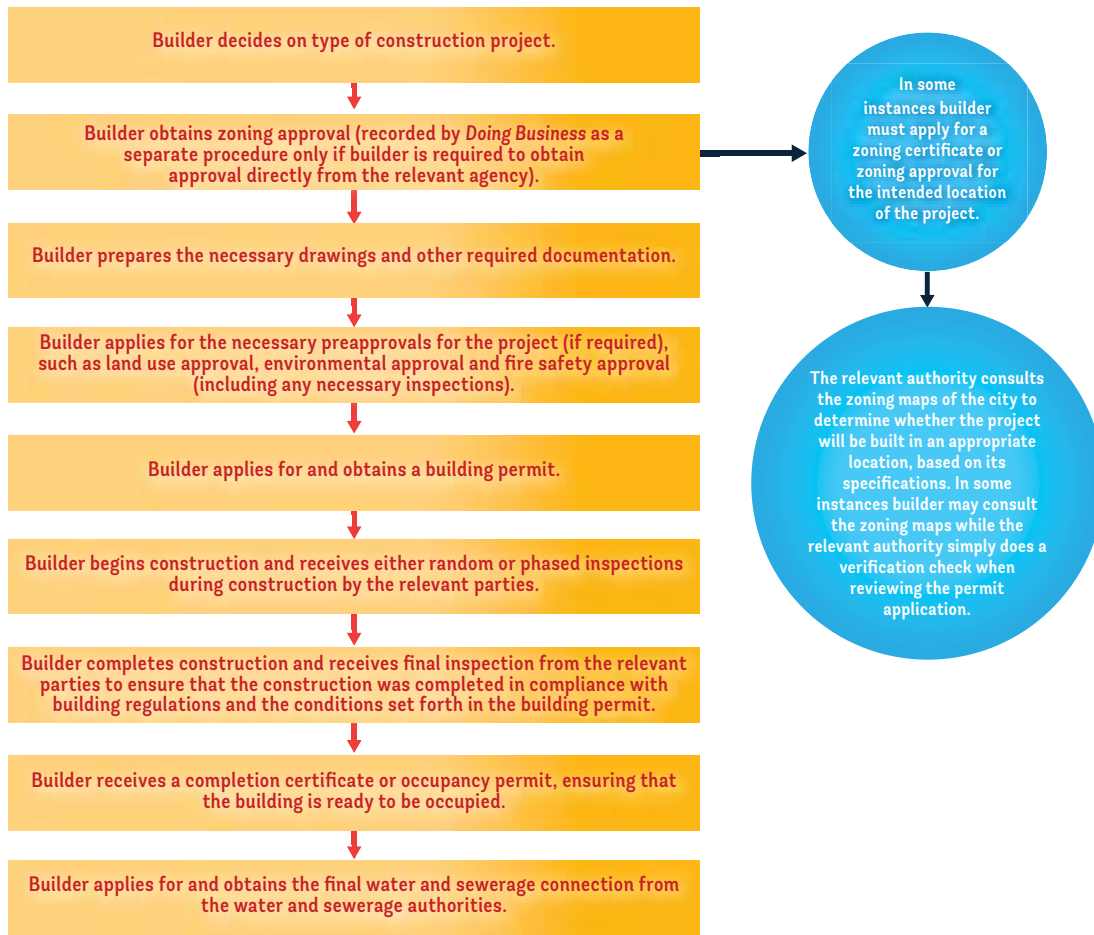
### HOW CAN ZONING AFFECT ECONOMIC DEVELOPMENT?

Through zoning, governments can ensure the proper use of land and avoid mixing incompatible land uses. Zoning has been used as a regulatory tool to respond to changing environmental and development conditions as well, including flooding, rising sea levels and the loss of infrastructure.<sup>6</sup> Zoning regulations that take into account environmental threats such as flooding protect citizens by ensuring

- Zoning—the process of planning for land use across geographic areas—can help avoid the mixing of incompatible land uses. This has both environmental and economic benefits.
- Zoning practices vary widely around the world. Economies with an efficient and effective zoning process make zoning maps of cities accessible to builders. Others limit access to the building permit authority, which checks the zoning compliance of permit applications. Still others have no zoning system at all.
- Among OECD high-income economies the process for obtaining a building permit, as measured by *Doing Business*, takes 19 fewer days on average in those where the process includes zoning procedures than in those where it does not.
- In New Zealand all municipalities have a detailed, up-to-date zoning plan that has been approved through a process with intensive public involvement—including public hearings to allow residents to offer suggestions or objections.
- Guatemala, a recent success story, introduced a land management plan in its capital city in January 2009. A new zoning system established zones based on the general use of land, including mixed-use zones.



FIGURE 6.1 Where does zoning generally fit into the construction permitting process?



Source: *Doing Business* database.

that future development keeps them and their possessions out of harm's way. More generally, zoning plans can promote the conservation of energy and natural resources, foster a greener environment, improve sustainability and enhance the ability to adapt to climate change.

A good zoning plan can help reduce greenhouse gas emissions by cutting down on vehicle travel—such as by promoting higher-density development and concentrating residential development near job centers. A zoning plan can also help reduce greenhouse gas emissions by promoting an adequate and accessible public transportation system.<sup>7</sup> By ensuring that certain

municipalities include new areas for housing development and new industries, zoning plans can help address the challenges associated with demographic change and shifts in business activity. In addition, municipal zoning can protect and improve the health of citizens by removing or minimizing pollution from industrial plants and contamination from landfills and sewage. Zoning can help ensure an adequate supply of safe water and the suitable disposal of waste. And it can enhance property values—by reducing pollution, providing suitable light, avoiding overcrowding and traffic congestion, developing green zones and offering proximity to schools, hospitals and other public necessities.<sup>8</sup>

But where a zoning process is too complex or restrictive, it can have an adverse effect on factors such as housing supply and prices. Consider the example of Sweden, where zoning policies mandate that municipalities must approve a detailed development plan for most housing projects before issuing a construction permit. According to the Stockholm Planning Department and an OECD study, more than half of all construction projects—including most apartment buildings—involve designing or modifying a detailed development plan.<sup>9</sup> This can take 18 months on average, according to estimates from the municipality of Stockholm, and in 20% of cases it can take 3–4 years.<sup>10</sup> Many researchers agree that administrative

barriers to new construction are one of the 2 main factors (the other being rent control policies) that have led to a housing shortage in Sweden over the past decade.<sup>11</sup>

### WHAT ARE SOME GOOD PRACTICES IN ZONING?

Recognizing the importance of zoning and urban planning, many economies require builders to obtain some form of zoning or urban planning approval before building or even before obtaining a construction permit. This is done to ensure that the intended building will be located in the appropriate zone (industrial, commercial or residential) according to the city’s zoning requirements. But economies go about this process in different ways.

Some economies complete the process efficiently and effectively by making zoning maps of cities accessible to builders (in some cases online). In these cases builders access the maps to verify that their project’s intended location is in compliance with zoning regulations, and they can include this information with the building permit application. In Swaziland, for example, builders are responsible for checking the zoning maps and including the zoning information when submitting their permit application to the municipality. In the United States builders in New York City must complete a zoning diagram form available online and submit it along with other required forms to the Department of Buildings. The Department of Buildings will still review the form to check that the project complies with the city’s zoning policies.

In other economies the permit-issuing authority checks the zoning compliance itself after receiving the building permit application. In The Bahamas, for example, a builder is required only to submit a permit application to the Building Control Unit. This unit then

automatically forwards the application to the Town Planning Department for zoning approval, with no involvement from the builder. In Belize the Building Plan Committee of the Central Building Authority checks the permit application to ensure compliance with zoning, environmental and fire safety requirements.

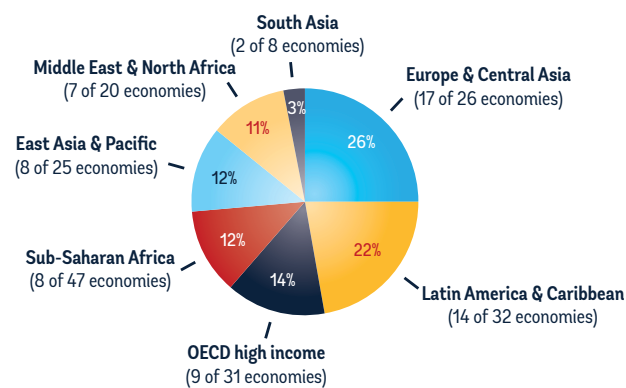
Neither of these processes requires the builder to take the extra step of actually obtaining a zoning approval before applying for a building permit—a good-practice scenario if completed efficiently without significant delays. But efficiency is not all that is important. Around the world, good zoning systems also need to be broadly inclusive, incorporating all groups in society to bring about positive social outcomes. They also need to be regularly updated to reflect changing needs and developments.

Sixty-five of the 189 economies covered by *Doing Business* do require that builders go through the additional step of getting urban planning approval before obtaining a construction permit. Of those 65, the largest shares are in Europe and Central Asia (26%) and Latin America and the Caribbean (22%) (figure 6.2). This is a second-best

scenario: a zoning system is still in place and zoning compliance is still verified, though not in the most efficient way. Nevertheless, requiring verification of zoning compliance is better than having no zoning system at all—with builders able to construct any type of project in any part of the city.

Thirty-six of the 65 economies require builders to obtain approval to build in their intended location before they can receive a construction permit (table 6.1). Twenty-two of these 36 economies require a zoning permit as this form of approval. A zoning permit or zoning clearance signifies that the land use for the planned development is consistent with the zoning regulations. In Canada the building code requires a builder to obtain a zoning permit before even applying for a site plan approval and the technical review of a development application. Among the 22 economies requiring a zoning permit, some issue it more expeditiously than others. In the Philippines it takes 5 days on average to obtain the site clearance from the City Planning and Development Office that a builder must have to apply for a construction permit. In Bangladesh obtaining a zoning clearance from the Capital Development Authority (Rajuk) in Dhaka takes 45 days on

**FIGURE 6.2** Half the economies that require the additional step of obtaining a zoning or urban planning approval are in Europe and Central Asia or Latin America



Note: The numbers in parentheses are the number of economies out of the total in each region that require the additional step of obtaining a zoning or urban planning approval. Source: *Doing Business* database.

**TABLE 6.1 What type of clearance is needed in economies with zoning requirements?**

Zoning permit is mandatory	Urban planning clearance or certificate is mandatory	Urban planning clearance or certificate is generally obtained but not mandatory
Afghanistan	Albania	Algeria
Argentina	Bosnia and Herzegovina	Antigua and Barbuda
Australia	Côte d'Ivoire	Bahamas, The
Bangladesh	Ecuador	Bahrain
Bolivia	Iran, Islamic Rep.	Cameroon
Canada	Kosovo	Cyprus
Comoros	Lebanon	Finland
Costa Rica	Macedonia, FYR	France
Czech Republic	Madagascar	Kazakhstan
Dominican Republic	Moldova	Latvia
El Salvador	Nicaragua	Lithuania
Fiji	Serbia	Montenegro
Indonesia	South Africa	Morocco
Kuwait	Spain	Netherlands
Mexico		New Zealand
Namibia		Palau
Philippines		Papua New Guinea
Puerto Rico (U.S.)		Qatar
Solomon Islands		Romania
United States		Russian Federation
Uruguay		Senegal
Venezuela, RB		Singapore
		Sudan
		Tajikistan
		Trinidad and Tobago
		Turkey
		Ukraine
		Uzbekistan
		Vanuatu

Note: A zoning permit signifies that the land use for the planned development is consistent with the zoning regulations. An urban planning clearance or certificate generally outlines conditions relating to the plot of land where the builder intends to build, including where construction is permitted on the plot (that is, the specific coordinates).

Source: *Doing Business* database.

average, while obtaining one from the Chittagong Development Authority takes 40 days on average.

In other economies the process is entirely different. In Belgium, for example, an urban planning certificate is required only for large-scale projects. This certificate not only verifies that

the project can be built in the specified zone but also guarantees that the construction permit will be issued without problems—because much of the verification for the permit is done as part of the process for issuing the certificate. For smaller-scale projects all planning regulations are available online. These regulations are set at several

levels—regional, municipal or special zoning—providing several options for verifying the regulatory compliance of the project.

In 29 of the 65 economies there is no legal requirement to obtain an urban planning clearance or certificate. But architects normally request a certificate because it provides all the information needed to ensure that architectural plans are in compliance with building regulations. In some economies the information is available online, but in most the information can be obtained upon request.

## IS PERMITTING MORE EFFICIENT WITH ZONING?

While obtaining a zoning or urban planning clearance represents an additional step in the construction permitting process, this does not necessarily mean that economies that require this step have inefficient permitting systems. Consider OECD high-income economies. As measured by *Doing Business*, the process for obtaining approval of a building permit takes 43 days on average in those where it includes zoning procedures, 62 days in those where it does not. Obtaining a zoning or urban planning clearance actually speeds up the process—by 19 days on average in these OECD high-income economies—especially where the builder can obtain the clearance directly online. The reason is that this step avoids back-and-forth interactions between the permit-issuing agency and the architect or even outright rejection of the project because of noncompliance.

On average across all 65 economies that require the additional step, obtaining the zoning or urban planning clearance takes 26 days (of a total of 177 days on average to comply with all formalities to build a warehouse) and costs \$402 (of a total of \$15,709). These economies generally require only

one procedure to obtain the zoning certificate or clearance. Very few require a site inspection as part of this process, but in those that do, the overall permitting system tends to be less efficient. In Indonesia, for example, a builder must first request a city planning permit and building site plan—in Jakarta, from the zoning office, and in Surabaya, from the one-stop shop—then receive an on-site inspection and finally receive the city planning permit. This process takes 22 days on average in Jakarta (where the entire construction permitting process takes 202 days) and 23 days in Surabaya (where the entire process takes 243 days). By contrast, Namibia requires only one zoning procedure: the builder must consult with the Town Planning Department to ensure that the land is in the correct zoning area. Zoning approvals are issued on the spot and at no cost.

Overall, zoning requirements can lead to more efficient and less costly construction permitting systems. They can help guarantee compliance with zoning regulations even before the permit-issuing agency receives the building permit application. This allows architects and engineers to finalize the building specifications with the knowledge that there will be no need to adjust them later in the process because of possible zoning issues.

## TWO EXAMPLES OF GOOD PRACTICE

New Zealand and Guatemala both provide examples of well-implemented zoning systems. In New Zealand all municipalities have a detailed, up-to-date zoning plan that has been approved through a participatory process and supports an efficient construction permitting system. And in Guatemala planning authorities in the capital city recently switched to a mixed-use land planning system and digitized the zoning maps—all in the span of

just 5 years. Construction activity has increased substantially under the new zoning system in Guatemala City.

### New Zealand—an efficient and predictable process

New Zealand illustrates the use of municipal planning and zoning as a tool to facilitate the construction permitting process. Its planning and zoning regulations are among the world’s most efficient. They are comprehensive, predictable and streamlined in implementation.

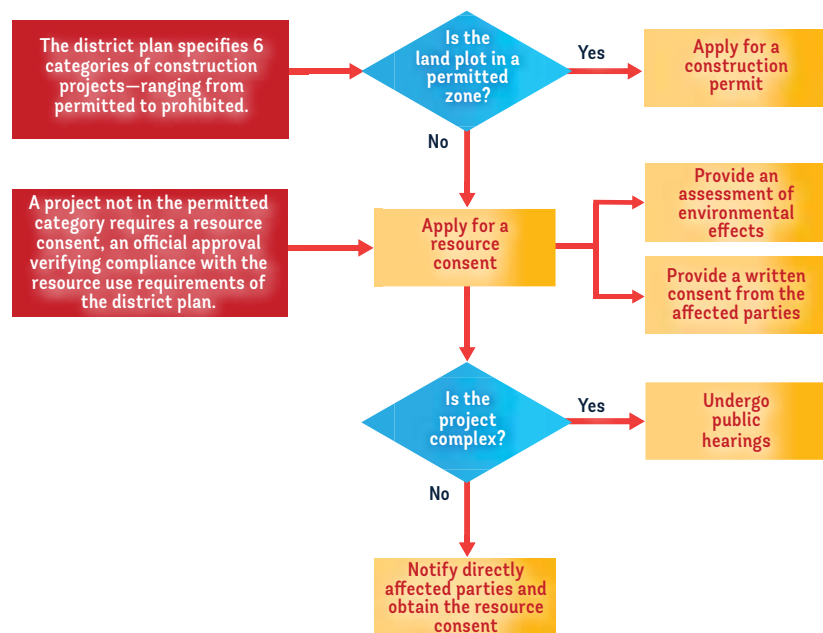
New Zealand uses 2 main types of planning documents: regional plans and district plans. Regional plans specify general requirements, such as air and water quality and the use of coastal areas. District plans are detailed planning guidelines that outline the specific land use and design requirements for builders.

The district plans are legally binding, cover the entire usable land in a

municipality and are periodically reviewed to ensure that they reflect the changing urban needs. Each district plan is approved through a participatory process in which the district council holds public hearings to allow residents to submit suggestions or objections. Once the residents’ comments have been processed, the plan becomes “operative”—as a statutory document that regulates land development activities for the entire municipality.

This means that all municipalities in New Zealand have a detailed, up-to-date zoning plan in place that has been approved through meaningful public involvement. The plan provides investors and developers with a reliable reference to guide them in the design and conceptual stage of a project, before they apply for a construction permit. And it provides municipal authorities with a consistent basis for approving or rejecting construction permits, with little discretion involved (figure 6.3).

**FIGURE 6.3** New Zealand’s district plans support an efficient, predictable process for construction permitting



Source: “An Everyday Guide to the Resource Management Act Series 1.1: Getting in on the Act,” New Zealand, Ministry of Environment, <http://www.mfe.govt.nz/publications/rma/everyday/overview/>.

**TABLE 6.2 Zoning classifications in Guatemala City's new land management plan**

Zone	Share of total land in Guatemala City (%)	Primary use of zone	Share of buildings in zone that can be residential (%)
G0—natural	18	Natural reserve areas where residential buildings are not allowed for environmental reasons and because of high risk levels	0
G1—rural	20	Areas that are still rural or agricultural with an intermediate level of risk, where low-density residential buildings are allowed though preservation of the environment is a priority	75
G2—semiurban	9	Areas where low-density buildings in closer proximity are allowed but because of location or topography, preservation of the environment is a priority	75
G3—urban	37	Areas that comprise most of the city's currently urbanized area, including a medium density of single-family and multi-family dwellings	50
G4—central	13	Areas with a high density of mid-rise buildings, where most of the land has been developed and open spaces have been converted into public parks	35
G5—núcleo (core)	3	Areas with a high density of high-rise buildings and towers, where most of the land has been developed and open spaces have been converted into public parks	25

Source: "Plan de Ordenamiento Territorial," Municipality of Guatemala City, [http://pot.muniguatemala.com/docts\\_soporte/07\\_procedimientos\\_pot.php](http://pot.muniguatemala.com/docts_soporte/07_procedimientos_pot.php).

Municipalities face official time limits for making a decision—20 working days for simple cases and 4 months for more complex cases that involve public hearings. According to *Doing Business* data, most complex cases are processed in 100 days.

There are 3 main factors behind the efficient processing of construction permits in New Zealand in cases where a change in zoning is necessary. First, there are clearly defined steps for modifying a zoning plan (that is, obtaining a resource consent), requiring different levels of review depending on the complexity of the project. A resource consent is not required if the proposed construction is already in a permitted zone. Second, there are objective criteria for municipalities to use in making a decision to approve or reject a construction proposal—an assessment of environmental effects and a written consent from affected parties. And third, there are official time limits

for completing each procedure related to obtaining a resource consent (zoning modification) or construction permit.<sup>12</sup>

### Guatemala—a recent success story

Until 5 years ago Guatemala's capital city had a weak zoning system with no digital zoning maps. In January 2009, however, the Municipality of Guatemala City adopted a new land management plan that established land use classifications based on 10 objectives:

- Encourage access to housing and diversify its supply
- Promote high-density construction where there is an adequate transport network
- Limit construction in high-risk areas and protect natural and historically significant areas
- Ensure public participation in local land use planning
- Ensure compatibility in the use of buildings in close proximity
- Encourage mixed land use

- Create public spaces with high urban vitality
- Promote an interconnected road network
- Provide certainty to owners and investors, including by promoting the desired urban development practices through incentives
- Secure the necessary resources for municipal investment

While the old system had divided the land into industrial, residential and commercial zones, the new one established zones according to the general use of land, a change that included introducing mixed-use zones. The city was divided into 6 main zones that range from rural to more urban (table 6.2).

The municipality developed the new plan in consultation with both the private and public sector and widely publicized it. The zoning maps have been digitized over the past 5 years, and the process is now complete for the entire city. Builders can access the maps through an online link to verify that a planned building is in compliance with the city's zoning system before applying for a building permit.<sup>13</sup>

The new zoning system has shown positive results, including a substantial increase in construction activity, a welcome development given pervasive shortages. The square meters of construction authorized by Guatemala City's one-stop shop for construction permitting almost doubled in the first few years, rising from 1.1 million in 2009 to 2.08 million in 2013.<sup>14</sup> And the municipality expects to authorize 2.2 million square meters by the end of 2014.

But implementing the system was not without its challenges. Some citizens felt that the government was regulating what they could do with their own land. And many objected to the notion of mixed land use, fearing an increase in negative externalities such as noise and traffic in residential areas. In introducing

mixed land use, however, the municipality was seeking to address both traffic issues, by reducing the need for long commutes, and security concerns, by ensuring that all neighborhoods would have activity throughout the day.

---

## CONCLUSION

Without properly implemented zoning systems, urban planning becomes difficult, as does ensuring the proper uses of land and mitigating environmental concerns. Recognizing the importance of zoning and urban planning, many economies have adopted zoning systems to varying extents. These economies require builders to obtain some form of zoning or urban planning approval before building or even before obtaining a construction permit. These requirements can lead to more efficient and less costly construction permitting systems.

---

## NOTES

This case study was written by Marie Lily Delion, Anushavan Hambarðgumyan, Joyce Ibrahim, Ana Maria Santillana Farakos and Melissa Scanlan.

1. World Bank Group, Investment Climate Department 2013.
2. Moullier 2009.
3. De Soto 2000.
4. KPMG 2009.
5. Grannis 2011; Neumann 2014.
6. Grannis 2011.
7. Schaffner and Waxman 2009.
8. Crone 1982; Karkkainen 1994.
9. In-depth interview with an expert in the Stockholm Planning Department conducted by the *Doing Business* team on December 5, 2013; Hüfner and Lundsgaard 2007.
10. "Planprocessen," City of Stockholm, <http://www.stockholm.se/TrafikStadsplanering/Stadsutveckling/Stadsplanering/Planprocessen/>.
11. Swedish National Board of Housing, Building and Planning 2013.
12. For more information on New Zealand's zoning system, see the chapter on urban planning and construction permitting in World Bank (2014b).
13. Zoning maps are available on the website of the Municipality of Guatemala City at <http://vu.muniguate.com/index.php?id=14&opc=10>.
14. Statistics provided by the Municipality of Guatemala City.



# Registering property

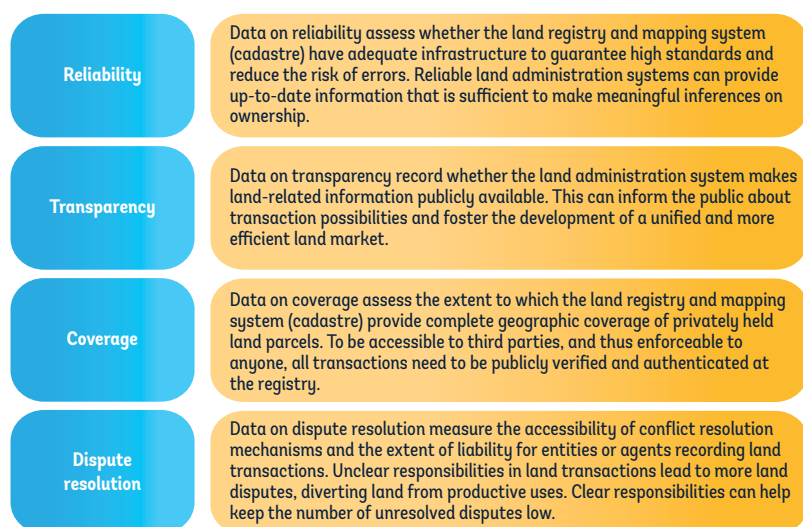
## Measuring the quality of land administration systems

- This year *Doing Business* has collected new data in 170 economies on the overall quality of land administration systems through a set of indicators on reliability, transparency, coverage and dispute resolution.
- Half of economies around the world use an electronic database for checking for charges on property (encumbrances)—and half have a geographic information system for recording maps.
- In 72% of economies the land registry makes fee schedules publicly available, either online or on public display boards.
- Only 56 economies make statistics about transactions at the land registry publicly available, and only 63 provide specific means for filing an official complaint about land services.
- Around the world, 27% of economies have a registry with full coverage of private land, and 34% a mapping system with complete coverage.
- A reliable, transparent, complete and secure land registration system is associated with greater access to credit, lower income inequality and a lower incidence of bribery at the land registry.

Insecure title to land prevents people from taking full advantage of the productive uses of the land.<sup>1</sup> Where people have proper title to their land, however, they can use the property as collateral for a loan or transfer land parcels in which they have invested.<sup>2</sup> And titles can serve as a valuable insurance and savings tool for families, providing protection during difficult times and in retirement. Indeed, with the protection of secure title guaranteed by a reliable land registration system, land can be used to create wealth for the broader benefit of society and contribute to the eradication of poverty. Because land and buildings account for between half and three-quarters of the wealth in most economies, having a reliable system for registering and transferring property titles matters.<sup>3</sup>

*Doing Business*, through its registering property indicators, measures the efficiency of property registration systems through the time, cost and number of procedures required to transfer a commercial property. These indicators do not provide information on the overall quality of land administration systems. This year, for the first time, *Doing Business* has collected preliminary data in 170 economies on the reliability, transparency and coverage of land registration systems and on land dispute resolution (figure 7.1). Next year *Doing Business* will refine the newly collected data and intends to add a new indicator on the quality of land administration to its current set of registering property indicators.

FIGURE 7.1 What do the data on the quality of land administration systems cover?

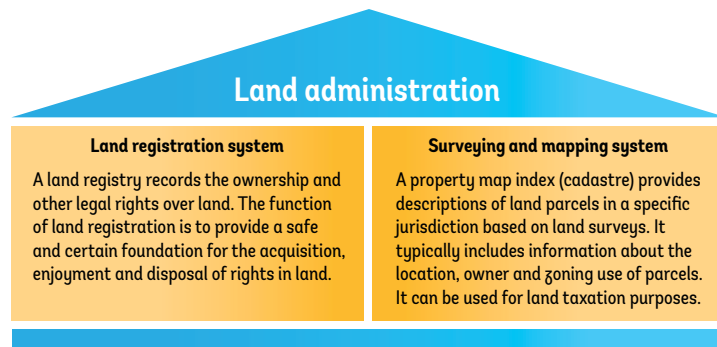


## HOW TO PROVIDE RELIABLE INFORMATION?

A reliable land administration system provides clear information on the ownership of property, supports the security of tenure and facilitates the development of a land market (figure 7.2). It also inhibits fraudulent actions, such as using false documents to conduct land transactions or selling properties multiple times without the knowledge of the true owners. One key to fulfilling these functions is to have in place the infrastructure needed to maintain land information, supported by an appropriate institutional framework and adequate capacity. *Doing Business* has developed a series of questions to assess the quality of the infrastructure of land administration systems. These questions focus mainly on how land records are stored at the land registry, whether the information is kept in an electronic database, whether the databases for landownership and maps are linked and whether each parcel has a unique, searchable identification number.

In many economies property titles are registered manually and most titles remain stored in paper archives with restricted access. In 62 economies property titles are kept only in paper format. Relying on a paper-based

FIGURE 7.2 What does land administration cover?



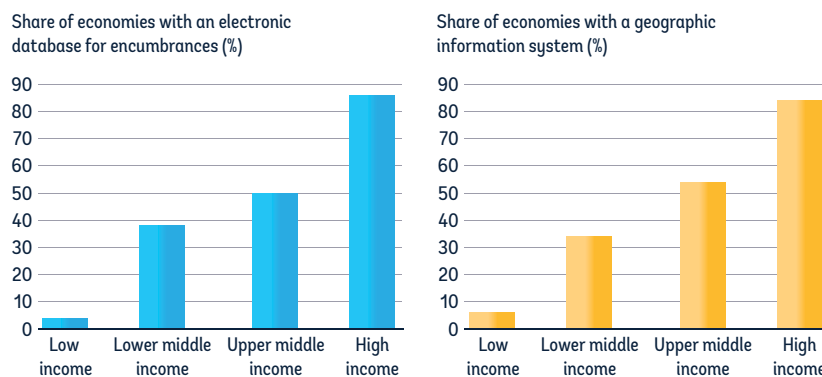
system increases the time required to conduct a title search and the opportunities for fraud.<sup>4</sup> It also increases the vulnerability of the records to political instability, poor climate conditions, natural disasters or such incidents as the Great Chicago Fire of 1871, which destroyed almost all the city’s real estate records. More recently, in Kosovo the entire cadastral system had to be reconstructed after years of armed conflict led to the loss or destruction of the system’s records.<sup>5</sup> In Pakistan the floods of 2010 destroyed thousands of paper land records, leading to the loss of the only evidence that people had of their land tenure.<sup>6</sup> There was no backup.

Computerization can provide a backup system to protect information. It can also make cross-checking data easier

for the public agencies that deal with land issues as well as for the general public. Many economies are moving toward computerized land administration systems. Over the past 6 years 51 economies computerized their land registries. Mozambique, where a flood affected land records in 2000, scanned most of its titles in 2013. Mauritius implemented a new electronic system that allows the automatic population of property registration information dating back to 1978 and enables different branches of the Registrar General Department to share information. Other economies scanned all their historical records.

Digital records also make it easier to access key information on the legal status of properties. An electronic database for encumbrances can quickly show whether there is a mortgage or other charges on a property or any other limitations that would impede its sale to a third party. According to *Doing Business* research, half of economies around the world have an electronic database for rights and encumbrances (figure 7.3).

FIGURE 7.3 Half of economies have an electronic database for encumbrances—and half have a geographic information system



Source: *Doing Business* database.

Cadastral maps play an important part in increasing tenure security—by providing information about the physical characteristics of land, the boundaries of parcels and any changes in those boundaries. They can also help ensure a stable source of public revenue by supporting more complete



coverage of property taxes.<sup>7</sup> A case in point was the Maputo Structure Plan in Mozambique—an initiative to collect geographic data that was aimed at aiding the physical development of the capital but that also has the potential to help further improve the collection of property taxes.<sup>8</sup> Today, half of economies around the world have a geographic information system in place—a computerized system that can capture, store and analyze geographic data. While most are high-income economies, some are low- and middle-income economies. In Sub-Saharan Africa, for example, South Africa and Swaziland both have an electronic database to record property boundaries, check maps and provide updated geographic information on land parcels.

Linking the land registry with the cadastral system has important advantages. It helps in maintaining up-to-date records on the legal rights to properties and the spatial characteristics of land plots, thus increasing tenure security. And it provides a single point of contact for those conducting land transactions.<sup>9</sup> In recent years several economies, mostly in Europe and Central Asia, have merged their land registries and cadastral systems. For example, the Russian Federation created a unified electronic land and property registry in 2013 by merging the state registry of immovable property and the state topographical and cadastral mapping system.

Having all agencies use a single identification number for property is also beneficial. It allows quick identification of the legal status of a parcel, providing greater certainty for the parties engaged in a transfer of property and reducing the likelihood of mistakes. A majority of economies use a single identification number, with the highest shares doing so in Europe and Central Asia, the OECD high-income group and the Middle East and North Africa.

## HOW DOES TRANSPARENCY SUPPORT QUALITY?

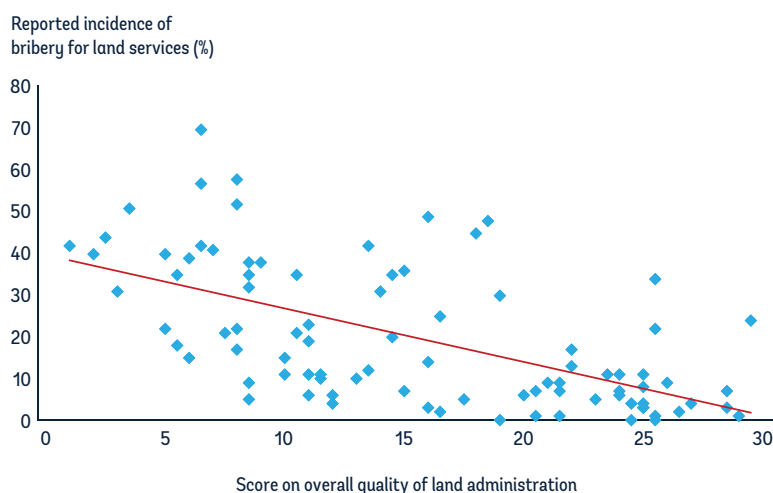
Transparency is a key element in the quality of land administration systems. It helps eliminate asymmetries in information between users and officials in a land administration system and increases the efficiency of the land market.<sup>10</sup> *Doing Business* has collected data about transparency through a set of questions focusing on who has access to land information, whether the fee schedule for land registry services is publicly available, whether there are service standards for property transactions, whether statistics about land transactions are collected and made available to the public and whether any specific mechanism is in place for filing a complaint.

Transparency in a land administration system provides a defense against requirements for informal payments, such as to register property, change a title, acquire information on land or

process cadastral surveys. Complicated processes and limited availability of information in the land sector facilitate such bribery.<sup>11</sup> But a transparent land administration system—one in which all land-related information is publicly available, all procedures and property transactions are clear, and information on fees for public services is easy to access—minimizes the possibilities for informal payments and abuses of the system. Indeed, cross-country data show that the greater the quality and transparency of a land administration system, the lower the incidence of bribery at the land registry (figure 7.4).

Among all economies included in the research, 45 do not make the fee schedule for land registry services publicly available. In 7 of these economies the fee schedule is not accessible, and in 38 it is accessible only by asking for it in person from a public official. In stark contrast, 83 economies make information on fee schedules available online. Some economies go even further:

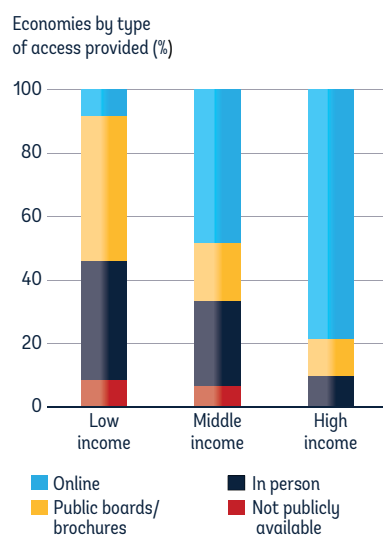
**FIGURE 7.4 A better and more transparent land administration system is associated with a lower incidence of bribery at the land registry**



Note: The score on the overall quality of land administration is obtained through a set of questions on reliability, transparency; coverage and dispute resolution. For example: an economy receives 1 point if it has a functional electronic database for encumbrances; 1 point if it makes the documents and fee schedules for property registration publicly available (online or on public boards); 1 point if it compiles statistics on land transactions and makes them publicly available and so on. The highest possible score, indicating the highest overall quality, is 30 points. The reported incidence of bribery refers to the share of people reporting in Transparency International's Global Corruption Barometer 2013 survey that when they had contact with land services in the previous 12 months; they paid a bribe for services. The correlation between the score on the overall quality of land administration and the reported incidence of bribery is  $-0.60$ . The relationship is significant at the 1% level after controlling for income per capita. The analysis is based on 88 observations.

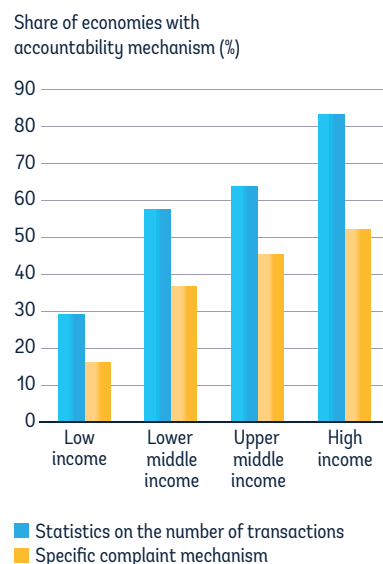
Source: *Doing Business* database; Transparency International data.

**FIGURE 7.5** The accessibility of fee schedules for land registries varies across income groups



Source: Doing Business database.

**FIGURE 7.6** Where do land registries have statistics on land transactions and a specific mechanism for filing a complaint?



Source: Doing Business database.

Sweden has an online system allowing anyone to access not only information on fees but also any information on plots going back 400 years.<sup>12</sup> Advanced systems like Sweden's are not easy to afford. A much cheaper alternative is to make fees available through public boards or brochures—the approach used by land registries in 34 economies (figure 7.5).

Governments can give citizens the chance to be informed and contribute to a better business environment by promoting transparency about their operations—for example, by tracking the performance of their land services and openly sharing statistics about property transactions. Lithuania compiles statistics on the performance of its land registries and makes them available to the public.<sup>13</sup> Panama's land registry dedicates a page on its online portal to transparency, publishing monthly data on the number of transactions broken down by type—mortgages, first registrations, transfers.<sup>14</sup> Overall, 98 economies compile statistics on land transactions (figure 7.6), though only 56 of those make their statistics public.

One powerful consequence of transparency is accountability: information gives citizens the power of knowing what to expect and whom to hold accountable in case things go awry. But if the mechanisms through which individuals or agencies are held accountable function poorly, information alone will not be enough. Of all economies included in the research, only 63 have specific means for filing an official complaint about land services. One is Malaysia, where the land registry and the cadastre allow users to file anonymous complaints through their website, which are then sent directly to the director of the department.<sup>15</sup> Another is Mauritius, where the website of the Registrar General Department enables users to fill out a form providing feedback or filing a complaint.<sup>16</sup>

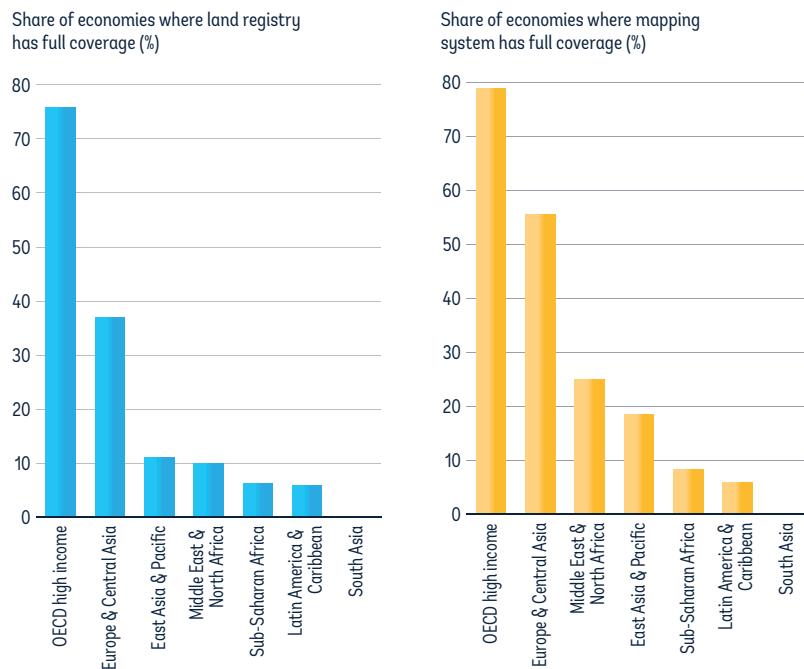
## WHERE IS COVERAGE COMPLETE?

The utility of even the most reliable and transparent land administration system will be undermined if it covers only a limited area of the economy. Where land registries do not provide complete geographic coverage, companies and individuals cannot be sure whether the areas not covered at the registry might be relevant to their interests.<sup>17</sup> For maximum effectiveness, the registry and cadastre should make records of all registered private land readily available and the records should cover the entire economy.<sup>18</sup>

Around the world, only 27% of economies have a registry with full coverage of private land—and only 34% a cadastre with complete coverage (figure 7.7). South Asia, Latin America and the Caribbean and Sub-Saharan Africa have the smallest shares of economies with full coverage of private land, while the OECD high-income group and Europe and Central Asia have the largest shares with full coverage.

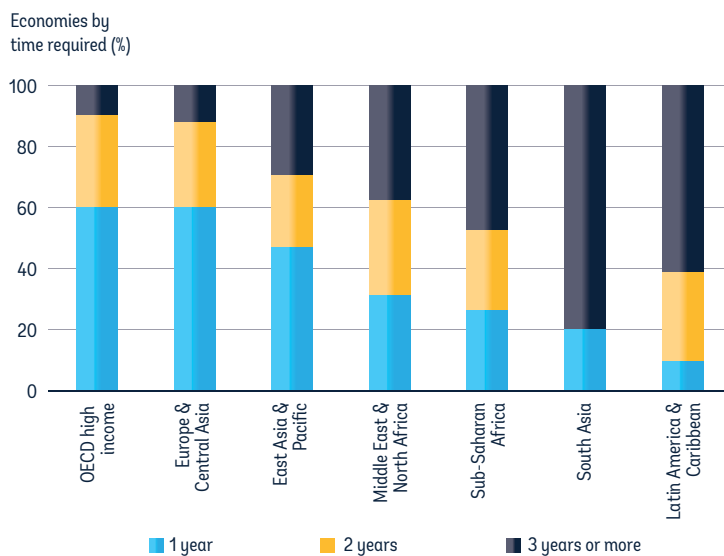
Several economies have increased the coverage of their land registry and cadastre by registering properties and the associated rights through either systematic adjudication or a more sporadic approach. Between 1984 and 2004 Thailand implemented one of the world's largest land titling programs, using efficient, systematic land titling procedures and issuing more than 8.5 million titles.<sup>19</sup> Recognized as very successful, the project has served as a model for other countries in East Asia and the Pacific.<sup>20</sup> More recently, in 2014 Rwanda completed its process of regularizing land tenure, aimed at registering all land in the country. The effort required surveying all land parcels and providing land titles to all rightful claimants. It registered 10.3 million parcels through a low-cost, community-based process starting in 2010.<sup>21</sup> With the process complete,

**FIGURE 7.7 Land registries and cadastres provide the highest coverage of private land in OECD high-income economies and Europe and Central Asia**



Source: Doing Business database.

**FIGURE 7.8 How long does it take to resolve a land dispute in the first instance?**



Note: Data refer to a standardized case involving a dispute over a property transfer between 2 domestic companies.  
Source: Doing Business database.

the land registry is now able to provide information on different categories of tenure, through a database searchable by parcel across the entire country.

### HOW TO DEAL WITH LAND DISPUTES?

In many economies disputes over

land can make up the lion's share of all disputes in court.<sup>22</sup> To prevent land disputes and better manage existing ones, the legal framework for land administration needs to assign clear responsibilities to the stakeholders involved in land transactions and provide effective mechanisms of dispute resolution that can be implemented in a consistent way and are accessible to all.<sup>23</sup> Data collected by *Doing Business* on the legal framework for land administration cover several aspects, including who is held responsible for verifying the identities of the parties to a land transaction, whether the property registration system is guaranteed, whether any specific compensation mechanism is in place, how long it takes to resolve a land dispute between 2 domestic companies in the first instance and whether statistics on land disputes are collected and made publicly available.

To help avoid land disputes, it is essential to ensure the accuracy of the information underlying land transactions and to identify cases of fraud—by verifying and authenticating the identity of parties to a property transaction and validating all property records. This can be done by the registrar or by professional agents such as notaries and lawyers, whose legal responsibilities should be clearly specified in the law. In some economies the state requires a professional agent—a public notary in France and Italy, a public officer in the Republic of Korea—to be fully responsible for the transaction.

In many economies the state provides a guarantee over property registration. Among all economies covered by the research, 149 have a property registration system backed by a state guarantee. The most advanced forms of guarantee indemnify individuals for losses suffered because of deficiencies in information provided by the registry.<sup>24</sup> In Shanghai, for example, the state will provide full compensation

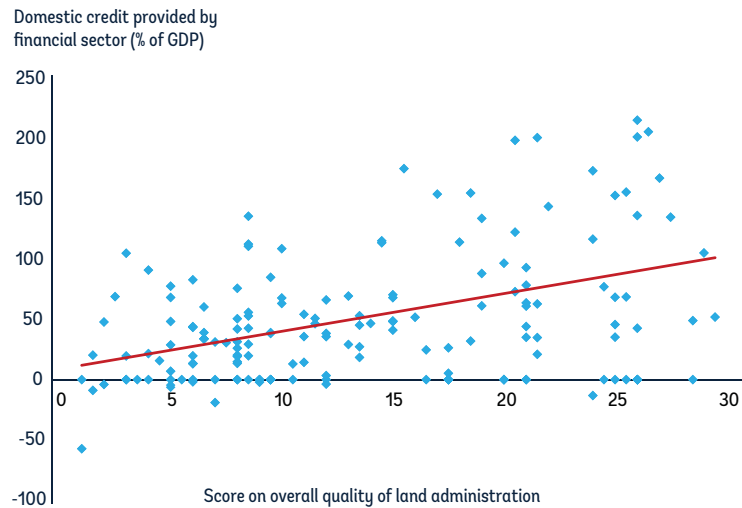
for losses due to a technical error by a public officer. In England and Wales indemnity is also payable for losses incurred because of a mistake in an official search or an official copy.

Accuracy of information in land registries can help avoid potential disputes. But when disputes do arise, alternative dispute resolution mechanisms—such as voluntary mediation procedures—can help deal with them at a preliminary stage, easing the burden on congested courts.<sup>25</sup> A dozen economies have mediation procedures specifically for land disputes. One is Liberia, which instituted a program for resolving land disputes through mediation to fill a gap left by the virtual collapse of its court system after the civil war.<sup>26</sup> The government set up the National Land Commission to address fundamental land tenure issues and develop interim measures for resolving land disputes.

When land disputes end up in court, an efficient legal system should be able to provide a timely resolution. But time requirements vary considerably across economies. Obtaining a judgment in a standard land dispute takes less than a year in 58 economies, but up to 3 years or more in another 55 economies. There is also much variation across regions. In 61% of economies in the OECD high-income group and 58% in Europe and Central Asia, land disputes can be resolved within a year. In 80% of economies in South Asia and 62% in Latin America and the Caribbean, the process usually takes 3 years or more (figure 7.8).

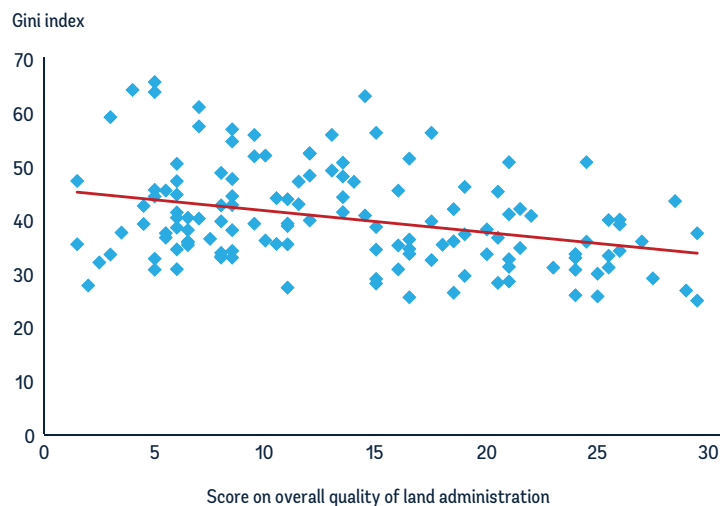
Whether a judicial system provides official statistics on the number of land disputes filed and resolved can be an indicator of its overall quality—reflecting something about how well it functions and how transparent it is. Among all economies included in the research, about 20 have such statistics available. In Finland, for example, statistics show that 1,173 land disputes were settled

**FIGURE 7.9 Good land administration systems are associated with higher levels of domestic credit provided by the financial sector**



Note: For an explanation of the scoring on the overall quality of land administration, see the note to figure 7.4. Domestic credit provided by the financial sector includes all credit to various sectors on a gross basis, with the exception of credit to the central government, which is net. The data are for the most recent year available. The correlation between the overall quality of land administration and domestic credit provided by the financial sector is 0.56. The relationship is significant at the 1% level after controlling for income per capita. The analysis is based on 150 observations. Source: Doing Business database; World Bank, World Development Indicators database.

**FIGURE 7.10 Economies with a good land administration system are likely to have lower inequality**



Note: For an explanation of the scoring on the overall quality of land administration, see the note to figure 7.4. The Gini index measures the extent to which the distribution of income or consumption expenditure among individuals or households within an economy deviates from a perfectly equal distribution. A Gini index of 0 represents perfect equality, an index of 100 perfect inequality. The data are for the most recent year available. The correlation between the overall quality of land administration and the Gini index is -0.37. The relationship is significant at the 1% level after controlling for income per capita. The analysis is based on 123 observations. Source: Doing Business database; World Bank, World Development Indicators database.

in the district courts in 2012; these resolved through court in the country. In Georgia 168 land disputes were represented about 0.25% of all disputes

resolved in 2013, accounting for 1.92% of all disputes settled by the courts of first instance. And in Latvia 324 land dispute claims were filed in 2013, representing 0.91% of all claims submitted to the courts of first instance.

### WHY DOES THE QUALITY MATTER FOR ALL?

A reliable, transparent, complete and secure land registration system plays an important part in supporting access to credit and economic growth for all. Providing a sound property registration system is a first step toward improving access to credit. Indeed, the higher the quality of the land administration system, the higher the level of domestic credit provided by the financial sector to the economy (figure 7.9).

In addition, clear property boundaries and ownership are important factors in social stability and social development. If people feel secure in their homes and on their land, they are more likely to invest in them, such as by making improvements that benefit health and well-being. Having a safe property registration system for all is associated with lower levels of inequality (figure 7.10). Economies with a reliable and transparent land administration system tend to have lower inequality and to be more inclusive.

### CONCLUSION

Expanding the registering property indicators to measure the quality of land administration systems as well as the efficiency of property transactions enriches the substance of these indicators. It provides measures of key elements of land administration systems—elements that matter for all people in a society. New data on reliability, transparency, coverage and dispute resolution show much variation in the overall quality of land administration systems among the 170 economies covered. The data also show that examples of good practice exist in all regions of the world—and will help policy makers identify those examples.

### NOTES

This case study was written by Edgar Chavez, Laura Diniz, Frédéric Meunier, Parvina Rakhimova and Marilyne Youbi.

1. UN-Habitat 2013. *Title* refers to the formal legal document serving as evidence of ownership. This document can take a range of forms.
2. Galiani and Scharogradsky 2010.
3. World Bank 1989.
4. UN-Habitat 2013.
5. UN-Habitat 2012.
6. "Provincial Government of Khyber Pakhtunkhwa and UN-Habitat Inaugurates GIS Labs for Computerization and Digitization Process of Land Records," United Nations Human Settlements Programme (UN-Habitat), October 3, 2012, [http://www.fukuoka.unhabitat.org/projects/voices/pakistan/detail01\\_en.html](http://www.fukuoka.unhabitat.org/projects/voices/pakistan/detail01_en.html).
7. Hanstad 1998.
8. UN-Habitat 2012.
9. UNECE 2012.
10. One definition of a transparent business environment is one in which individuals possess essential information about the environment in which they operate, meaning that information asymmetries do not place an unjustifiable burden on them (OECD 2002).
11. Transparency International 2011.
12. For more on the information available, see the website of Sweden's mapping, cadastral and land registration authority (Lantmäteriet) at <http://www.lantmateriet.se/en/Maps-and-geographic-information>.
13. For more on the information available, see the website of the Lithuanian Real Property Cadastre and Register at <http://www.registrucentras.lt>.
14. For more on the information available, see the website of the Land Registry of Panama at <https://www.registro-publico.gob.pa/index.php/es/icons.html>.
15. For more information, see the website of the Department of the Director General of Land and Mines of Malaysia at <http://www.kptg.gov.my/?q=en/content/complaints-enquiries>.
16. For more information, see the website of the Registrar General Department of Mauritius at <http://registrar.mof.gov.mu/English/Pages/About%20the%20department/Land.aspx>.
17. Deininger, Selod and Burns 2012.
18. UNECE 2012.
19. Burns 2004.
20. Brits, Grant and Burns 2002.
21. Gillingham and Buckle 2014.
22. Wehrmann 2008.
23. Deininger, Selod and Burns 2012.
24. Deininger, Selod and Burns 2012.
25. FAO 2012.
26. Bruce 2013.



## Getting credit

### The importance of registries

**S**mall and medium-size enterprises account for the largest share of employment in the developing world. They are also more likely than large firms to be credit constrained.<sup>1</sup> These businesses need working capital to operate, to grow and to compete in the marketplace. So access to finance is crucial to their success.

The *Doing Business* indicators on getting credit measure 2 types of institutions and systems that can facilitate access to finance and improve its allocation. One set of these indicators focuses on the secured transactions system, examining the legal rights of borrowers and lenders in secured transactions and bankruptcy laws. The second focuses on the credit reporting system, looking at the information collected and distributed through credit bureaus or registries. Research has shown that these institutions and systems work best when implemented together.<sup>2</sup>

What is an effective secured transactions system? One that promotes the availability of credit by reducing the risk to lenders of accepting movable assets as collateral. This can be achieved by taking a functional approach to secured transactions and implementing modern collateral registries—such as those in Honduras and New Zealand—to ensure their publicity.

What is an effective credit reporting system? One that provides creditors with the most relevant, reliable, timely

and sufficient credit data as well as value added services. Among the many features offered by a modern credit reporting service provider are online access to credit information and the provision of credit scores.

*Doing Business* collected new data this year to strengthen the understanding of secured transactions and credit reporting systems around the world. The strength of legal rights index has been expanded from 10 points to 12 to also cover the functional approach to secured transactions and more features of collateral registries. The depth of credit information index has been expanded from 6 points to 8 to also cover the existence of credit scoring and online platforms for exchanging credit data.

### WHY A FUNCTIONAL APPROACH TO SECURED TRANSACTIONS?

For lenders considering a loan to a small or medium-size enterprise, one of the biggest deterrents is the possibility that the borrower has hidden liens—that is, that the borrower has already given its assets as collateral to another lender. As more complex financial instruments develop and are adopted worldwide—such as factoring (where a business sells its invoices to a third party, called a factor, at a discount) or financial leases that create hidden rights over property held by the borrowing company—the need for

- *Doing Business* has expanded its measures of the legal rights of borrowers and lenders and the sharing of credit information. They now also cover the functional approach to secured transactions, more features of the collateral registry and the availability of credit scores and online access to credit information.
- A functional approach to secured transactions provides transparency and predictability for creditors—because the legal framework covers all rights in movable assets that secure the performance of an obligation, regardless of the type of transaction. Forty-seven of 189 economies have a functional approach as recorded by *Doing Business*.
- A modern collateral registry—centralized, notice-based and allowing online access—is important. Among 189 economies, 18 have such a registry, while 25 have a notice-based registry and 28 an online registry.
- Credit bureaus or registries offering online access can provide faster service and better data quality. Online access is available in 119 of 126 economies with a functioning credit bureau or registry covering at least 5% of the adult population as recorded by *Doing Business*.
- Credit scores based on credit bureau or registry data provide highly predictive measures of a borrower's future repayment capacity and so can help expand access to finance. They are offered in 64 of the 126 economies with a functioning credit bureau or registry covering at least 5% of the adult population.

a system that limits the impression of “false wealth” becomes paramount.

One way to minimize the potential for secret liens is to adopt a functional approach to secured transactions. This requires legislation that covers all rights in movable assets that are created by agreement and that secure the payment or performance of an obligation, regardless of the type of transaction or the terminology used.<sup>3</sup> In this approach what matters is no longer the form that the agreement takes (whether a floating charge or a pledge agreement, for example) but the rights and obligations that it creates.

These rights then need to be publicized through a reliable and affordable public registration system (figure 8.1). In a system that includes several registries, the registries need to be integrated to the greatest extent possible to ensure that potential creditors can easily retrieve all notices of security interests that have been recorded.<sup>4</sup>

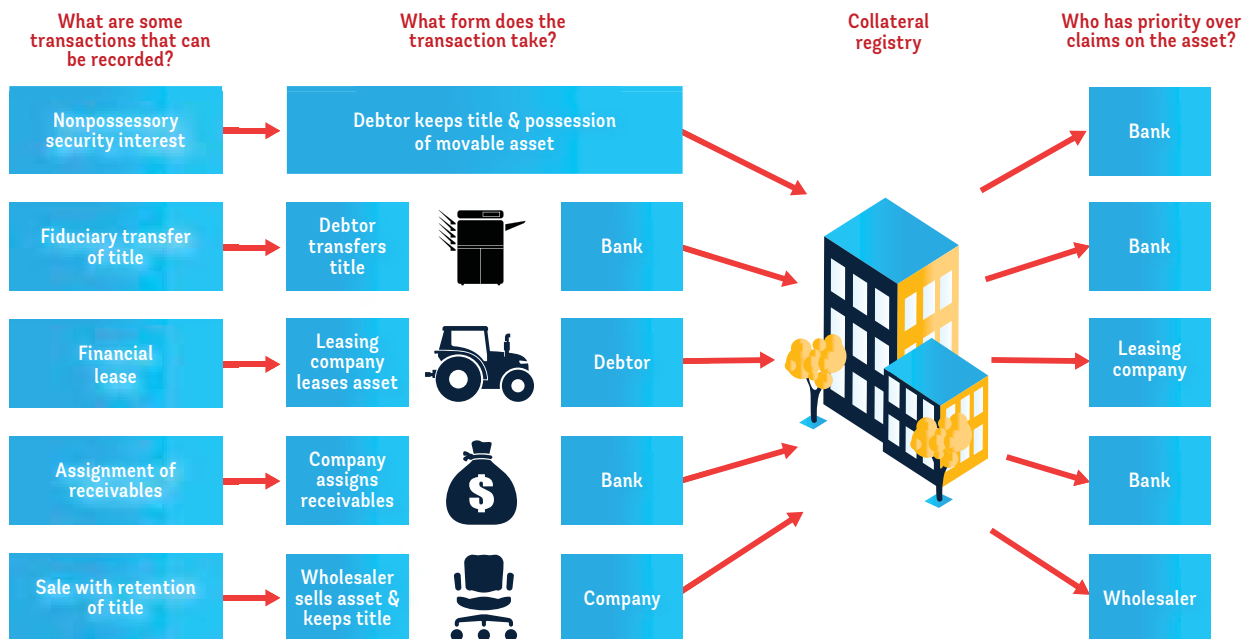
This functional approach to secured transactions, also known as the unitary model, has been promoted through model laws in regions as far apart as Eastern Europe and Latin America and the Caribbean (figure 8.2).<sup>5</sup> The functional approach has also been considered in some high-income economies whose current system poses no significant problems but where the legal community sees possible advantages in the approach.<sup>6</sup> In the European Union, as part of the efforts to harmonize private law, scholars from economies with different legal traditions have reached consensus on the importance of a single notion of security right—with pledges covered by the same rules and principles for creation, publicity and enforcement as assignments of claims, transfers of ownership, and sales and leaseback agreements.<sup>7</sup>

The benefits of a functional approach have inspired legal reforms all over the world. In Belgium a new unitary regime

will come into force in December 2014. The provisions on pledges in the country’s civil code as well as the 1919 law relating to pledges of commercial assets will be abolished,<sup>8</sup> and the distinction between the commercial pledge and civil pledge eliminated. The new legal framework will incorporate the provisions on retention of title now included in the country’s bankruptcy law and will formally recognize fiduciary transfer of title. This will create a single legal framework for all pledges over movable assets—a big step toward a functional approach to secured transactions. Once implemented, the reform will arguably be the first of its kind in Western Europe.

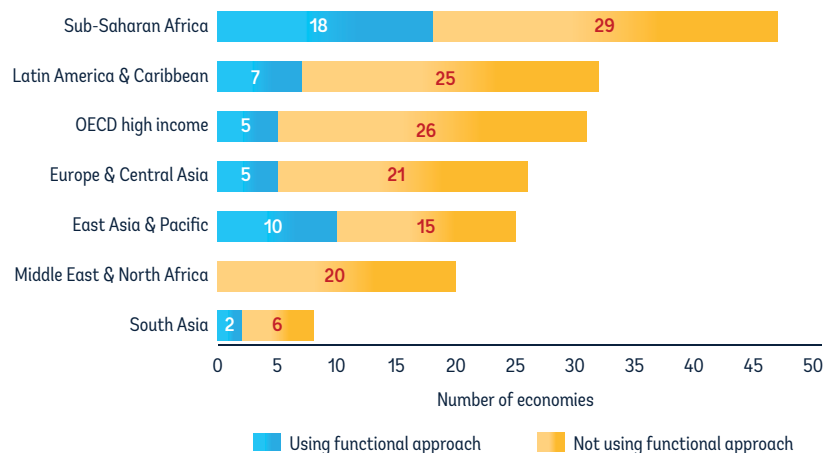
Colombia established a modern legal framework for secured transactions in the past year. The new legal framework allows the use of all types of movable assets, present or future, as collateral to secure a loan. It also regulates the functional equivalents of loans secured with movable property, such as financial leases and sales with retention of title.<sup>9</sup>

**FIGURE 8.1** Recording all types of secured transactions in a collateral registry promotes transparency



Note: Priority is established by time of registration of the security interest.

**FIGURE 8.2** How many economies have adopted a functional approach to secured transactions?



Source: *Doing Business* database.

This change is expected to increase transparency and protect the rights of creditors when taking movable property as collateral.

Jamaica also established a new legal framework to modernize its secured transactions system. The aim is to improve the availability of credit to the private sector while minimizing the risk of nonpayment of loans. The Security Interests in Personal Property Act, which came into force on January 2, 2014, repealed provisions governing traditional securities under the Agricultural Loans Act, the Bills of Sale Act and the Debenture Registration Act. The new legal framework applies to all types of security documents, including pledges, leases and floating charges.

Jamaica is following a path laid by other jurisdictions with a common law tradition. The most recent previous example was Australia's implementation of the Personal Property Security Act of 2009. The reform had a massive legal scope, replacing 77 commonwealth and state acts and regulations and affecting 30 commonwealth, state and territory agencies.

All these reforms entailed creating new collateral registries or transforming existing ones. To help in understanding

how these institutions function, the *Doing Business* indicators on the legal rights of borrowers and lenders look at several features of their operation.

## A CRITICAL PIECE—THE COLLATERAL REGISTRY

To be effective, an integrated legal framework for secured transactions needs to be accompanied by a modern collateral registry for movable assets. Such registries allow a lender to take security rights in an asset without having to take physical custody of it. The debtor retains title and possession. Without registration of these transactions, there is no transparent security for the lender and no assurance that the lender is the only one laying claim to the asset. Collateral registries both enable potential creditors or buyers to discover any existing liens over property and allow them to register their own security interest, establishing priority over other creditors in case of the debtor's default.<sup>10</sup>

Studies show that a new collateral registry can have a substantial economic impact. In economies that introduce one, access to bank finance rises by about 8 percentage points on

average, while interest rates decline by about 3 percentage points and the terms of loans increase by about 6 months.<sup>11</sup> Experience shows how active collateral registries can be, even in countries with small populations. In 5 such countries that recently created registries and reformed secured transactions laws—the Marshall Islands (2010), the Federated States of Micronesia (2007), the Solomon Islands (2009), Tonga (2011) and Vanuatu (2009)—the number of filings had reached a total of more than 20,000 by January 31, 2014, while the number of searches had exceeded 60,000.<sup>12</sup> In Australia, whose 2009 reform included implementing a new collateral registry, the number of filings exceeded 2 million in 2013 alone, while the number of searches exceeded 6 million.<sup>13</sup> Implementing and maintaining a modern and well-functioning collateral registry may entail significant financial and administrative efforts. It is encouraging to note that, costs notwithstanding, a number of low-income countries have found the associated investments to be fully justified when examined in light of other benefits for the economy at large.

## Key features of a modern collateral registry

As model laws and legislative guides have evolved with technology over the years, they have encapsulated a set of good practices that serve as generally accepted standards for modern collateral registries. These include using notice-based registration, allowing online access to data and centralizing registries.

While traditional registries usually require a copy of the loan agreement or other documents, notice-based registries require no documentation other than a simple generic form that records the existence of a security interest, providing the names of the creditor and the debtor as well as a general description of the collateral asset and the obligation secured. This



avoids the need for a specialist to review lengthy documents, which can be costly and time-consuming. It also improves the quality of registration: with less documentation, the potential for errors is minimized. Notice-based registration has also been successfully adopted for other registration systems, such as patent and trademark registries.

Online systems allow users to perform searches and register security interests from anywhere and at any time. Unlike with paper-based systems, there is no need for users to appear before the registrar and wait their turn to enter information in the registry index. Online registration also transfers the burden of preventing errors to the interested party.

Centralized registries enable potential creditors to determine whether an asset has been pledged as collateral by

searching a single database, regardless of the location of the borrower. To be effective, these registries also need to allow searches based on unique search criteria—such as a debtor's unique identifier (or name, if no unique identifiers exist) or a serial number (for serial-numbered assets such as vehicles)—and they need to encompass both legal and natural persons as well as all types of assets. Where registries are not centralized, searches can be time-consuming and even useless. In the fragmented collateral registry system for chattel mortgages in the Philippines, for example, finding out whether an asset is mortgaged requires submitting a request to more than a hundred registries.

### Different legal traditions, different practices

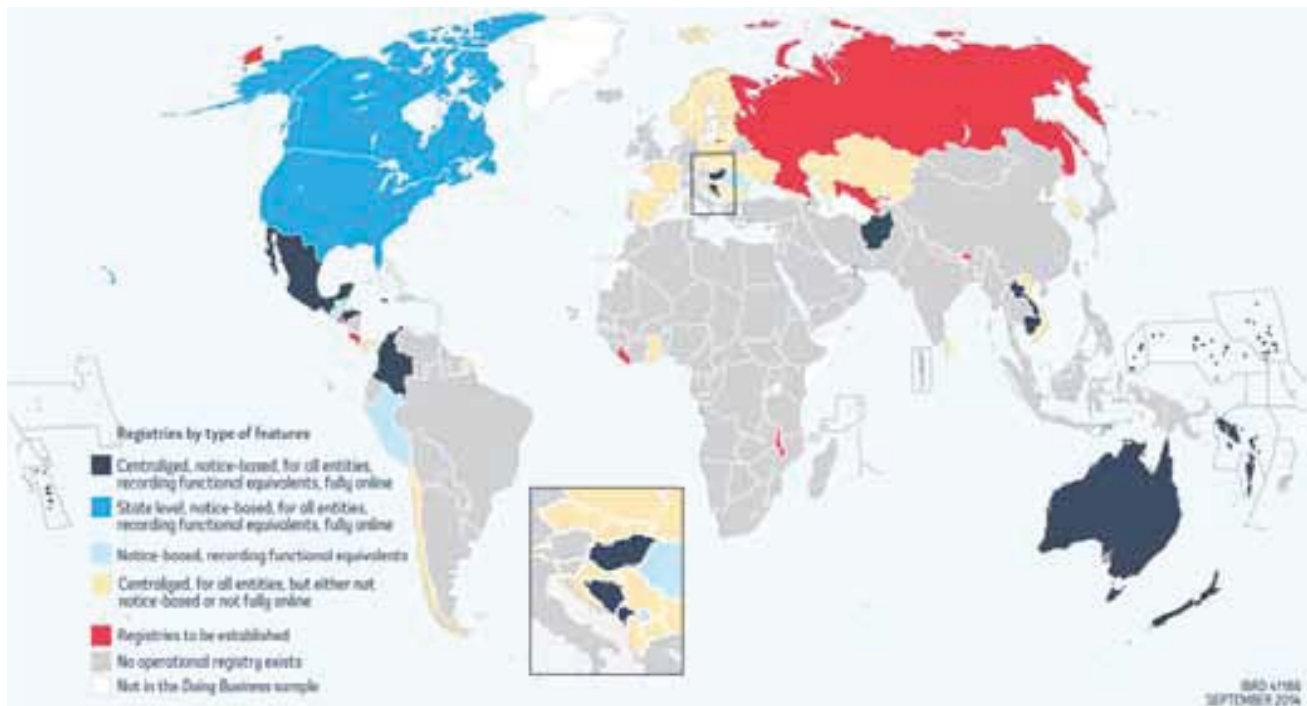
While the registration of collateral claims is common practice in many

economies, the type and role of registries may vary depending on the legal tradition. In some economies with a common law tradition, rights over movable property are customarily recorded in separate registries for incorporated and nonincorporated entities. For example, not all security instruments may be available to both companies and sole proprietorships or registered at the same place.

In some civil law economies registration of securities takes place at the local court of first instance or at the commercial registry. In many other economies there is no requirement at all to register security interests over movable property (figure 8.3).

The strength of legal rights index is consistent with good practices in secured transactions law, such as allowing both incorporated and

**FIGURE 8.3** Which economies have collateral registries—and of which type?



Note: The map reports operational collateral registries as recorded by *Doing Business*—those that are for all entities, are centralized geographically and by asset type and have an electronic database indexed by the debtor's name or unique identifier. Functional equivalents to traditional security interests include financial leases, sales with retention of title, assignments of receivables and fiduciary transfers of title, among others. Registries that are fully online allow searches, registrations, amendments and cancellations to be carried out online by any party with a legitimate right to do so.

Source: *Doing Business* database.

nonincorporated companies to create security interests over all categories of movable assets. Good practices also call for registering all types of security interests and functional equivalents at the same place—including financial leases, sales with retention of title, assignments of receivables, fiduciary transfers of title and tax liens—to ensure that they are not hidden from prospective creditors or buyers. The indicator focuses on the first 4 of these functional equivalents and rewards economies in the scoring if at least 3 of them are recorded at the same collateral registry. This unitary approach has increasingly become part of the secured transactions reforms in Central and Eastern Europe, most recently in Hungary. But because of different approaches in their implementation, the wave of reforms in the region has not led to consistent results.<sup>14</sup>

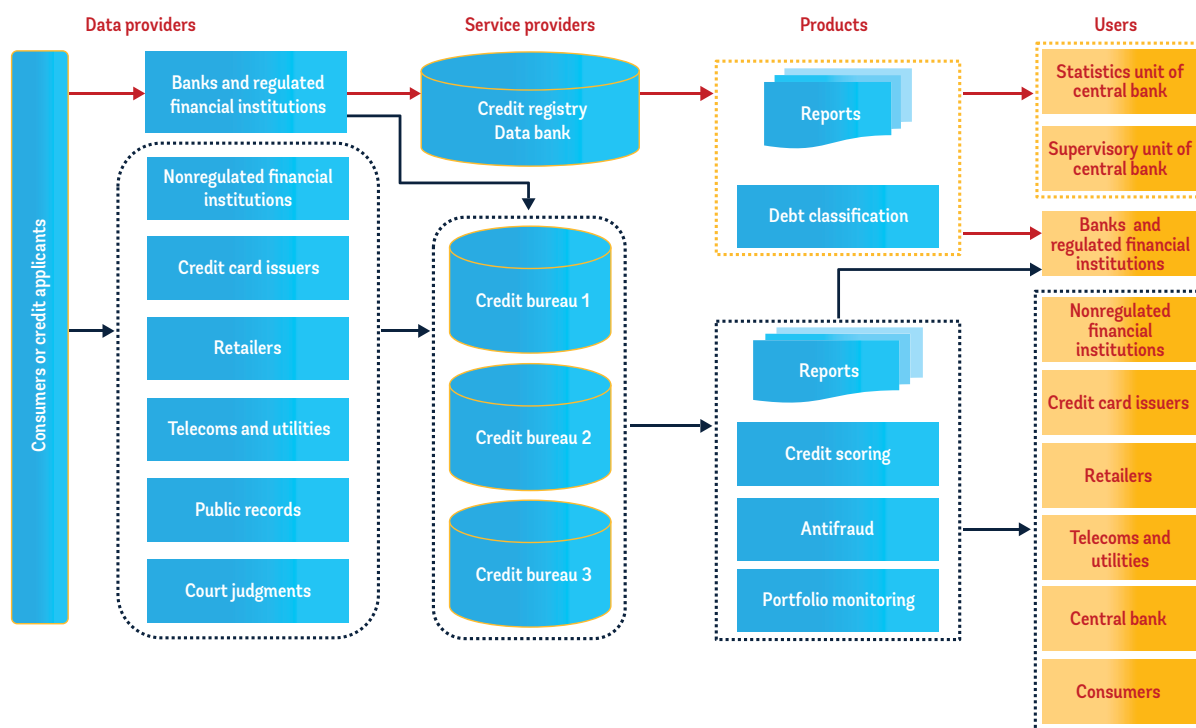
## WHY ARE CREDIT BUREAUS AND REGISTRIES IMPORTANT?

Credit reporting service providers can be grouped into 2 main types: credit bureaus, which aim primarily to improve the quality and availability of data that creditors need to make informed decisions, and credit registries, which seek mainly to support banking supervision while also improving the quality and availability of data for supervised financial intermediaries (figure 8.4). (In practice, many credit bureaus also support financial supervision activities, and some credit registries also aim to improve data for creditors.) While their primary objectives might differ, both types serve the same purpose: reducing information asymmetries to help increase access to credit. They also improve borrower discipline, lower interest rates and support bank supervision and credit risk monitoring.

Borrowers have more information about their past credit behavior and current financial situation than creditors do. This makes it hard for individuals and small firms trying to get a loan to make their case to lenders. Banks are more likely to lend to larger firms, which usually are required to adopt international accounting standards, are more transparent and bear less risk of default.<sup>15</sup>

By collecting information on individuals and small firms, credit bureaus and registries provide banks with the information they need to assess creditworthiness. This information sharing helps poor people and micro and small businesses.<sup>16</sup> It can especially benefit new entrepreneurs, by enabling formal credit providers to check their past repayment patterns and track their current credit behavior.<sup>17</sup> A 2007 study found that in developing economies access to credit grew twice as fast

FIGURE 8.4 How credit information flows in a system with both a credit registry and credit bureaus



Note: Some economies have only a credit registry, some have only one or more credit bureaus, and some have both a credit registry and one or more credit bureaus. Credit bureau networks tend to be more complex than credit registry networks because they generally include a larger variety of data providers and data users.

Source: World Bank 2011a, p. 51.

for small firms as for large ones after new credit reporting systems were introduced.<sup>18</sup>

Good credit reporting systems combined with strong rule of law can be a catalyst for growth in frontier economies with many young firms and entrepreneurial ventures. Research based on World Bank Enterprise Survey data from 123 countries found that in those with better credit reporting systems, younger firms have better access to bank finance than older firms do.<sup>19</sup> Credit information systems also reduce firms' reliance on informal credit, whose high interest rates and lack of protections can be destabilizing both to the firms and to the overall economy.

Sharing credit information can improve borrower behavior and reduce interest rates. According to a study surveying more than a thousand consumers in the United States with primary or joint responsibility for paying bills, half said

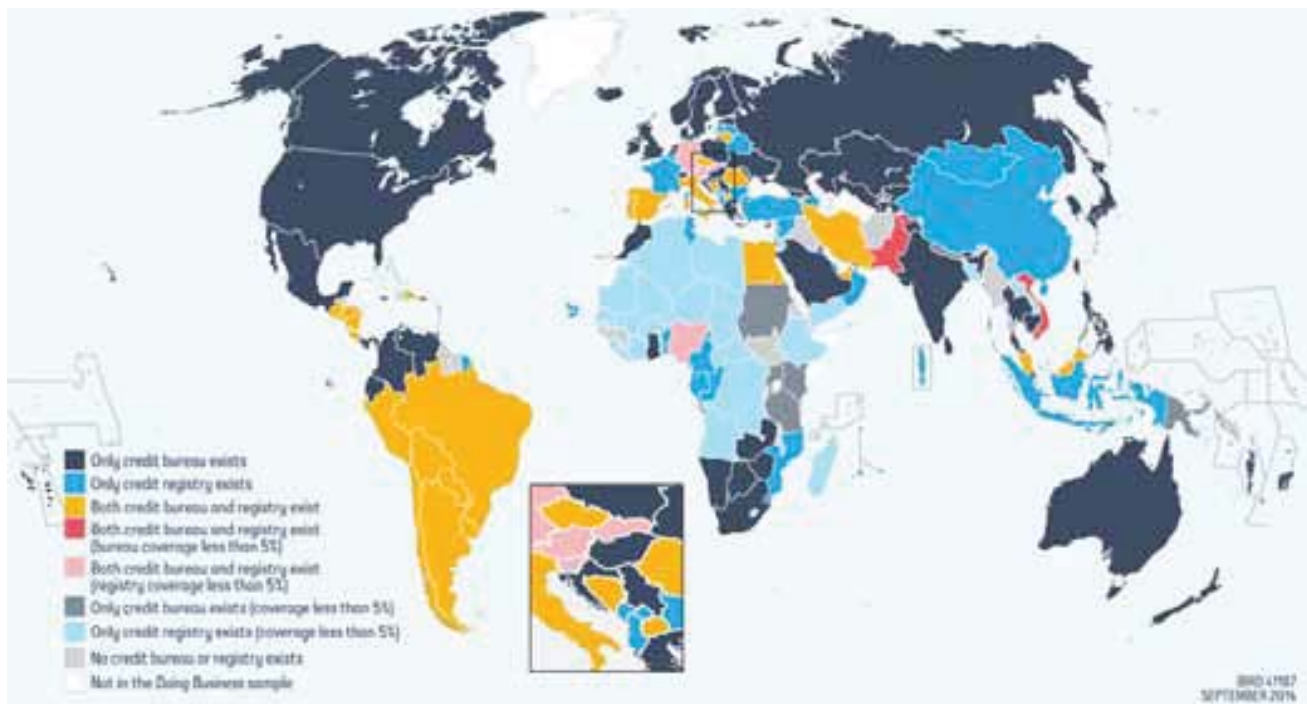
that they would be more likely to pay their bills on time if those payments were fully reported to credit bureaus and could affect their credit score.<sup>20</sup> A study in Albania found that loans given after the launch of its credit registry were 3 percentage points less likely to turn problematic.<sup>21</sup> And when credit reporting compels borrowers to establish consistent repayment patterns, financial institutions face less uncertainty in their debt exposure and can lower interest rates.<sup>22</sup>

Credit information systems also help maintain the health of financial systems, with credit registries enabling policy makers and regulators to monitor large flows of money and credit bureaus allowing them to assess developments in credit markets and interest rates. One study found that credit registries played a valuable role in calculating credit risk for capital and in supervising and checking banks' internal ratings in Argentina, Brazil and Mexico.<sup>23</sup>

Coverage by credit bureaus and registries is extensive, encompassing more than 2 billion individuals and 120 million firms worldwide by January 2014.<sup>24</sup> The number of economies with a credit bureau covering at least 5% of the adult population as recorded by *Doing Business* grew from 49 of 145 economies in 2004 to 94 of 189 in 2014—while the number with a credit registry covering at least 5% increased from 22 of 145 economies to 58 of 189 (figure 8.5). Globally, 28 economies have both a credit registry and a credit bureau covering at least 5% of the adult population.

Coverage continues to grow as economies establish or enhance credit reporting systems. Several did so in the past year. In Jamaica 2 new credit bureaus, Creditinfo Jamaica and CRIF-NM Credit Assure Limited, having received licenses in 2012, began serving banks and financial institutions in 2013. Thanks to the launch of their operations, Jamaica was the economy that made the biggest

**FIGURE 8.5** Which economies have a credit bureau or registry?



Note: Coverage is the number of individuals and firms covered as a percentage of the adult population. The map reports operational credit reporting service providers as recorded by *Doing Business* that have a coverage of at least 0.1% of the adult population.

Source: *Doing Business* database.

improvement in credit reporting in 2013/14.

Three other economies also developed new credit reporting systems in the past year. The Democratic Republic of Congo's central bank established a credit registry by launching an electronic credit reporting system, YSYS-CERI, in April 2013. Tanzania's central bank licensed the country's first credit bureau, Creditinfo Tanzania, in June 2013, and its second credit bureau, Dun & Bradstreet Credit Bureau Tanzania, in September 2013. Vietnam's first credit bureau, Vietnam Credit Information, started operating in January 2014. By April it was providing credit information to 23 of 47 commercial banks in the country as well as market education and training.

Some economies have development plans under way. In June 2013 the West African Economic and Monetary Union set up a legal framework providing for the establishment of credit bureaus in member states. Two have adopted the law so far, Senegal in January 2014 and Côte d'Ivoire in March 2014.

## FEATURES OF MODERN CREDIT INFORMATION SYSTEMS

The vast majority of credit reporting service providers offer online access to their databases, which provides data users with faster, more efficient service and can ensure better data quality. Many also provide credit scores based on credit bureau or credit registry data as a value added service. These scores are different from those developed on the basis of individual lenders' data and provide a highly predictive measure of a borrower's repayment behavior. Online access and credit scoring are 2 of many features that define a modern credit reporting system.

### The efficiencies of online access

More efficient credit reporting service providers share their data online. Offering online access for subscribed banks and financial institutions has become a must for many credit bureaus and registries. One way to do so is through an online platform accessed with a traditional internet browser. This kind of system allows a user to connect once it has validated the user's log-in information. Once connected to the system, the user can retrieve credit reports autonomously.

Another way to provide online access is through a system-to-system connection, where the user's system is connected to and integrated with the credit reporting service provider's system. Both parties have software installed that allows host-to-host connectivity without human interaction. Data are updated automatically, and users retrieve credit information by accessing their own system, with no need to log into the service provider's system.<sup>25</sup>

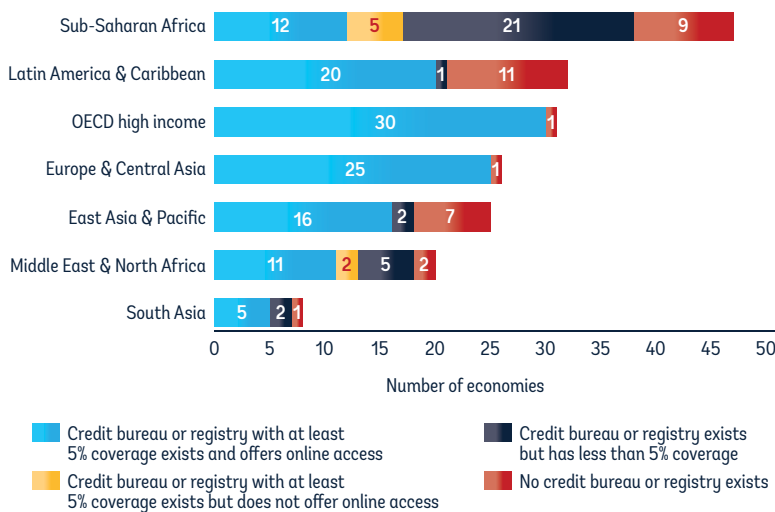
Online access to data is fast and can ensure transparency, data quality and security. A system-to-system

connection further ensures system efficiency and high service standards for users because it eliminates data duplication, reduces the risk of human error and allows the streamlining of work flows with appropriate business and validation rules. These advantages may encourage more data providers to share information with the credit bureaus and registries.

Online access is widespread. In 119 of 126 economies with a functioning credit bureau or registry covering at least 5% of the adult population as recorded by *Doing Business*, data users can access borrowers' credit information online. Globally, data providers and users can exchange credit information electronically in 94 of the economies with a credit bureau that covers at least 5% of the adult population—and in 50 of those with a credit registry that does so.

In East Asia and the Pacific, Europe and Central Asia, Latin America and the Caribbean, the OECD high-income group and South Asia data providers and users can exchange data electronically in all economies that have a functioning credit bureau or registry covering at

**FIGURE 8.6** How many economies have a credit bureau or registry providing online access to credit data?



Note: Coverage is the number of individuals and firms covered as a percentage of the adult population.

Source: *Doing Business* database.

least 5% of the adult population (figure 8.6). In the Middle East and North Africa this is the case in about 85% of economies that have such a credit bureau or registry, while in Sub-Saharan Africa it is the case in only 71%.

Online access to credit reporting systems is growing in the developing world. Ethiopia's central bank established a credit information center to allow banks to submit data and inquiries electronically. A pilot program was launched in August 2011 with 3 commercial banks, and by April 2012 the online system was fully implemented. Today 17 Ethiopian banks are registered as data users and provide monthly updates. The objective for the online system is to preserve and distribute 5 years of historical data on the repayment status of all loans.

Bangladesh's central bank (Bangladesh Bank) launched an online system for its credit information bureau in July 2011 to allow banks and other financial institutions to exchange information on borrowers and loan repayments electronically. Before, Bangladesh Bank had a semiautomatic system

in place: banks provided information on computer disks and had to pick up printed copies of credit reports from Bangladesh Bank's office.

Paraguay's central bank introduced a new online system in April 2011. This system is aimed at improving both the credit registry's efficiency—by reducing the time it takes to verify credit information from one week to just a few minutes—and the accuracy of data. The system, called Red de Comunicación Financiera, allows financial institutions to transfer data to the credit registry and access credit information on both firms and individuals.

### The predictive value of credit scores

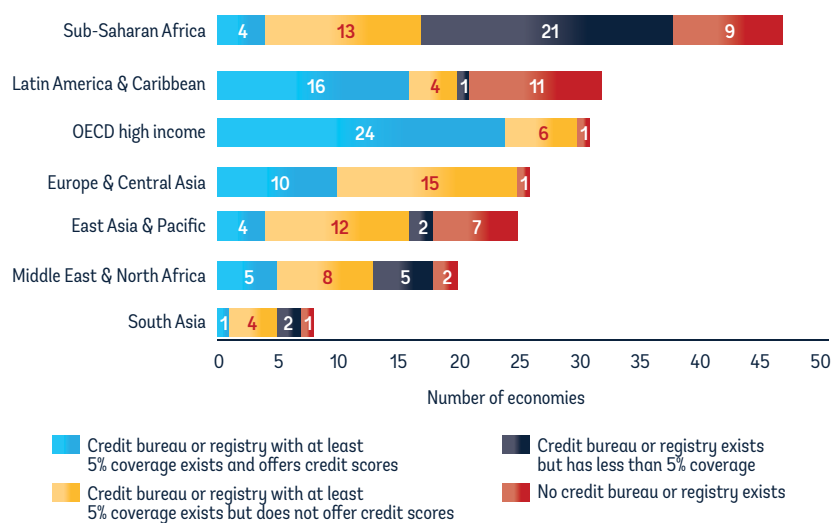
Many credit bureaus and registries provide value added services to data users. These include credit scoring, marketing services, portfolio monitoring, fraud detection and debt collection. An important tool in expanding access to finance is credit scoring, a statistical method of evaluating the probability that a prospective borrower will fulfill the financial obligations associated with a loan.

Credit scores based on credit bureau or credit registry data pool information across many creditors as well as some public information sources. They therefore include characteristics otherwise unavailable to any individual creditor, such as total exposure, number of outstanding loans and previous defaults within the system. Credit scoring models typically incorporate historical data such as defaults, positive payment behavior and previous inquiries. To sharpen the predictive value of credit scores, credit bureaus and registries also are increasingly collecting data from a wider range of sources (such as bankruptcies and court judgments). As a result, credit scores generally have a higher predictive value than assessments derived from credit histories alone.<sup>26</sup>

Credit scores may improve market efficiency and provide borrowers with more opportunities to obtain credit. The availability of credit scores allows lenders that would otherwise not be capable of analyzing the raw credit data to extend credit to underserved markets at lower cost.

Credit scoring based on credit bureau or credit registry data is offered in 64 of 126 economies with a credit reporting service provider covering at least 5% of the adult population as measured by *Doing Business*. This value added product is most widely available in Latin America and the Caribbean and the OECD high-income group, offered in 80% of economies with a credit bureau or registry covering at least 5% of the adult population—compared with 40% in Europe and Central Asia, 38% in the Middle East and North Africa, 25% in East Asia and the Pacific and 24% in Sub-Saharan Africa (figure 8.7). In South Asia credit scores are offered in only 1 of 5 economies with a credit reporting service provider covering at least 5% of the adult population.

**FIGURE 8.7** How many economies have a credit bureau or registry providing credit scores?



Note: Credit scores are those based on credit bureau or registry data. Coverage is the number of individuals and firms covered as a percentage of the adult population.

Source: *Doing Business* database.

**FIGURE 8.8 Economies with stronger systems for secured transactions and credit reporting have higher levels of domestic credit provided to the private sector**



Note: Domestic credit to private sector refers to financial resources provided to the private sector by financial corporations, such as through loans, purchases of nonequity securities, and trade credits and other accounts receivable, that establish a claim for repayment. The correlation between the distance to frontier score for getting credit and domestic credit to private sector as a percentage of GDP is 0.34. The relationship is significant at the 1% level after controlling for income per capita.

Source: *Doing Business* database; World Bank, World Development Indicators database.

## WHAT ARE THE LINKS WITH ACCESS TO CREDIT?

Where the legal framework provides stronger protection of secured creditors' rights and credit reporting systems provide more relevant, reliable, timely and sufficient data, the private sector tends to have better access to credit. Analysis of data collected for the strength of legal rights and depth of credit information indices confirms that economies that score high on these indices also have higher levels of domestic credit provided to the private sector by financial institutions (figure 8.8).

The results show that both transparency in the secured transactions system and access to credit information—elements that create predictability for secured creditors and provide lenders with tools to assess the creditworthiness of borrowers—are associated with a higher level of private sector credit, and this leads to more business creation or expansion in the long term. Nevertheless, there are many other factors that constrain or enable firms'

access to credit, and these should be taken into account when analyzing an economy's credit market.

## CONCLUSION

Effective systems for secured transactions and credit reporting can improve access to finance for small and medium-size enterprises. This is confirmed by the data for the expanded indicators on getting credit, which this year also cover the functional approach to secured transactions, more features of the collateral registry and the availability of credit scores and online access to credit information. Analysis of these data shows a significant correlation between better performance on the getting credit indicators and higher levels of domestic credit provided to the private sector by financial institutions. Used in conjunction with other indicators measuring factors that affect firms' access to credit, the getting credit indicators can contribute to a better understanding of credit markets.

## NOTES

This case study was written by Iana Ashchian, Catrice Christ, Santiago Croci Downes, Salima Daadouche, Nan (Charlotte) Jiang, Magdalini Konidari and Yasmin Zand.

1. Kuntchev and others 2012.
2. Djankov, McLiesh and Shleifer 2007.
3. UNCITRAL 2007.
4. World Bank 2011b.
5. The European Bank for Reconstruction and Development has used its 1994 Model Law on Secured Transactions to promote a functional approach in Eastern Europe, while the Organization of American States has used its 2002 Model Inter-American Law on Secured Transactions to promote the approach in Latin America and the Caribbean.
6. According to a discussion paper by the City of London Law Society (2012, p. 3), "the advantage of this approach would be that all aspects of the law relating to secured transactions could be set out in one place. This would make it more accessible to those involved in taking or granting security, including those from outside England who engage in cross-border financing. It could also result in useful clarification and simplification of the law."
7. Study Group on a European Civil Code and Research Group on EC Private Law (Acquis Group) 2009.
8. The relevant provisions of the Belgian Civil Code are in articles 2071–84 on pledge.
9. Law 1676, article 3.
10. Alvarez de la Campa 2011.
11. Love, Martínez Pería and Singh 2013.
12. Asian Development Bank 2013.
13. Data provided by the Australian Financial Security Authority.
14. Tajti 2013.
15. Jappelli and Pagano 2002; Behr, Entzian and Guettler 2011; Brown, Jappelli and Pagano 2009.
16. Luoto, McIntosh and Wydick 2004; Brown, Jappelli and Pagano 2009.
17. Chavis, Klapper and Love 2010.
18. Brown and Zehnder 2007.
19. Chavis, Klapper and Love 2010.
20. Turner and others 2009.
21. Behr and Sonnekalb 2012.
22. Brown and Zehnder 2007; Luoto, McIntosh and Wydick 2004; Brown, Jappelli and Pagano 2009; Behr, Entzian and Guettler 2011.
23. Powell and others 2004.
24. Statistics refer to the number of individuals and firms covered in 126 economies with functioning credit bureaus and registries covering at least 5% of the adult population as recorded by *Doing Business*.
25. IFC 2012.
26. World Bank 2011a.



# Protecting minority investors

## Going beyond related-party transactions

- *Doing Business* introduces 3 new measures of minority investor protections this year—indices on shareholders' rights and role in major corporate decisions, on governance structure and on corporate transparency.
- Economies with the most developed securities markets tend to have the highest average scores on the 3 new indices.
- On average, OECD high-income economies offer the strongest protections as measured by the new indices and continue to provide the strongest protections as measured by the existing ones.
- Among 189 economies worldwide, India follows the largest share of the good practices measured by the new indices.
- On average, shareholders of listed companies are more protected than those of nonlisted companies.
- Overall, minority investors are more protected in economies that distinguish between shareholders of listed companies and shareholders of nonlisted ones.

A corporation is a legal entity distinct from its founders. This essential separation enables a business to flourish or fail separately from the personal assets and interests of its members (whether owners, directors or employees). The advantages of untying a business from its founders are such that the corporation has today become the most common form of commercial entity around the world.

But the separation also creates risks. Without a proper structure and allocation of duties and rights, and without clarity in decision-making processes, corporations can quickly become incapable of generating any wealth. Without adequate safeguards, corporations can become vulnerable to abuse, with insiders using corporate assets for personal gain to the detriment of other stakeholders. If such abuses become widespread in an economy, they can deter investors from participating in any corporation. The quality of the rules and regulations governing corporations is therefore fundamental to functioning markets and wealth-generating economic activity.

The *Doing Business* indicators on protecting minority investors analyze the regulation of related-party transactions and shareholder access to judicial redress as a proxy for an economy's overall corporate governance standards and ease of access to financing from capital markets. Stronger protection of minority shareholders in

prejudicial related-party transactions is associated with a higher level of development in capital markets—as reflected by such indicators as higher market capitalization, larger numbers of listed domestic firms, more initial public offerings and lower private benefits of control.<sup>1</sup>

For entrepreneurs seeking to develop or expand a business, access to external financing is a crucial concern. Stronger legal protection of minority investors increases the confidence of investors in markets, making them more likely to invest. Econometric research shows that investors' willingness to provide entrepreneurs with equity capital is a significant factor in the development of financial markets, which in turn promotes economic development.

Recent studies provide empirical evidence that corporate governance standards aimed at protecting minority shareholders promote positive economic outcomes at the country and firm level. To that end, certain aspects of corporate governance are particularly important—such as board composition and independence, firm transparency and disclosure, and the rights of shareholders relative to the board of directors and management. Sound rules and regulations in these areas of corporate governance can minimize the agency problem between majority and minority shareholders as well as that between minority shareholders and the board of directors and management.

Specifically, greater shareholder protection is associated with larger capital markets,<sup>2</sup> a lower cost of capital, higher cash flows, more efficient firm-level resource allocation<sup>3</sup> and greater firm valuation<sup>4</sup> and performance.<sup>5</sup> In addition, numerous studies suggest that investors will charge higher rates to provide financing if they are not assured of an adequate return or if they fear expropriation by corporate insiders.<sup>6</sup> In other words, greater shareholder protection reduces the cost of equity by mitigating the agency problem between minority shareholders and managers in relation to diverging interests in the allocation of company resources. Several other studies highlight the positive impact on firm-level resource allocation and long-term returns of having audit committees, of ensuring the independence of the board and of having different people serve as chief executive officer (CEO) and chair of the board.<sup>7</sup>

### WHAT DO THE INDICATORS NOW MEASURE?

Since their inception, the *Doing Business* indicators on protecting minority investors have been measuring minority shareholder protections against directors' misuse of corporate assets for personal gain. This is done by positing specific sets of assumptions about a transaction between 2 companies that involves a clear conflict of interest. This transaction is tested against the regulations of each of the 189 economies covered by *Doing Business* to determine who can approve the transaction, what disclosure must be made, who can be held liable if the transaction causes losses, what sanctions decision makers incur and what evidence shareholders can obtain to help them win their case if they choose to initiate a legal action in court.

*Doing Business* continues this exercise and, starting in this year's report, also

measures other aspects of corporate law that are unrelated to this transaction but that are also indicative of the strength of protection of minority shareholders. This is particularly important to identify additional areas of potential improvement for policy makers and to provide researchers with a broader set of data for analyzing the relationship between corporate governance and economic outcomes (box 9.1).

The fundamental development goal of promoting greater access to finance for entrepreneurs by encouraging regulation conducive to investment in capital markets remains the same—and is indeed reinforced by the provision of data on a more comprehensive array of issues. To expand the coverage of the indicators, the *Doing Business* team first used academic literature and institutional reports to identify regulatory good practices that support the relevant policy goals (box 9.2). The team then selected those that could be objectively measured and independently justified, that offer variation across economies and that lend themselves to data collection and verification through the annual *Doing*

#### BOX 9.1 What is new in the protecting minority investors indicators?

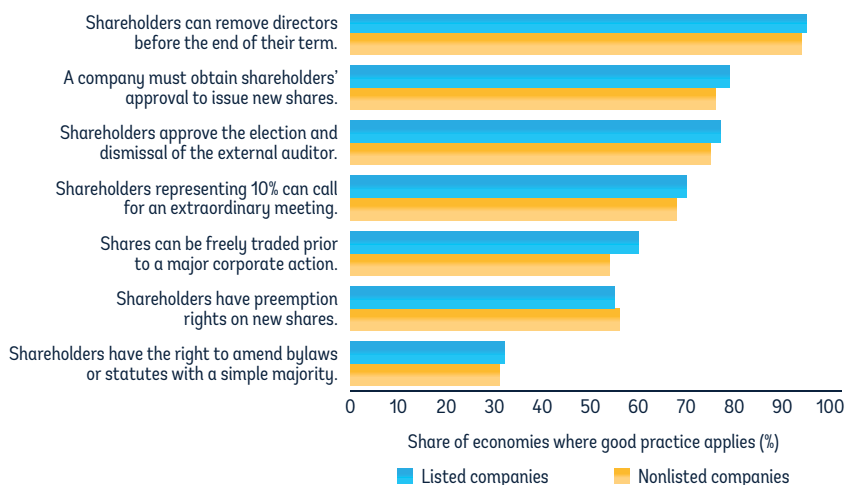
- Name changed from protecting investors to clarify what is measured by the indicators—and what is not.
- Three indices added to measure protections in matters beyond conflicts of interest: extent of shareholder rights index, strength of governance structure index and extent of corporate transparency index.
- Ease of shareholder suits index expanded to take into account the allocation of legal expenses.

See the data notes for a detailed description of changes and additions to the methodology.

Business questionnaire on minority investor protections.

Previously the protecting minority investors indicators assessed 18 components of the quality of regulations. Now 20 additional components that strengthen the rights of minority investors are measured, by 3 new indices: the extent of shareholder rights

**FIGURE 9.1 Shareholder rights in listed and nonlisted companies are consistent in most economies**



Note: The good practices are those measured by the extent of shareholder rights index. Source: *Doing Business* database.



index, the strength of governance structure index and the extent of corporate transparency index. In addition, a new component on the allocation of

legal expenses associated with shareholder litigation has been added to the existing ease of shareholder suits index.<sup>8</sup>

### **Extent of shareholder rights index**

The ability of shareholders to influence important corporate decisions—such

#### **BOX 9.2 Standard setters and good practices**

Corporate governance practices around the world have been converging over the past 2 decades. This convergence is being driven by a group of global standard setters to which governments look for guidance on how to strengthen their corporate governance, financial reporting and securities regulations. It is also being driven by capital market trends—such as the growing use of cross-listings and dual listings—that lead to the adoption of common regulatory practices.

##### **Corporate governance**

The Organisation for Economic Co-operation and Development (OECD) has been establishing increasingly influential good practices in such areas as related-party transactions, conflicts of interest, approval requirements and disclosure obligations. The methodology for the protecting minority investors indicators promotes good practices recommended by the *OECD Principles of Corporate Governance*.<sup>a</sup>

For example, the indicators measure whether the division of responsibilities among shareholders, officers, directors, outside auditors and regulators is clearly articulated in cases of conflict of interest, in line with OECD principle 1 on corporate governance (*ensuring the basis for an effective corporate governance framework*). They also capture the rights of minority shareholders to be informed about, and to participate in, general shareholder meetings and decisions relating to extraordinary transactions, consistent with principle 2 (*rights of shareholders and key ownership functions*). They investigate rules relating to insider trading and whether all shareholders of the same series of a class are treated equally, in line with principle 3 (*equitable treatment of shareholders*). And the extent of disclosure index directly follows principle 5 (*disclosure and transparency*), while the extent of director liability index echoes principle 6 (*responsibilities of the board*).

##### **Financial reporting and accounting**

The convergence of accounting standards has helped develop good practices in financial reporting. Two organizations—the International Accounting Standards Board, an independent body that sets the International Financial Reporting Standards (IFRS), and the Financial Accounting Standards Board (FASB), a U.S.-based organization that develops the Generally Accepted Accounting Principles (US GAAP)—have focused on driving this convergence over the past 15 years, issuing unified accounting standards for use by companies worldwide in both domestic and cross-border financial reporting.

IFRS and US GAAP principles mandate strict financial disclosure with the aim of reducing information asymmetries between companies and investors. An important benefit of a single set of high-quality, globally accepted accounting standards is that investors can understand and compare the financial results of any company in the world. For this reason many jurisdictions incorporate IFRS and, to a lesser extent, US GAAP into their domestic reporting systems.<sup>b</sup>

##### **Securities regulations**

The International Organization of Securities Commissions (IOSCO) is an association of organizations that regulate securities markets. Its more than 200 members, which oversee more than 95% of the world's securities markets, cooperatively develop, implement and promote standards of regulation, oversight and enforcement to protect both investors and markets.<sup>c</sup>

Another important driver of convergence in securities regulations is the increase in cross-listings and dual listings. To appeal to more risk-averse investors, companies in emerging markets are listing on more developed stock exchanges—such as the London Stock Exchange, the New York Stock Exchange or NASDAQ—in addition to their home country exchanges. Research has found that cross-listing on a U.S. stock exchange by a non-U.S. firm is associated with a significantly positive stock price reaction in the home market.<sup>d</sup> One reason is that cross-listing in the United States forces firms incorporated in jurisdictions with poor investor protection and enforcement systems to commit themselves to higher standards of corporate governance—and this increases the companies' valuation by attracting otherwise reluctant foreign investors.

a. OECD 2004.

b. U.S. Securities and Exchange Commission 2012.

c. "Advancing the SEC's Mission through International Organizations," U.S. Securities and Exchange Commission, [http://www.sec.gov/about/offices/oia/oia\\_intlorg.shtml](http://www.sec.gov/about/offices/oia/oia_intlorg.shtml). For more information on IOSCO, see its website at <http://www.iosco.org/about/>.

d. Huang, Elkinawy and Jain 2013.

as appointing and removing board members, issuing new stock and amending the company’s bylaws—is key to avoiding abuses by corporate insiders. In measuring this aspect *Doing Business* gives particular attention to the allocation of power between shareholders and management; studies have shown that greater power in the hands of shareholders can lead to greater management attention to shareholder interests and therefore to increased investment (figure 9.1).

**Strength of governance structure index**

Legally mandating separation between corporate constituencies can directly minimize potential agency conflicts. For example, risks associated with conflicts of interest increase exponentially when a CEO can also be chair of the board of directors or when there is no requirement for a minimum number of independent directors. *Doing Business* tracks legal requirements that strengthen the governance structure of companies, such as board independence, functional separation, audit and compensation committees, and limits on cross-shareholding and subsidiary ownership (figure 9.2).<sup>9</sup>

**Extent of corporate transparency index**

Greater access to corporate information can have beneficial effects for firms. For example, where companies are required to disclose information about their finances, about the remuneration of their managers and directors and about other directorships they hold, research has found that this transparency improves corporate governance and lowers the cost of investment in capital markets.<sup>10</sup> *Doing Business* uses questions relating to a company’s audit and financial statements to measure the extent to which companies are required to accurately present their business and financial condition, based on current knowledge and future expectations. Access to complete and

accurate financial information is crucial to efficiently deploying investor capital (figure 9.3).

**Allocation of legal expenses in shareholder litigation**

Comprehensive rights are moot without effective ways to assert them. In optimal regulatory environments, enforcement is the duty both of

efficient government agencies with adequate resources and of private shareholders willing to initiate legal actions whenever they suspect that a company in which they have invested is being mismanaged by corporate insiders. But such lawsuits, which often target companies (and directors or managers) with deeper pockets, are unlikely to occur unless

**FIGURE 9.2 Some areas of corporate governance continue to be overlooked in some economies**



Note: The good practices are those measured by the strength of governance structure index. Source: *Doing Business* database.

**FIGURE 9.3 Corporate transparency could be enhanced in some areas**



Note: The good practices are those measured by the extent of corporate transparency index. Source: *Doing Business* database.

shareholder plaintiffs can recover their legal expenses or the payment of their expenses can be made contingent on a successful outcome. The indicators now measure whether legal expenses incurred by shareholder plaintiffs can be charged to the company and whether plaintiffs can pay attorney fees depending on the damages they recover in court.

## WHAT DO THE RESULTS SHOW?

Overall, OECD high-income economies have the strongest protections of minority shareholders as measured by *Doing Business*. These economies have the highest average score both on the extent of conflict of interest regulation index, which is the average of 3 existing indices of minority shareholder protections, and on the extent of shareholder governance index, which is the average of the 3 new ones (table 9.1).<sup>11</sup> The average scores for all regions except South Asia reflect stronger performance on protections from conflicts of interest than on shareholder rights in corporate governance as measured by *Doing Business*, with the largest gap between the 2 dimensions in East Asia and the Pacific and Latin America and the Caribbean.

Worldwide, India, France, Albania, Croatia and Switzerland have among the highest scores on the 3 new indices. Coincidentally, both India and Switzerland introduced legislation in the past year that directly addressed some of the new components measured—India with a new companies act and Switzerland with a federal ordinance on abusive compensation.

Among the regions with lower average scores on the 3 new indices, Sub-Saharan Africa suffers from having less developed securities regulations and capital markets, while the results in East Asia and the Pacific and

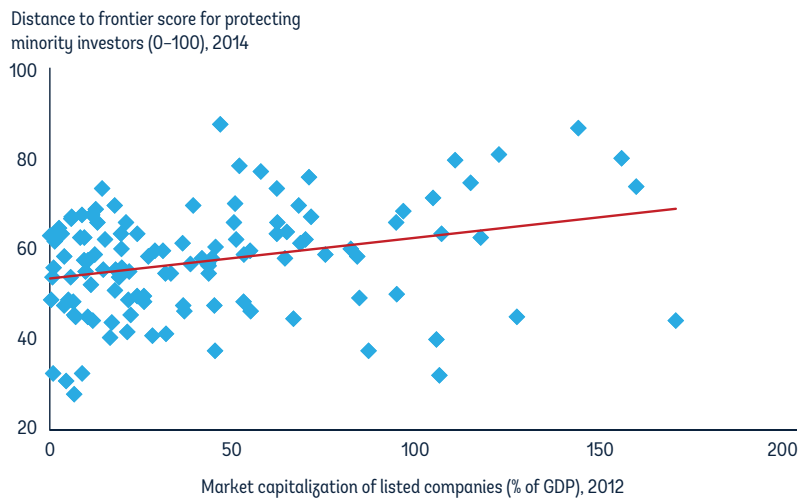
**TABLE 9.1 OECD high-income economies offer the strongest protections overall and as measured by the new indices**

Region	Average score (0–10)		
	Extent of conflict of interest regulation index	Extent of shareholder governance index	Strength of minority investor protection index
OECD high income	6.4	6.2	6.3
Europe & Central Asia	6.0	5.9	5.9
South Asia	5.2	5.3	5.3
East Asia & Pacific	5.5	4.5	5.0
Middle East & North Africa	4.8	4.6	4.7
Latin America & Caribbean	5.1	4.1	4.6
Sub-Saharan Africa	4.8	4.4	4.6

Note: The strength of minority investor protection index is the average of the 2 other indices shown here. The extent of conflict of interest regulation index is the average of the extent of disclosure, extent of director liability and ease of shareholder suits indices. The extent of shareholder governance index is the average of the extent of shareholder rights, strength of governance structure and extent of corporate transparency indices. For details on how the indices are constructed, see the data notes.

Source: *Doing Business* database.

**FIGURE 9.4 Greater protection of minority shareholders is associated with greater market capitalization**



Note: The correlation between the distance to frontier score for protecting minority investors and market capitalization as a percentage of GDP is 0.34. The relationship is significant at the 5% level after controlling for income per capita. The sample includes 116 economies for which data on market capitalization are available.

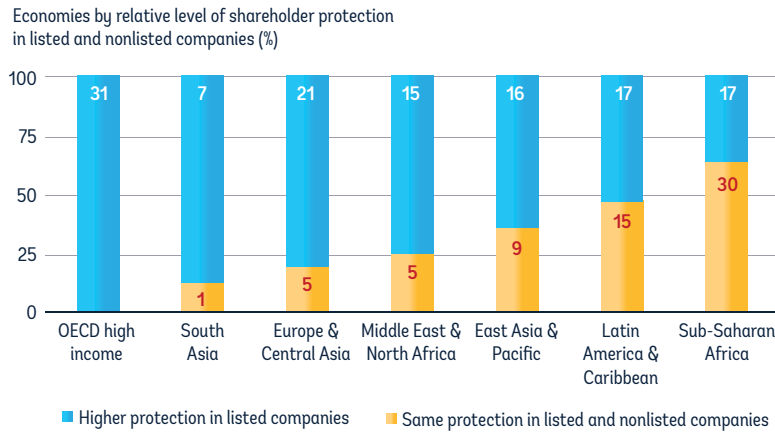
Source: *Doing Business* database; World Bank, World Development Indicators database.

Latin America and the Caribbean are attributable mostly to outdated company laws and the heterogeneity of the economies in these regions. In East Asia and the Pacific financial hubs with strong securities commissions and corresponding regulations—such as Hong Kong SAR, China; Singapore; and Malaysia—score well, in contrast with some of the smaller Pacific islands.

A similar phenomenon is apparent in Latin America and the Caribbean when comparing Brazil and Colombia, which have the region's highest scores, with such economies as Haiti, Grenada and St. Lucia.

Globally, the results are in line with the results of research in this area suggesting positive correlations between

**FIGURE 9.5 OECD high-income economies systematically offer more protection for shareholders of listed companies than for shareholders of nonlisted ones**



Note: Shareholder protection is as measured by the extent of shareholder rights, strength of governance structure and extent of corporate transparency indices. The numbers shown in the bars are the number of economies in each category within each region.  
Source: *Doing Business* database.

minority investor protection and economic outcomes: economies that have stronger regulation of related-party transactions and a greater minority shareholder role in corporate governance also tend to have, for example,

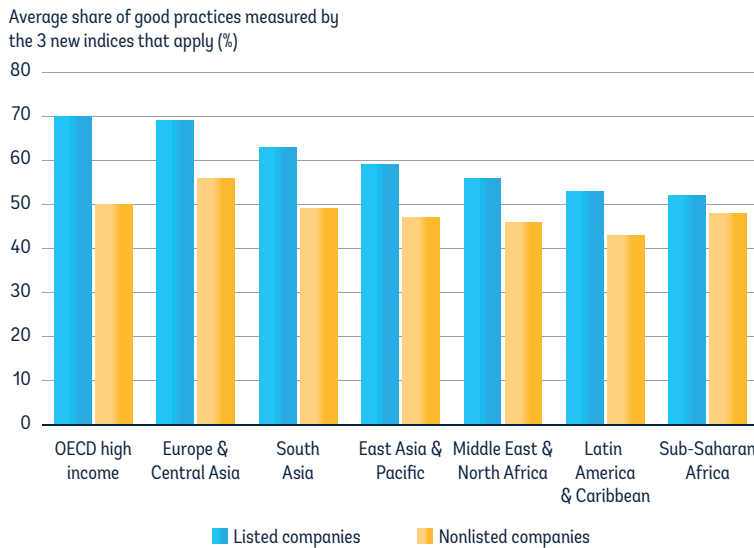
higher market capitalization (figure 9.4).

Moreover, economies that tend to have greater shareholder involvement in corporate governance, as measured by the

3 new indices, also tend to have greater protection of minority shareholders in prejudicial related-party transactions, as measured by the 3 existing indices. The results thus confirm the validity of using the quality of regulation of related-party transactions as a proxy for the overall quality of corporate governance.

Unsurprisingly, the economies that score best on the new indices have active stock exchanges with the requisite legal frameworks and enforcement agencies. Among the 189 economies covered by *Doing Business*, 124 apply stronger regulations to listed companies than to nonlisted ones, so that shareholders of listed companies are more protected.<sup>12</sup> In all OECD high-income economies the regulations that apply to listed companies are more protective of minority shareholders, consistent with the more developed capital markets in these economies (figure 9.5). Sub-Saharan Africa is the only region where the majority of economies provide the same level of protection for minority shareholders in both types of companies, further confirming the link with the level of development of capital markets.

**FIGURE 9.6 Minority investors are more protected overall in economies that distinguish between shareholders of listed companies and shareholders of nonlisted ones**



Note: The 3 new indices are the extent of shareholder rights, strength of governance structure and extent of corporate transparency indices.  
Source: *Doing Business* database.

But applying the same standards to both types of companies does not necessarily mean better overall protection of shareholders. Somewhat counterintuitively, data show that the larger the gap, the better the overall protection: minority investors are more protected in economies that distinguish between shareholders of listed companies and shareholders of nonlisted ones (figure 9.6). Indeed, economies that distinguish between these shareholder groups have adopted 55% on average of the good practices captured by the 3 new indices—while those that do not distinguish have adopted 39% on average.

---

## CONCLUSION

Results on the 3 new indices highlight great variation across the 189 economies covered in the rights, responsibilities and protections afforded to minority shareholders, whether they are investing in a nonlisted company or in a listed one. The new data set brings attention to areas of corporate governance that are often overlooked by policy makers. It also sheds light on the protection of shareholders in nonlisted companies, an aspect on which data are seldom collected and yet that could prove to be a particularly important area of legislation and source of economic growth in economies with less developed stock exchanges and capital markets.

More generally, the new indices should prove to be helpful in moving beyond a focus on the regulation of related-party transactions and identifying a broader array of features that could be lacking in the corporate law and securities regulations of some economies—contributing to sounder regulations that both protect minority investors and enhance entrepreneurs' access to equity finance.

10. Gilson 2000; Lima and Sanvicente 2013; Bartha, Konchitchik and Landsman 2013; Lang, Lins and Maffett 2012.
11. The 3 existing indices are the extent of disclosure, extent of director liability and ease of shareholder suits indices.
12. For the purposes of the protecting minority investors indicators, nonlisted companies are defined as joint stock companies before they are listed on any stock exchange, or their functional equivalent under the respective legislation of the economies covered by *Doing Business*, and do not include other types of companies such as limited liability companies or sole proprietorships.

---

## NOTES

This case study was written by Nadine Abi Chakra and Hervé Kaddoura.

1. Djankov, La Porta and others 2008. Private benefits of control are defined as the economic advantages of a majority ownership stake.
2. Black and others 2010; Dharmapala and Khanna 2013.
3. McLean, Zhang and Zhao 2012.
4. Cremers and Ferrell forthcoming; Balasubramanian, Black and Khanna 2010; Caix and Krauter 2013.
5. Lima and Sanvicente 2013.
6. Chen, Chen and Wei 2011.
7. Malhotra, Poteau and Fritz 2013; Black and Kim 2012; Guo and Masulis 2013; Lo, Wong and Firth 2010; Hodgson and Ruel 2012.
8. See the data notes for the full list of components added this year.
9. *Cross-shareholding* refers to 2 independent companies acquiring shares in each other.



# Paying taxes

## Trends before and after the financial crisis

**T**axes matter for the economy. They provide the sustainable funding needed for social programs and public investments to promote economic growth and development and build a prosperous and orderly society. But policy makers face a difficult challenge in formulating good tax policies: they need to find the right balance between raising revenue and ensuring that tax rates and the administrative burden of tax compliance do not deter participation in the system or discourage business activity. This balancing act is intensified during periods of crisis. In an economic downturn some categories of public spending may automatically rise, putting pressure on deficits. Governments may at times need to deliver tax-based stimulus packages while also providing reassurance to markets that deficits will be reversed and public debt contained.

### WHY TAX POLICY MATTERS DURING CRISES

The global financial crisis of 2008–09 had a dramatic impact on national tax revenue and led to a sharp increase in deficits and public debt. The decline in revenue began in 2008, when general government revenue fell by an average of 0.7% of GDP worldwide. Revenue declined by another 1.1% of GDP in 2009.<sup>1</sup> The financial crisis led to a shrinking of economic activity and trade in most economies.

Fiscal measures were part of the policy toolkit that governments brought to bear in supporting the recovery. Policy makers in most economies applied measures aimed at improving revenue collection while keeping the taxes levied on businesses and households as low as possible, trying to strike a balance between reducing the disincentive effects of high taxes and generating adequate resources to fund essential expenditures.<sup>2</sup> Governments generally reduced the rates and broadened the base for corporate income tax while increasing the rates for the consumption tax or value added tax (VAT).<sup>3</sup>

In the European Union, for example, most member countries raised personal income tax rates—often temporarily, through general surcharges or through solidarity contributions from high-income earners. In addition, several EU members reduced their corporate income tax rate and changed corporate tax bases. Most of these changes were aimed at providing tax relief for investment in physical capital or research and development (R&D) while limiting the deductibility of other items. By contrast, EU members commonly increased VAT rates along with statutory rates for energy and environmental taxes and for alcohol and tobacco taxes.<sup>4</sup> Some governments opted to broaden the VAT base by applying VAT to goods and services that had previously been subject to a zero rate and levying the standard VAT rate on products that had had a reduced VAT rate.<sup>5</sup> Unifying VAT rates

- Over the 9-year period ending in 2012, the global average total tax rate as measured by *Doing Business* fell by 9.1 percentage points. Its rate of decline was fastest during the global financial crisis period (2008–10), averaging 1.8 percentage points a year, then started slowing in 2011.
- The average profit tax rate dropped sharply during the crisis period and then started to increase slightly in 2012. The average rate for labor taxes and mandatory contributions was stable throughout the 9-year period.
- The administrative burden of tax compliance has been steadily easing since 2004 with the growing use of electronic systems for filing and paying taxes.
- During the financial crisis there was an increase in the number of tax reforms. The pace of reform accelerated with the onset of the crisis, then slowed in subsequent periods.

across all goods and services increases revenue and reduces compliance and administrative costs.<sup>6</sup>

Along with falling revenue, the global financial and economic crisis also led to growing tax compliance risks in some economies. Compliance with tax obligations and collection of tax revenue are important to support social programs and services, for example. But in an economic downturn businesses tend to underreport tax liabilities, underpay the taxes due, fail to file their tax returns on time and even engage in transactions in the informal sector.<sup>7</sup> Many economies redesigned their tax systems during that period with the objective of easing compliance with tax obligations.

## BEFORE AND AFTER THE CRISIS—A 9-YEAR GLOBAL TAX PROFILE

*Doing Business* has been monitoring how governments tax businesses through its paying taxes indicators for 9 years, looking at both tax administration and tax rates. The data give interesting insights into the tax policies implemented during the financial crisis of 2008–09. *Doing Business* looks at tax systems from the perspective of the business, through 3 indicators.

The total tax rate measures all the taxes and mandatory contributions that a standardized medium-size domestic company must pay in a given year as a percentage of its commercial profit.<sup>8</sup> These taxes and contributions include corporate income tax, labor taxes and mandatory contributions, property taxes, vehicle taxes, capital gains tax, environmental taxes and a variety of smaller taxes. The taxes withheld (such as personal income tax) or collected by the company and remitted to the tax authorities (such as VAT) but not borne by the company are excluded from the total tax rate calculation.

Two other indicators measure the complexity of an economy's tax compliance system. The number of payments reflects the total number of taxes and contributions paid, the method of payment, the frequency of filing and payment, and the number of agencies involved. The time indicator measures the hours per year required to comply with 3 major taxes: corporate income tax, labor taxes and mandatory contributions, and VAT or sales tax.

The indicators show that for businesses around the world, paying taxes became easier and less costly over the 9 years from 2004 through 2012.

### Falling tax cost for businesses

Globally, the total tax rate for the *Doing Business* case study company averaged 43.1% of commercial profit in 2012.<sup>9</sup> Over the 9-year period ending that year, the average total tax rate fell by 9.1 percentage points—around 1 percentage point a year. Its rate of decline was fastest during the crisis period (2008–10), averaging 1.8 percentage points a year, then started slowing in 2011. The total tax rate fell

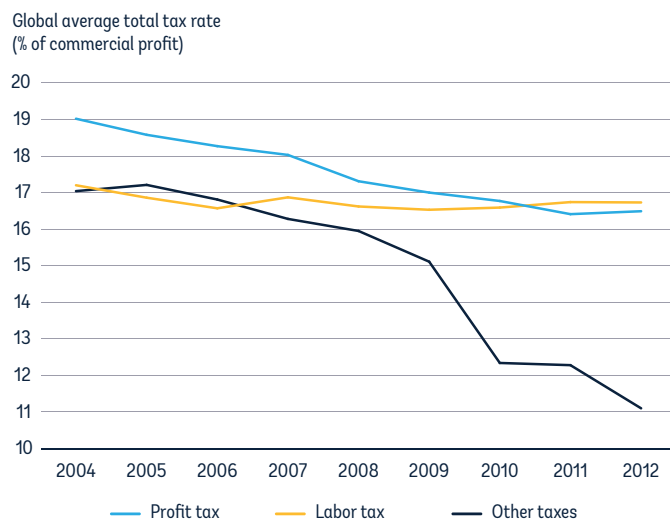
by an average of 0.3 percentage points in 2011.

The average rate for all 3 types of taxes included in the total tax rate—profit, labor and “other” taxes—also fell over the 9 years (figure 10.1).<sup>10</sup> “Other” taxes decreased the most, by 5.9 percentage points—followed by profit taxes (2.7 percentage points) and labor taxes (0.5 percentage points).

The main driver of the drop in “other” taxes was the replacement of the cascading sales tax with VAT by a number of economies, many of them in Sub-Saharan Africa. Seven economies made this change during the 9 years, 6 of them during the crisis period.<sup>11</sup> This shift substantially reduces the tax cost for businesses: while a cascading sales tax is a turnover tax applied to the full value at every stage of production, a VAT is imposed only on the value added at each stage, and the final consumers bear the burden.

While the total tax rate fell in all regions over the 9-year period, Sub-Saharan Africa had the biggest

FIGURE 10.1 A global trend of steady decline in the total tax rate



Note: The data refer to the 174 economies included in DB2006 (2004). The Bahamas, Bahrain, Barbados, Brunei Darussalam, Cyprus, Kosovo, Liberia, Libya, Luxembourg, Malta, Montenegro, Myanmar, Qatar, San Marino and South Sudan were added in subsequent years.

Source: *Doing Business* database.

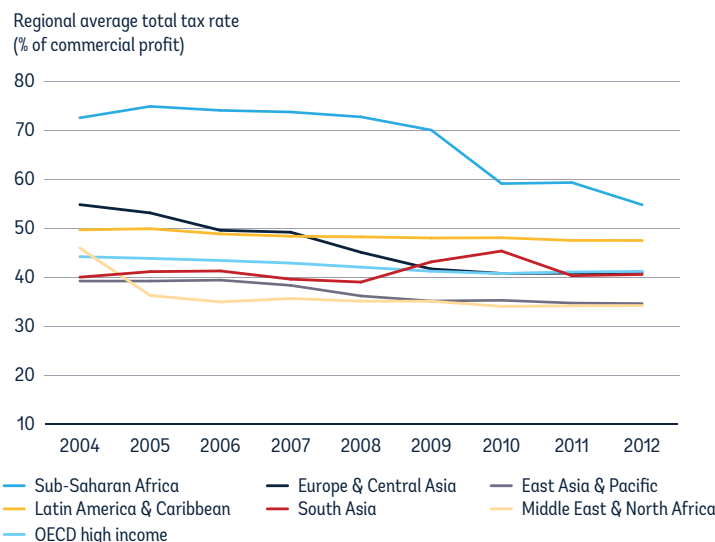
decline. Its average total tax rate dropped by almost 17 percentage points between 2004 and 2012. This aligned the region more closely with the rest of the world, though its average total tax rate still remains the highest, at 53.4% in 2012 (figure 10.2).<sup>12</sup> In addition, many African economies lowered rates for the profit tax, reducing its share in the total tax rate. The size of the tax cost for businesses matters for investment and growth. Where taxes are high, businesses are more inclined to opt out of the formal sector. Given the disincentive effects associated with very high tax rates, the continual decline in the total tax rate has been a good trend for Africa.

Other economies introduced new taxes during the 9-year period. For example, in 2010 Hungary introduced a sector-specific surtax on business activity in retail, telecommunications and energy supply. The new tax remained in force until December 31, 2012. In 2009 Romania introduced a minimum income tax. Also in 2009, the Kyrgyz Republic introduced a new real estate tax that is set at 14,000 soms (about \$270) per square meter and further adjusted depending on the city location, the property’s location within the city and the type of business.

The average profit tax rate in most economies fell consistently between 2004 and 2010, dropping most sharply during the crisis period (2008–10), and then started to increase slightly in 2011 and 2012. The average rate for labor taxes and mandatory contributions remained stable throughout the 9-year period regardless of the financial crisis. In several economies this reflects concerns on the part of the authorities about the impact of aging populations and the need to strengthen the financial situation of pension systems.

The 9-year trends for the 3 types of taxes included in the total tax rate are

**FIGURE 10.2** Among regions, Sub-Saharan Africa had the biggest reduction in the total tax rate



Note: The data refer to the 174 economies included in DB2006 (2004). The Bahamas, Bahrain, Barbados, Brunei Darussalam, Cyprus, Kosovo, Liberia, Libya, Luxembourg, Malta, Montenegro, Myanmar, Qatar, San Marino and South Sudan were added in subsequent years.  
Source: *Doing Business* database.

**BOX 10.1 Using technology to make tax compliance easier**

Rolling out new information and communication technologies for filing and paying taxes and then educating taxpayers and tax officials in their use are not easy tasks for any government. But electronic tax systems, if implemented well and used by most taxpayers, benefit both tax authorities and firms. For tax authorities, electronic filing lightens workloads and reduces operational costs such as for processing, handling and storing tax returns. This allows administrative resources to be allocated to other tasks, such as auditing or providing customer services.

Electronic filing is also more convenient for users. It reduces the time and cost required to comply with tax obligations and eliminates the need for taxpayers to wait in line at the tax office.<sup>a</sup> It also allows faster refunds. And it can lead to a lower rate of errors.

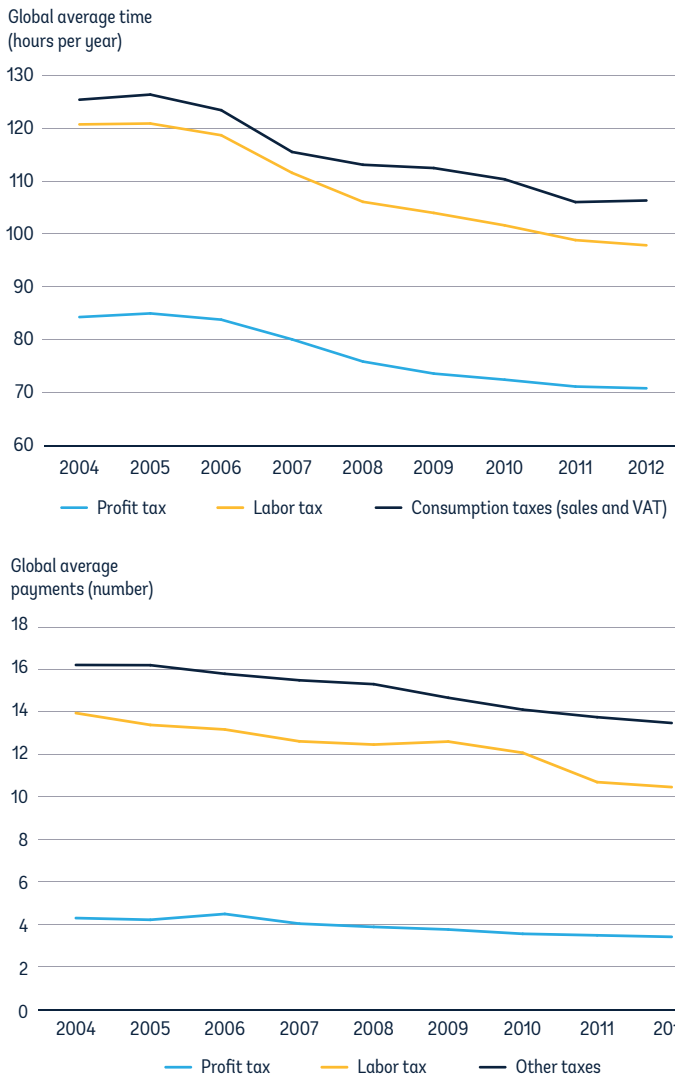
Electronic systems for filing and paying taxes have become more common worldwide. Of the 314 reforms making it easier or less costly to pay taxes that *Doing Business* has recorded since 2004, 88 included the introduction or enhancement of online filing and payment systems. These and other improvements to simplify tax compliance reduced the administrative burden to comply with tax obligations. By 2012, 76 economies had fully implemented electronic systems for filing and paying taxes as measured by *Doing Business*. OECD high-income economies have the largest representation in this group.

a. Bird and Zolt 2008.

reflected in the changing composition of this rate. On average, labor taxes and mandatory contributions account for the largest share of the global total

tax rate today, having risen from 32% of the total tax rate in 2004 to almost 38% in 2012. The profit tax share rose slightly, while “other” taxes fell from



**FIGURE 10.3** The administrative burden of compliance has eased for all types of taxes

Note: The data refer to the 174 economies included in DB2006 (2004). The Bahamas, Bahrain, Barbados, Brunei Darussalam, Cyprus, Kosovo, Liberia, Libya, Luxembourg, Malta, Montenegro, Myanmar, Qatar, San Marino and South Sudan were added in subsequent years.

Source: *Doing Business* database.

32% of the total in 2004 to only 25% in 2012.

### Easing of the tax administrative burden

To comply with tax obligations in 2012, the *Doing Business* case study company would have made 26.7 payments and put in 268 hours (nearly 7 weeks) on average. This reflects an easing of the administrative burden—with 7 fewer payments and 62 fewer hours than in 2004.

Consumption taxes have consistently been the most time consuming, requiring 106 hours in 2012, with labor taxes and mandatory contributions not far behind (figure 10.3). Corporate income tax takes the least time. While corporate income tax can be complex, it often requires only one annual return. Labor and consumption taxes are often filed and paid monthly and involve repetitive calculations for each employee and transaction. And consumption taxes in the form of VAT require filing

information on both input and output ledgers.

The administrative burden for all the types of taxes eased over the 9 years. But it eased the most for labor taxes and mandatory contributions, with the time for compliance dropping by 23 hours on average and the number of payments by 4. This is thanks mainly to the introduction of electronic systems for filing and paying taxes and to administrative changes merging the filing and payment of labor taxes levied on the same tax base into one return and one payment. For labor and consumption taxes, with their requirements for repetitive calculations, the use of accounting software and electronic filing and payment systems can offer great potential time savings (box 10.1).

In contrast to the total tax rate, the time for compliance declined the most just before the onset of the financial crisis for all 3 types of taxes: profit tax, labor tax and consumption taxes. The number of payments decreased steadily over the 9-year period.

## PATTERNS IN TAX REFORMS DURING THE CRISIS PERIOD

Over the 9-year period ending in 2012, tax reforms peaked in 2008. *Doing Business* recorded 118 changes implemented that year making it easier or less costly to pay taxes (figure 10.4).<sup>13</sup> The pace of reform slowed in the period immediately after the crisis: in 2011 *Doing Business* recorded only 43 such changes.

### Changes making it easier or less costly to pay taxes

During the crisis period (2008–10) the most common changes affecting the paying taxes indicators were those cutting the corporate income tax rate (figure 10.5). *Doing Business* recorded 58 such changes during the 3-year

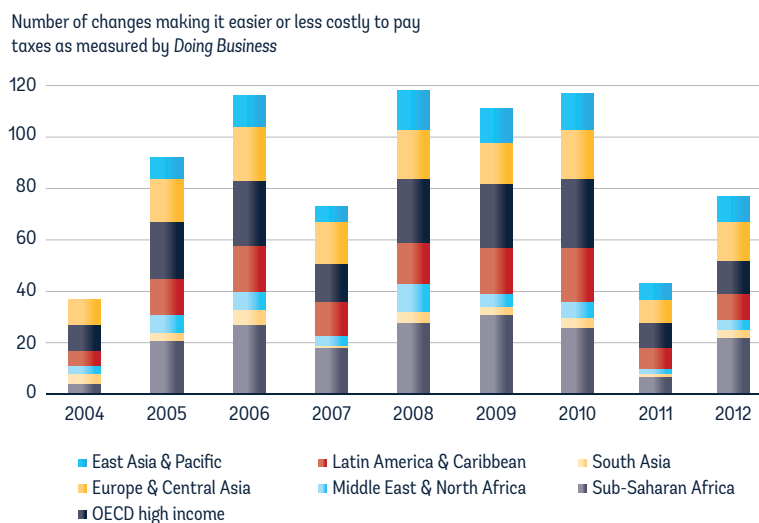
period. The next most common changes were those enhancing or introducing electronic systems for filing and paying taxes online—38 such changes were reported in total. These were aimed at easing the administrative burden of tax compliance to counter the greater risk of tax evasion during economic downturns. Also common were changes to tax deductibility and depreciation rules that would respectively lower the tax cost for businesses and provide them with greater flexibility in planning their cash flow (with a total of 33 recorded).

Reducing the corporate income tax rate was a change that many governments made during the financial crisis (box 10.2). In 2008–10 around 47 economies cut their rates. Moldova temporarily reduced its rate from 15% to 0%, effectively eliminating any tax on profits in 2008–11, then set the rate at 12% from January 1, 2012. Some economies (Canada, Fiji, Greece, Indonesia, Slovenia, the United Kingdom) reduced their rates gradually, over several years. Others introduced temporary additional rate reductions. Vietnam cut its corporate income tax rate from 25% to 17.5% in 2009 as part of a stimulus package for small and medium-size businesses, then restored the standard rate for the following year.

Other economies abolished their minimum income tax (France, Timor-Leste). Romania, having introduced a minimum income tax in May 2009, abolished it in October 2010. Some economies amended their income tax brackets rather than reducing rates. Portugal introduced tax brackets for profit tax in January 2009. Taxable corporate income up to €12,500 became subject to half the standard tax rate, while all income over this amount was taxed at the standard 25% rate.

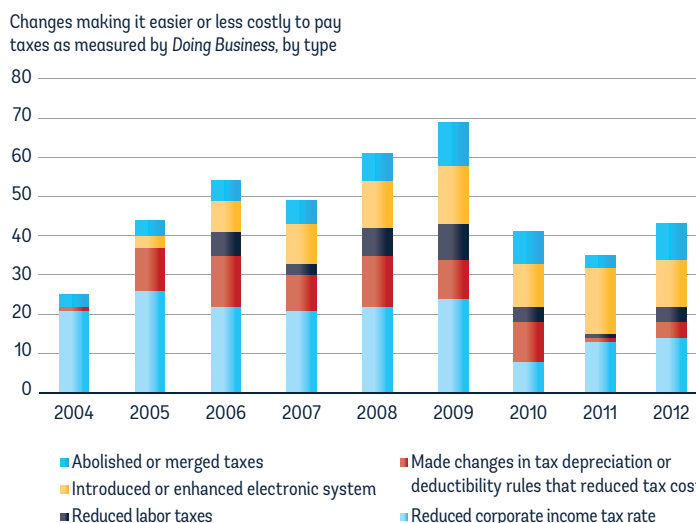
To stimulate investment in specific areas, some economies increased the percentage of allowance that could be applied on certain assets or allowed the

**FIGURE 10.4 An accelerating pace of tax reform during the global financial crisis**



Note: The data refer to the 174 economies included in DB2006 (2004). The Bahamas, Bahrain, Barbados, Brunei Darussalam, Cyprus, Kosovo, Liberia, Libya, Luxembourg, Malta, Montenegro, Myanmar, Qatar, San Marino and South Sudan were added in subsequent years. The changes shown for each year are those recorded from June 1 of that year to June 1 of the following year.  
Source: Doing Business database.

**FIGURE 10.5 During the crisis period many economies cut the corporate income tax rate while continuing to improve tax administration**



Note: The data refer to the 174 economies included in DB2006 (2004). The Bahamas, Bahrain, Barbados, Brunei Darussalam, Cyprus, Kosovo, Liberia, Libya, Luxembourg, Malta, Montenegro, Myanmar, Qatar, San Marino and South Sudan were added in subsequent years. The changes shown for each year are those recorded from June 1 of that year to June 1 of the following year. The figure does not show all types of changes making it easier or less costly to pay taxes recorded by Doing Business.  
Source: Doing Business database.

deduction of more expenses. Thailand, for example, encouraged capital investment with accelerated depreciation for equipment and machinery acquired before December 2010. Australia

introduced an investment allowance—an up-front deduction of 30% of the cost of new plant contracted for between January 1, 2009, and June 30, 2009, and installed by June 30,

**BOX 10.2 The Republic of Korea—a comprehensive approach to supporting an economy in recession**

The 2008 global credit crunch and ensuing economic recession hit Korea hard. Heavily dependent on manufactured exports and closely integrated with other developed markets through both trade and financial links, the Korean economy contracted sharply in 2009 and public finances came under pressure. Reflecting diminished confidence in the short-term outlook, the value of the Korean won fell sharply. This helped lead to rapid consideration of a package of measures aimed at putting in place the conditions for a recovery.

The government set priorities for tax policy: supporting low- and middle-income taxpayers, facilitating job creation, promoting investment and sustainable growth, rationalizing the tax system and ensuring the sustainability of public finances.<sup>a</sup> Measures to support low- and middle-income taxpayers included changes in both individual and corporate taxation (such as a special tax credit for small and medium-size enterprises). To support the continuation of family businesses, the government reduced the inheritance tax and allowed deductions of up to 10 billion won (about \$10 million) when a small or medium-size enterprise is inherited, extending this to 50 billion won (about \$50 million) in 2014. To help self-employed individuals who were forced to close their businesses in 2009, the government offered an exemption from paying delinquent taxes until the end of 2010 for those starting a new business or getting a new job. The exemption was further extended until the end of 2014. To support local business development, it gave a corporate income tax deduction of 100% for the first 5 years and 50% for the next 2 years to companies relocating to Korea from abroad. To support future growth, it introduced R&D incentives for companies and also increased the deductibility of education expenses for individuals.

Korea also accelerated the implementation of some tax changes already in the pipeline. It reduced the corporate income tax rate for taxable income below 200 million won (\$197,972) from 13% to 11% in 2008 and to 10% starting in 2010. For the upper bracket (above 200 million won) it reduced the rate from 25% to 22% in 2009 and to 20% in 2010 and thereafter. Korea reduced the personal income tax rate by 1 percentage point for the middle bracket and by 2 percentage points for the top bracket while also increasing allowable deductions.

In addition, Korea strengthened tax compliance regulation, imposing penalties on high-income earners for failure to issue cash receipts and introducing more severe punishment for frequent and high-profile tax evaders. It also increased the statute of limitation for prosecution for certain tax crimes.

Supporters of Korea's approach believe that it enabled the country to recover faster and more strongly from the global crisis than most other OECD countries.<sup>b</sup> Korea was one of only a handful of OECD countries that actually registered a reduction in public debt levels over the period 2009–13. Most other advanced economies saw rapid increases in public indebtedness as a result of policy interventions to deal with the effects of the financial crisis.<sup>c</sup>

a. Korea, Ministry of Strategy and Finance 2012.

b. OECD 2012.

c. International Monetary Fund, World Economic Outlook Database.

2010. Austria introduced accelerated depreciation (30% for the first year) for tangible fixed assets produced or acquired within a specified time period. Spain introduced unlimited tax depreciation for investments made in new fixed assets and immovable property in 2009 and 2010, later extending this to investments made before December 31, 2012.

### **Changes making it more complex or costly to pay taxes**

Some economies introduced new taxes (16 in total in 2008–10). These were mostly small taxes such as environmental taxes, vehicle taxes, road taxes and other social taxes. Finland

increased energy taxes while cutting the income tax rate during the recession. In 2011 Italy raised VAT and local property tax rates, though it also cut labor and corporate income tax rates. In 2010 Pakistan increased the VAT rate from 16% to 17% and raised the minimum tax rate from 0.5% to 1% levied on turnover.

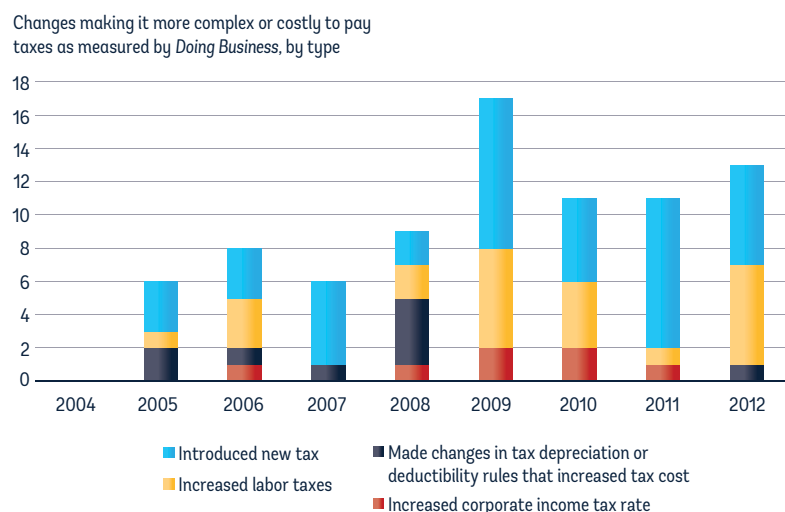
Other tax changes involved increases in labor taxes and mandatory contributions borne by the employer (figure 10.6). Estonia increased the unemployment insurance contribution rate twice during 2009, from 0.3% to 1% on June 1, 2009, and to 1.4% on August 1, 2009. Iceland increased the social security

contribution rate for employers from 5.34% to 7% in July 2009—and the pension contribution rate from 6% to 7%.

## **CONCLUSION**

The financial crisis had a substantial impact on national tax revenue, leading in many economies to larger government deficits and higher levels of public debt. This may have helped trigger efforts to redesign tax systems, with governments aiming to strike the right balance between raising additional revenue and avoiding a greater tax burden on businesses.

**FIGURE 10.6** Among other changes to tax systems during the crisis period, those introducing new taxes were the most common



Note: The data refer to the 174 economies included in DB2006 (2004). The Bahamas, Bahrain, Barbados, Brunei Darussalam, Cyprus, Kosovo, Liberia, Libya, Luxembourg, Malta, Montenegro, Myanmar, Qatar, San Marino and South Sudan were added in subsequent years. The changes shown for each year are those recorded from June 1 of that year to June 1 of the following year. The figure does not show all types of changes making it more complex or costly to pay taxes recorded by *Doing Business*.

Source: *Doing Business* database.

The data collected for the paying taxes indicators show a clear trend of increasing changes to tax policies during the crisis. Among the most common changes as measured by the indicators were those cutting the corporate income tax rate while increasing VAT rates and those enhancing or introducing electronic systems for filing and paying taxes. Changes easing the administrative burden of tax compliance countered the greater risk of tax evasion that arises during economic downturns. In addition, governments introduced new tax deductibility and depreciation rules that would lower the tax cost for businesses, provide them with greater flexibility in planning their cash flow and stimulate investment in specific areas.

**NOTES**

This case study was written by Michelle-Christine Hanf, Joanna Nasr and Nadia Novik.

1. World Bank, World Development Indicators database.
2. OECD 2010b.

3. Buti and Zourek 2012.
4. Buti and Zourek 2012.
5. Buti and Zourek 2012.
6. OECD 2010a.
7. Brondolo 2009.
8. Commercial profit is net profit before all taxes borne. It differs from the conventional profit before tax, reported in financial statements. In computing profit before tax, many of the taxes borne by a firm are deductible. In computing commercial profit, these taxes are not deductible. Commercial profit therefore presents a clear picture of the actual profit of a business before any of the taxes it bears in the course of the fiscal year. It is computed as sales minus cost of goods sold, minus gross salaries, minus administrative expenses, minus other expenses, minus provisions, plus capital gains (from the property sale) minus interest expense, plus interest income and minus commercial depreciation. To compute the commercial depreciation, a straight-line depreciation method is applied, with the following rates: 0% for the land, 5% for the building, 10% for the machinery, 33% for the computers, 20% for the office equipment, 20% for the truck and 10% for business development expenses. Commercial profit amounts to 59.4 times income per capita.
9. This is an unweighted average across 189 economies.
10. The terms *profit tax* and *corporate income tax* are used interchangeably in this case study. "Other" taxes include small taxes such as vehicle taxes, environmental taxes, road taxes, property taxes, property

transfer fees, taxes on checks and cascading sales tax.

11. The 7 economies are Burundi, the Democratic Republic of Congo, Djibouti, The Gambia, the Seychelles, Sierra Leone and the Republic of Yemen.
12. This is the average for all Sub-Saharan African economies included in *Doing Business 2013* (45 in total).
13. These reforms include both major and minor reforms as classified by *Doing Business*. These include changes in statutory rates, changes in deductibility of expenses and depreciation rules, administrative changes affecting time to comply with 3 major taxes (corporate income tax, labor taxes and mandatory contributions, and VAT or sales tax) and introduction or elimination of taxes. Under the paying taxes methodology, the tax system assessment for calendar year 2008 covers reforms recorded from June 1, 2008, to June 1, 2009, a period that includes the start of the financial crisis in September 2008 and the months immediately following it.



## Enforcing contracts

### How judicial efficiency supports freedom of contract

- In regulating freedom of contract, authorities around the world have had to strike a balance between the desire to give contracting parties the ability to enter into mutually beneficial arrangements and the need to provide adequate safeguards against possible abuse.
- Worldwide, the most common limitations to freedom of contract stem from local legislation, through which the government attempts to draw a boundary between the use and misuse of bargaining power. Other limitations stem from the courts, which play a vital role in shaping freedom of contract by deciding whether or not to enforce certain agreements.
- In a sample of 34 economies, none allow the parties to a contract to exclude liability for gross negligence or for damages resulting in personal injury. Similarly, all of the economies consider contracts void or voidable if concluded in contravention of public policy or under duress, fraud or coercion. Only 4—the Democratic Republic of Congo, Pakistan, the Philippines and Sri Lanka—set no statutory limit on interest rates. Almost half (14) explicitly prohibit covenants restricting the alienation of real property.
- Even where there is considerable freedom of contract, slow resolution of contract disputes can impose implicit limitations. Without reasonably expeditious dispute resolution, the meaning of freedom of contract can be greatly eroded.

Freedom of contract is the ability of adults and groups—such as corporations and other legal entities—to freely decide whether to enter into an enforceable agreement and to determine the rights and obligations of their bargain. This freedom is essential to an efficient economy: without it, and without enforcement of contracts, there would be little stability in financial arrangements, and uncertainty and lack of trust would discourage people from participating in economic life.

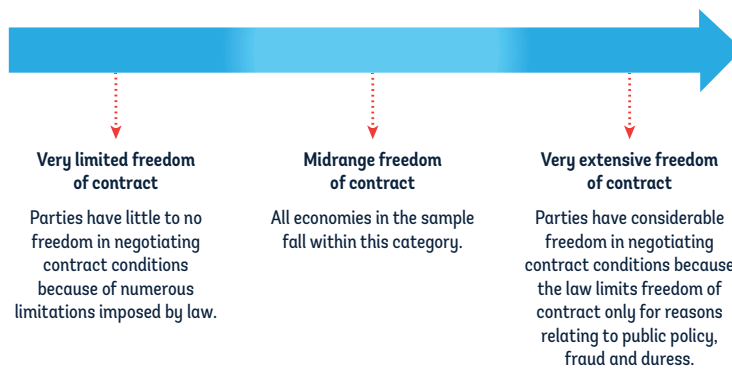
This case study explores what freedom of contract means and examines how it is regulated in a sample of 34 economies belonging to different regions and income groups, chosen mostly on the basis of the quality of the data collected by the *Doing Business* team in each economy.<sup>1</sup> It also looks at judicial efficiency in contract resolution in the same 34 economies, using data for the enforcing contracts indicators as a proxy for judicial efficiency. Even substantial freedom of contract could become irrelevant without effective mechanisms for resolving commercial disputes, because firms would find themselves operating in an environment where compliance with contractual obligations is not the norm.<sup>2</sup> As in previous years, the ranking on the ease of enforcing contracts continues to be based exclusively on the time, cost and procedural complexity of resolving commercial disputes before local first-instance courts. This year's research on freedom of contract is a one-time exercise that will not be replicated in

future editions of the report and has no implications for the data or rankings for enforcing contracts. Additionally, in carrying out this exercise the team does not intend to advocate in favor of more or less freedom of contract but instead aims to provide an overview of local regulations.

In regulating freedom of contract, economies worldwide have had to draw the line between very extensive and very limited freedom of contract (figure 11.1). Most have drawn the line somewhere in between. Where freedom of contract is very narrowly regulated, most transactions fall within the strict schemes dictated by the law, leaving the contracting parties with limited negotiating power. But where it is not narrowly regulated, the law contains only the most common limitations (such as for public policy reasons and to prevent fraud and duress), allowing the parties to freely negotiate the terms of their agreement.

Where there are few limitations to freedom of contract, 2 capable and consenting adults would be able to conclude a 10-year loan contract with an interest rate of 50% or even contract to sell a house worth \$1 million for a penny. But they would not be able to circumvent public policy limitations and conclude a contract by which, for example, one of the parties sells himself as a slave or forces the other into an unwanted agreement—limitations of this sort have become widely accepted in modern law. While most would agree

**FIGURE 11.1** Spectrum of the possible limitations to freedom of contract



that contracts contravening public policy should be illegitimate, some would disagree on whether the first 2 contracts should be enforced.

## HOW THE LITERATURE DEFINES FREEDOM OF CONTRACT

In the legal and economic literature there is wide consensus on a definition of freedom of contract, intended to be the power of contracting parties to freely determine the content of their agreement without interference from the government or from other individuals.<sup>3</sup> The concept is generally given both a negative and a positive meaning. Negative freedom of contract is freedom from interference by the government or by other individuals, while positive freedom of contract is the ability of parties to freely determine the content of an agreement.<sup>4</sup>

While there is broad agreement on a general definition, every economy limits freedom of contract in different ways. In regulating these limitations, the main debate has centered on the role that should be played by the courts and by the state in general. In the late 1800s and early 1900s legislators, influenced by classical contract theory, relied on the notion that only the parties

to a contract can evaluate whether it is beneficial, leading to the idea that whether agreements are prudent and profitable should be determined not by the courts but by the parties themselves.<sup>5</sup> At the time, the private sphere represented a realm in which individual freedom and autonomy were protected from state intervention. Any legislation that disturbed parties' equality with liberty of contract, which no government could legally justify. In this context freedom of contract had few limitations; legislators were more concerned with protecting the sanctity of the bargain because they believed that maximizing individual profits through freedom of contract would promote efficiency in commercial markets.<sup>6</sup>

During the mid-1900s, however, governments and courts started to acknowledge the tension between the parties' desire for certainty and stability in private agreements and the need to ensure fairness for weak and vulnerable individuals; concepts such as fraud, duress and undue influence began to play a bigger role in court decisions on limitations to freedom of contract.<sup>7</sup> In this context freedom of contract was no longer seen as absolute but instead as a liberty to be enjoyed within the framework of the law, designed to protect individuals from

threats to health, safety, morals and welfare. The court decisions spurred a debate over the government's role in imposing limitations on freedom of contract, and a more paternalistic approach emerged. This entailed overruling individuals' contractual preferences for their own good, to protect them from the damaging consequences of their agreements.<sup>8</sup> Several countries started to regulate contractual relationships under the assumption that in certain circumstances people are unable to identify their own preferences.<sup>9</sup>

Today most economies regulate limitations to freedom of contract by pairing this paternalistic approach with a program of social justice animated by distributive motives, economic efficiency and overall fairness, which has led to rules favoring some groups in the struggle for welfare.<sup>10</sup>

U.S. labor law offers a great example of this evolution. In the late 1800s and early 1900s courts invalidated laws that limited freedom of contract, including laws with minimum wage requirements, laws with restrictions on maximum working hours or union participation and federal child labor laws.<sup>11</sup> In these cases the court assumed a near equality of bargaining power and found it anomalous that the law would favor one party over the other. This approach dominated in the early 1900s and culminated in the 1905 decision *Lochner v. New York*, in which the court invalidated a New York law limiting the daily number of hours a baker could work. However, this *Lochnerian* freedom of contract, the freedom that required parties to live with their duly executed contracts however overreaching or disadvantageous to the weaker party, succumbed to the state's interests.<sup>12</sup> During the late 1930s legislation and case law relying on the notion that countries should retain the right to protect individuals from entering into a contract against their health, safety or welfare started to emerge. Laws

regulating child labor, maximum hours, health and safety, sexual and moral harassment, and nondiscrimination in recruitment and hiring were more and more often enforced by the courts. When distributive motives started to play a bigger role in labor laws, so did measures regulating minimum wage and retirement security.

Today, despite the differences in approaches to setting the boundary between the use and misuse of bargaining power, some limitations—such as those relating to voluntariness, freedom from coercion, and natural and legal capacity—are universally accepted. Worldwide, there are laws intended to prevent people from using force, secrecy, duress or fraud to compel others to enter into contracts that they would not agree to under different circumstances. Similarly, there are contract rules in effect to void agreements that appear to have been freely entered into but were not in actuality, because of the incapacity of one of the contracting parties.

These limitations have become an indispensable part of any comprehensive definition of freedom of contract, now intended to be both freedom of the parties from interference by the state and freedom from imposition by one another.<sup>13</sup> Among the 34 economies in the sample, all have legislation deeming contracts unenforceable for reasons of public policy, duress, coercion, fraud, incapacity or undue influence.

---

## WHY FREEDOM OF CONTRACT MATTERS FOR FIRMS

Freedom of contract is a critical instrument for economic progress and efficiency.<sup>14</sup> Its unrestricted exercise by parties with equal bargaining power, comparable skills and good knowledge of relevant market conditions maximizes individual welfare and promotes the most efficient allocation of resources in

the marketplace.<sup>15</sup> In addition, freedom of contract contributes to the establishment of a functional economy in which predictability is prized.<sup>16</sup>

Worldwide, the most common limitations to freedom of contract stem from the government, through its attempt to draw a boundary between the use and misuse of bargaining power. Others stem from the courts, which play a vital role in shaping freedom of contract when deciding whether to enforce certain agreements. Indeed, people have true freedom of contract only if the courts enforce their agreements.<sup>17</sup> Courts have a dual role in this context—both to protect individuals from unreasonable government regulations and to clarify and apply rightful limitations. Additionally, the judiciary must also make sure that freedom of

contract remains meaningful by ensuring timely enforcement of contracts.

---

## WHAT METHODOLOGY WAS USED

To investigate limitations to freedom of contract in the 34 sampled economies, the *Doing Business* team added several new questions to this year's questionnaire on enforcing contracts. These questions focus on 10 possible limitations to freedom of contract, relating to issues ranging from land transfers to consideration, choice of law and limited liability clauses (box 11.1). To observe meaningful differences between economies, the team focused on issues that have been extensively debated throughout the relevant literature and case law, although a consensus has

### BOX 11.1 Possible limitations to freedom of contract explored through this year's research

- Statutory limits on interest rates
- Limitations on consideration and on determination of contract price in future agreements
- Limitations on clauses restricting land transfers
- Limitations on "choice of law" clauses in commercial contracts (clauses specifying that any dispute arising under the contract will be determined in accordance with the law of a particular jurisdiction)
- Limitations relating to asymmetry of power and to unconscionability (a doctrine in contract law referring to terms that are so one-sided in favor of a party with superior bargaining power that they are contrary to good conscience)
- Limitations on disclaimers on implied warranties (guarantees that the item sold is merchantable and fit for the purpose intended)
- Limitations on clauses allowing termination at will (clauses usually included in employment agreements that permit an employee or employer to terminate the employment relationship at any time for any or no reason at all)
- Limitations on clauses limiting liability, such as for negligence (conduct that departs from what would be expected of a reasonably prudent person acting under similar circumstances)
- Restrictions on terms included in standard-form contracts (contracts between 2 parties in which the terms and conditions are set by one of the parties and the other party has little or no ability to negotiate more favorable terms)
- Limitations for reasons relating to public policy, capacity, duress, coercion, fraud and undue influence

been reached on most of them. The 34 economies were chosen from the 189 covered by *Doing Business* in a way that ensures a representative sample across regions and income groups.

One area explored through this research deals with the limitations imposed by national laws on consideration, traditionally defined as anything of value promised to the other party when concluding a contract. Consideration often takes the form of money, though it does not have to. In the sale of a house, for example, the selling party's consideration could be the purchase price or a promise to pay this price, while the buyer's consideration could be the house. The team investigated whether local courts can exercise any scrutiny on the adequacy of consideration and whether the determination of consideration can be left to a future agreement between the parties. If freedom of contract is not restricted, courts should exercise no scrutiny on consideration as long as the parties willingly and knowingly accepted the terms of the contract. But if freedom of contract is restricted, courts may rule on the adequacy of consideration to ensure the fairness of all transactions carried out in the marketplace.

The inclusion of choice-of-law clauses in international contracts was also examined. These clauses specify that any dispute arising under the contract will be determined under the law of a particular jurisdiction. Economies limiting freedom of contract in this area usually do not allow such clauses or allow them only if the parties have a relationship with the chosen jurisdiction. Those without strict limitations on freedom of contract do not forbid such provisions.

Other areas of research included in this year's questionnaire are somewhat more controversial from a social, economic and philosophical perspective. Two research questions in particular provide an interesting example of this

controversy: whether an economy has any regulations setting a cap on interest rates and what rules govern asymmetry of power. These questions go to the heart of whether usury laws and laws governing an imbalance in bargaining power should legitimately impose limits on freedom of contract. Both sides of the debate have been defended at length. Those arguing in favor of these laws conclude that without them, free markets would produce perverse incentives to take excessive credit risks, which drive up the cost of the welfare system as a whole.<sup>18</sup> Those arguing against them conclude that courts should enforce all voluntary contracts that do not produce negative consequences for others—while redistribution of wealth should occur through the welfare system, not through laws and regulations.<sup>19</sup>

On the question of asymmetry of negotiating power, those who defend freedom of contract argue that if contracts signed between parties with unequal bargaining power were treated as invalid because of this asymmetry, those with more power would refuse to sign contracts with people with less power, leading to the exclusion of these people from the market.<sup>20</sup> To capture the differences in the legal treatment of asymmetry of power in contracts, the team collected data on whether local laws contain restrictions on terms that can be used in standard-form contracts or on provisions allowing termination at will. In both cases, as in all other cases covered in this study, it is assumed that both parties have full legal capacity and entered into the contract freely.

After analyzing the laws addressing these issues in the sampled economies, the team counted the number of limitations to freedom of contract in each economy. The higher the number of limitations, the more limited the freedom of contract. The maximum number of limitations in the study is

10. Any limitation, even in the form of an exception to a general principle, is counted; no relevance is given to the intensity of the limitation. For limitations on contract provisions restricting land transfers, for example, 1 point is given even if the limitations are not imposed on all transactions but apply only to those involving foreigners.

In carrying out this exercise the team does not intend to advocate in favor of more or less freedom of contract but instead aims to provide an overview of local regulations. Furthermore, in counting the number of limitations the team does not intend to suggest that a lower number—connected with greater freedom of contract in laws and regulations—is more desirable. The sole purpose in providing the number of limitations is to understand how the sampled economies regulate freedom of contract, without giving any judgment on the quality of the regulations or on their desirability.

---

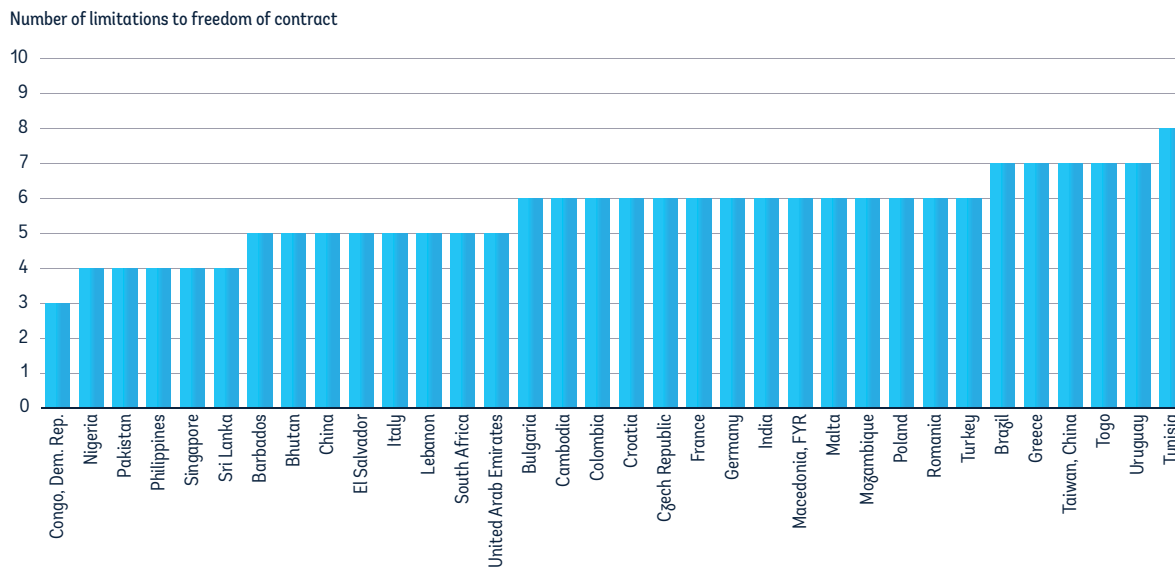
## WHAT THE RESULTS SHOW

Among the 34 economies covered, Tunisia has the highest number of limitations to freedom of contract, with 8 of the 10 limitations measured. At the opposite end of the spectrum is the Democratic Republic of Congo, with only 3 of the 10 limitations (figure 11.2).

The results not only show that all 34 economies have struck a balance between the extremes of very limited and very extensive freedom of contract; they also reflect some consensus on the limitations that should be imposed. For example, none of the economies allow the parties to a contract to exclude liability for gross negligence or for damages resulting in personal injury. Similarly, none of them allow contracts concluded in contravention of public policy or under duress, fraud or coercion. And only 4 of the economies—the Democratic Republic



FIGURE 11.2 The Democratic Republic of Congo has the fewest limitations to freedom of contract



Source: Doing Business database.

of Congo, Pakistan, the Philippines and Sri Lanka—set no statutory limit on interest rates.

But there is less agreement on other limitations to freedom of contract. For example, there is great variation among the economies on whether the law prohibits covenants restricting alienation of real property. A clause of this type would, for example, forbid the buyer from selling the property for a certain number of years after purchasing it. Of the 34 economies, 14 explicitly prohibit this kind of covenant, though 9 of these 14 economies allow restrictions on alienation of real property when foreigners are involved in the transaction. The rest of the economies allow these contract provisions.

Among the 7 regions covered, Europe and Central Asia is the only one in which no variation was found in the number and type of limitations imposed on freedom of contract. All sampled economies in the region have the following 6 limitations:

- A cap is imposed by law on interest rates.

- Courts can exercise scrutiny on the adequacy of consideration.
- The determination of a contract price cannot be left to a future agreement, unless the contract already establishes how the price will be determined.
- Limitations are imposed by law on clauses that can be included in standard-form contracts.
- Liability for gross negligence cannot be excluded through mutual agreement of the parties.
- A contract cannot be agreed upon if its terms are against public policy or if one of the parties does not have full legal capacity.

The other 6 regions show more variation in the number and type of limitations. Sub-Saharan Africa is a good example. While the Democratic Republic of Congo has the smallest number of limitations in the overall sample, with 3, Togo has one of the largest numbers, with 7. Togo is the only Sub-Saharan African economy in the sample that allows the courts to deny enforcement of a contract on the basis of inadequate consideration. In addition, only 2 of the 5 Sub-Saharan African economies in the sample do not

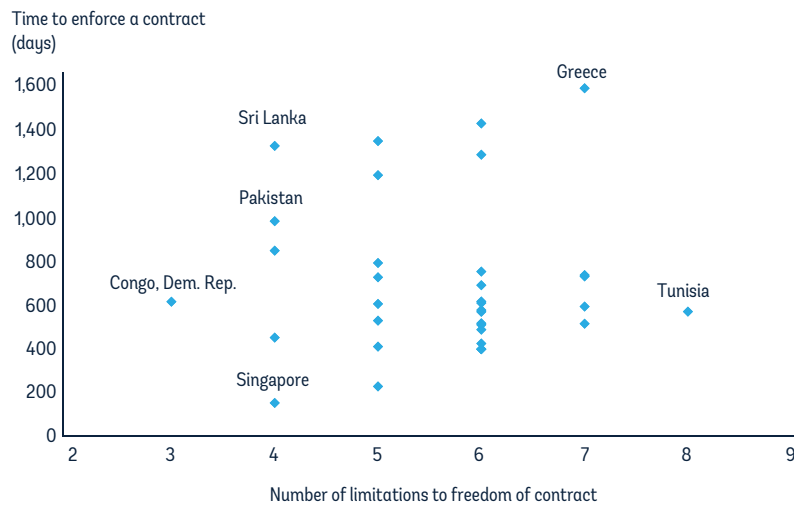
limit the terms that can be included in a standard-form contract, while all 5 allow termination at will, choice-of-law clauses and disclaimers on implied warranties as long as the seller was not acting in bad faith.

Across all regions, only 3 economies forbid choice-of-law clauses in international contracts. All 3—Brazil, Colombia and Uruguay—are in Latin America and the Caribbean.

Even where there is considerable freedom of contract, slow resolution of contract disputes can impose implicit limitations. Without reasonably expeditious dispute resolution, the meaning of freedom of contract is eroded; parties might be able to conclude most contracts on their own terms, but long contract resolution times would ultimately frustrate that ability.

In Singapore parties not only have broad negotiating power; they also have the certainty that their contracts will be enforced promptly. The country imposes few limitations on freedom of contract, and resolving

**FIGURE 11.3 Singapore is among the economies with both the fewest limitations to freedom of contract and the fastest contract resolution**



Source: *Doing Business* database.

a standardized commercial dispute through the courts—from the filing of the case to the enforcement of the contract—takes 150 days as measured by *Doing Business* (figure 11.3), a global best practice. In Sri Lanka there are equally few limitations to freedom of contract, but resolving the standardized dispute through the courts takes 1,318 days—almost 4 years. Parties might be able to include a wide array of covenants in their agreements, but long enforcement times can nullify the utility of those covenants. A slow contract resolution process frustrates freedom of contract.

The Democratic Republic of Congo is another economy where long enforcement times frustrate freedom of contract. It limits freedom of contract only in the areas of future determination of contract price, exclusion of liability for gross negligence, and public policy and legal capacity. But resolving the standardized dispute takes 610 days—almost 2 years. Pakistan provides a similar example: there are only 4 limitations to freedom of contract, but resolving the standardized dispute takes 976 days in Karachi.

Freedom of contract and efficient contract enforcement are often mutually dependent because one can lose meaning without the other, as shown in the examples above. Among the 34 economies in the sample, however, Greece is a clear example. Not only does Greece have one of the highest numbers of limitations (7), it also has among the longest resolution times in the sample. Resolving the standardized dispute in Athens takes 1,580 days—more than 4 years. Similarly, in Tunisia, the economy with the highest number of limitations in the sample (8), enforcing a contract takes 565 days.

## CONCLUSION

Freedom of contract and efficient contract enforcement matter to businesses. The exercise of freedom of contract by parties with similar negotiating power and good knowledge of market conditions promotes efficiency in the allocation of resources, maximizing individual welfare and spurring efficiency in the marketplace.<sup>21</sup> Efficient contract enforcement promotes investment by

influencing the decisions of economic actors. By promoting investment, good judicial institutions can also contribute to economic growth and development. Indeed, an effective judiciary, by providing a structured, timely and orderly framework for resolving disputes, fosters economic stability and growth. Moreover, efficient contract enforcement is essential to allow true freedom of contract. Even where the law allows extensive freedom of contract, the benefits of this can be greatly undermined if not matched by efficient contract enforcement. Without that, the predictability of the legal framework—which is highly valued by firms operating in the market—would be compromised.<sup>22</sup>

## NOTES

This case study was written by Erica Bosio and Tanya Maria Santillan.

1. The 34 economies in the sample are Barbados; Bhutan; Brazil; Bulgaria; Cambodia; China; Colombia; the Democratic Republic of Congo; Croatia; the Czech Republic; El Salvador; France; Germany; Greece; India; Italy; Lebanon; the former Yugoslav Republic of Macedonia; Malta; Mozambique; Nigeria; Pakistan; the Philippines; Poland; Romania; Singapore; South Africa; Sri Lanka; Taiwan, China; Togo; Tunisia; Turkey; the United Arab Emirates; and Uruguay.
2. Ramello and Voigt 2012.
3. Braucher 1969.
4. Berlin 1969.
5. Eisenberg 1995; Edwards 2009; Marella 2006.
6. Scott 2002.
7. Edwards 2009; DiMatteo and Rich 2006.
8. Kronman 1983.
9. Shapiro 1988; Marella 2006.
10. Kennedy 1982, 2006; Kronman 1983.
11. *Adkins v. Children's Hospital*; *Adair v. United States*; *Coppage v. Kansas*; *Hammer v. Dagenhart*; *Carter v. Carter Coal Company*; Weber 2013.
12. *West Coast Hotel Co. v. Parrish*; Weber 2013.
13. Kennedy 1982.
14. Basu 2006; Edwards 2009.
15. Edwards 2009.
16. Weber 2013.
17. Kennedy 1982.
18. Posner 1995.
19. Pettit 1999; Posner 1995.
20. Basu 2006.
21. Edwards 2009.
22. Brunetti, Kisunko and Weder 1997, 1998.



# Resolving insolvency

## Measuring the strength of insolvency laws

- *Doing Business* introduces a new component of the resolving insolvency indicator set this year, the strength of insolvency framework index. This indicator tests whether each economy has adopted internationally recognized good practices in the area of insolvency.
- The good practices underlying the new indicator are based on 2 sources—the World Bank’s *Principles for Effective Insolvency and Creditor/Debtor Regimes* and the United Nations Commission on International Trade Law’s *Legislative Guide on Insolvency Law*.
- OECD high-income economies have the highest average score on the strength of insolvency framework index. South Asia is the region with the lowest average score on the index.
- Economies that have reformed their insolvency laws in the past several years score substantially higher on the strength of insolvency framework index than economies with outdated insolvency provisions.
- Economies with better insolvency laws as measured by *Doing Business* tend to have more credit available to the private sector.

The word *bankruptcy* often evokes negative associations with failure and shame. And fear of bankruptcy and its consequences can deter potential entrepreneurs from starting a new business venture. According to a recent survey on entrepreneurship, people from a range of social and demographic groups rank the possibility of going bankrupt as the greatest fear associated with starting a business, above irregular income and lack of job security.<sup>1</sup> Yet evidence suggests that the exit of firms from the market is a necessary condition for economic growth, and efficient exit frameworks may in fact encourage greater entrepreneurial activity and new firm creation.<sup>2</sup> Moreover, businesses started by previously failed entrepreneurs can grow faster than those started by first-timers.<sup>3</sup>

While reducing the stigma associated with bankruptcy may be difficult, policy makers can minimize the negative effects of business failures and take advantage of their positive effects by adopting efficient and well-functioning bankruptcy laws. Several studies show a strong link between bankruptcy laws and credit market development, as reflected by such aspects as collateral eligibility requirements, access to loans to finance investments, access to long-term debt and the level of firms’ financing relative to their size.<sup>4</sup> And studies on the effects of bankruptcy reforms show that speeding up the resolution of debt disputes may increase the probability of timely repayment; that increasing the protection of creditors and their

participation in bankruptcy proceedings may lead to a lower cost of debt and a higher aggregate level of credit; and that introducing reorganization proceedings may reduce the rate of business failure.<sup>5</sup> Moreover, efficient bankruptcy regimes with orderly procedures for the sale and distribution of debtors’ assets can have a positive effect on loan terms, leverage ratios and bank recovery rates.<sup>6</sup>

Bankruptcy laws play such an important role because they promote predictability for both creditors and entrepreneurs—by establishing the rules for the worst-case scenario. They allow entrepreneurs to determine the maximum risk associated with a failed venture.<sup>7</sup> And they allow creditors to calculate the maximum risk associated with an unpaid loan. Collection of debt through bankruptcy proceedings may be the least attractive option for any creditor, because these proceedings involve several creditors trying to enforce their claims against the same debtor.<sup>8</sup> So, having transparent, enforceable rules on the types of decisions that creditors can influence during bankruptcy proceedings, on the priority of creditors and on other important issues is critical for lenders—and becomes a key factor for them in fixing interest rates and maturity terms for loans.<sup>9</sup>

---

### AN EXPANDED FOCUS FOR THE INDICATORS

The *Doing Business* indicators on resolving insolvency measure the efficiency

of insolvency (bankruptcy) frameworks around the world. Until this year the focus was on capturing the time, cost and outcome of the most likely in-court proceeding involving a domestic debtor in each economy. These 3 measures were then used to calculate the recovery rate—how much of its loan a secured creditor would be able to recover at the end of the proceedings.

This year *Doing Business* has introduced an important change in methodology for the resolving insolvency indicators. Besides measuring the recovery rate, it now also tests whether each economy has adopted internationally recognized good practices in the area of insolvency. A new indicator, the strength of insolvency framework index, measures good practices in accordance with principles developed by the World Bank and the United Nations Commission on International Trade Law (UNCITRAL)—the World Bank’s *Principles for Effective Insolvency and Creditor/Debtor Regimes* (referred to here as the “World Bank principles”) and UNCITRAL’s *Legislative Guide on Insolvency Law* (“UNCITRAL guide”).<sup>10</sup>

The purpose behind expanding the scope of the methodology is to capture multiple aspects of the insolvency framework in each economy. The new strength of insolvency framework index measures the quality of insolvency laws, while the previous methodology (recovery rate) captures the insolvency practice. Thus the expanded methodology will provide a more complete and balanced view of the insolvency framework in each economy by addressing both the quality of the law and the efficiency of its implementation. One of the findings this year is that economies with a higher quality of insolvency laws as measured by the strength of insolvency framework index experience on average higher recovery rates.<sup>11</sup> Additionally, while the previous methodology focused mainly on secured creditors, the new

index widens the reach of the resolving insolvency indicator set to debtors and unsecured creditors.

Both the World Bank principles and the UNCITRAL guide avoid using the term *bankruptcy* and instead use the broader term *insolvency*. The 2 guidebooks generally agree on the objectives of an effective and efficient insolvency regime, and both provide specific recommendations on each of these objectives (the UNCITRAL guide, a multivolume publication, covers a multiplicity of options). The good practices tested under the new indicator are closely linked with the objectives identified in both guidebooks and follow the provisions elaborated in them (table 12.1).

The strength of insolvency framework index measures whether each economy has adopted internationally recognized good practices in 4 areas: commencement of insolvency proceedings, management of the debtor’s assets, reorganization proceedings and creditor participation in insolvency proceedings. Each of these topics is addressed by a separate component index through several questions.

- The *commencement of proceedings index* measures what type of proceedings (liquidation, reorganization or both) debtors and creditors can initiate and what standard is used to declare a debtor insolvent.
- The *management of debtor’s assets index* measures whether, during insolvency proceedings, a debtor can continue transactions essential to the survival of the business and terminate contracts that are overly burdensome; whether preferential and undervalued transactions made by the debtor prior to the commencement of insolvency can be avoided; and whether the debtor can obtain new financing during insolvency proceedings to support its continuous operation.
- The *reorganization proceedings index* measures whether and how creditors vote on a reorganization plan

and what protections are available to dissenting creditors.

- The *creditor participation index* measures whether creditors participate in important decisions during insolvency proceedings, such as appointment of the insolvency representative and sale of assets during the proceedings; whether creditors have access to information about the debtor and the proceedings; and whether creditors can object to decisions affecting their rights, such as approval of claims submitted by other creditors.

The information used to compile the strength of insolvency framework index was provided by private and public sector insolvency practitioners in each economy with reference to the applicable laws and regulations. The *Doing Business* team analyzed both primary and secondary sources in evaluating to what extent insolvency laws in each economy accord with internationally accepted good practices. Based on this analysis, the team assigned a score for each of the 4 component indices. The sum of these 4 scores is the score on the strength of insolvency framework index. (For a more detailed description of the scoring methodology, see the data notes.)

---

## WHERE ARE GOOD PRACTICES MOST COMMON?

OECD high-income economies have the highest scores on average on the strength of insolvency framework index and on each of the 4 component indices (figure 12.1). Among the economies in this region, Germany and the United States have the highest scores. Europe and Central Asia has the second highest average score on the strength of insolvency framework index, though there is a substantial difference between the average score of Eastern and Central European economies and that

**TABLE 12.1 Objectives of an effective insolvency regime as identified by the World Bank principles and the UNCITRAL guide and measured by the resolving insolvency indicators**

World Bank principles	UNCITRAL guide	Resolving insolvency indicators
Integrate with a country's broader legal and commercial systems	Provision of certainty in the market to promote economic stability and growth	
Maximize the value of a firm's assets and recoveries by creditors	Maximization of value of assets	New indicator tests whether the value of the debtor's assets can be preserved by continuing contracts of the debtor essential to survival of its business, by rejecting overly burdensome contracts, by invalidating preferential and undervalued transactions and by obtaining post-commencement financing.
Provide for the efficient liquidation of both nonviable businesses and businesses whose liquidation is likely to produce a greater return to creditors and reorganization of viable businesses		Existing indicators test whether viable businesses can be reorganized and whether businesses in liquidation can be sold as a going concern.
Strike a careful balance between liquidation and reorganization, allowing for easy conversion of proceedings from one proceeding to another	Striking a balance between liquidation and reorganization	New indicator tests whether creditors and debtors have access to both liquidation and reorganization proceedings and what the basis is for declaring a debtor insolvent.
Provide for equitable treatment of similarly situated creditors, including similarly situated foreign and domestic creditors	Ensuring equitable treatment of similarly situated creditors	New indicator tests how similarly situated creditors vote on a reorganization plan and what treatment they receive under the plan.
Provide for timely, efficient, and impartial resolution of insolvencies	Provision for timely, efficient and impartial resolution of insolvency	Existing indicators test how long the proceedings take and how much the proceedings cost for the creditors.
Prevent the improper use of the insolvency system		New indicator tests the basis for commencing insolvency proceedings.
Prevent the premature dismemberment of a debtor's assets by individual creditors seeking quick judgments	Preservation of the insolvency estate to allow equitable distribution to creditors	This principle is tested by the strength of legal rights index. <sup>a</sup>
Provide a transparent procedure that contains, and consistently applies, clear risk allocation rules and incentives for gathering and dispensing information	Ensuring a transparent and predictable insolvency law that contains incentives for gathering and dispensing information	New indicator tests the level of creditor participation during insolvency proceedings, including their ability to request information and to challenge decisions directly affecting their rights.
Recognize existing creditor rights and respect the priority of claims with a predictable and established process	Recognition of existing creditor rights and establishment of clear rules for ranking of priority claims	New indicator tests whether post-commencement creditors receive priority over existing creditors. This principle is also tested by the strength of legal rights index. <sup>b</sup>
Establish a framework for cross-border insolvencies, with recognition of foreign proceedings	Establishment of a framework for cross-border insolvency	Because <i>Doing Business</i> focuses on domestic entities and transactions, the indicators do not test this principle.

a. The strength of legal rights index (part of the getting credit indicator set) tests whether the insolvency framework includes automatic stay (moratorium) provisions, which suspend all individual creditor actions during insolvency.

b. The strength of legal rights index tests the level of priority of secured creditors' claims as compared with other claims—tax claims, employee claims, judgments.

Source: Analysis based on World Bank (2011b) and UNCITRAL (2004).

of Central Asian economies. Economies that have recently reformed their insolvency laws—such as Bulgaria,

Romania, the former Yugoslav Republic of Macedonia and Montenegro—have the region's highest scores, having

implemented many of the good practices measured by the index as part of their reform efforts.

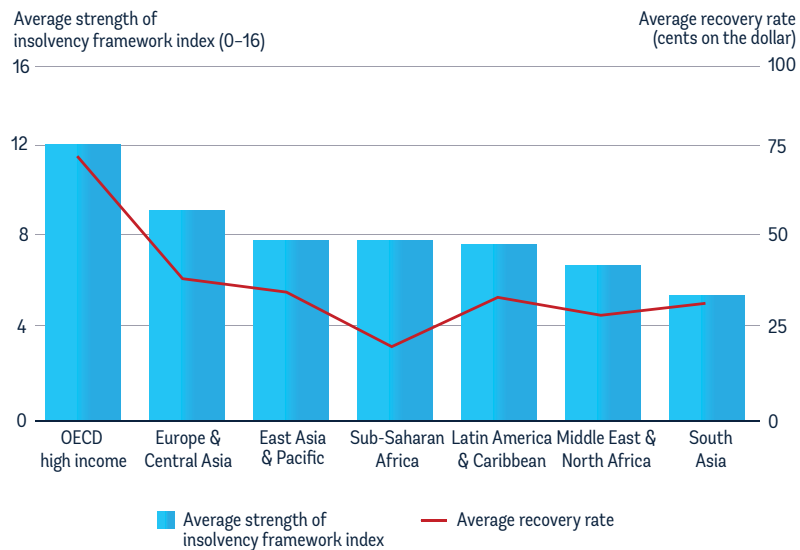
East Asia and the Pacific and Sub-Saharan Africa are tied with the third highest score. Economies with some of the highest scores in Sub-Saharan Africa are those that adopted the OHADA (Organization for the Harmonization of Business Law in Africa) Uniform Act Organizing Collective Proceedings for Wiping Off Debts. In East Asia and the Pacific there is great variation in the strength of insolvency frameworks. Economies that have recently amended their insolvency laws, such as China, Cambodia and the Philippines, receive high scores, while other economies have no formal insolvency framework, such as Palau and the Marshall Islands.

The region with the lowest average score on the strength of insolvency framework index is South Asia. Very few economies in the region have insolvency laws that facilitate the continuation of the debtor's business during insolvency proceedings. Economies in the Middle East and North Africa score only slightly better. Only 2 economies in this region have a reorganization framework, and many lack a designated insolvency law; instead, provisions related to insolvency are found in company laws and commercial codes.

In Latin America and the Caribbean some economies have well-developed insolvency laws, such as Brazil, Mexico and Colombia, for example, all of which score relatively high on the strength of insolvency framework index. But most of the smaller economies in the region, particularly island economies, still use winding-up provisions in companies acts that have not been amended for several decades.

This analysis shows that economies that have reformed their insolvency

**FIGURE 12.1 OECD high-income economies have well-developed insolvency frameworks and the highest recovery rates**



Source: Doing Business database.

laws in the past several years score substantially higher on the strength of insolvency framework index than economies that rely on old insolvency provisions in companies acts and commercial codes.

## WHAT ARE RELATIVE STRENGTHS AND WEAKNESSES?

The strength of insolvency framework index can be a meaningful instrument for governments to use in reforming their insolvency system, because it enhances the ability to identify areas where each economy can improve. The data for the component indices point to 2 areas where many economies can improve: reorganization proceedings and creditor participation (figure 12.2). There is also room for improvement in the management of the debtor's assets, to facilitate continuous operation during insolvency.

A third of the economies covered by *Doing Business* have no formal judicial reorganization framework. This means

that preservation of insolvent businesses in these economies is virtually impossible, so that the only option for an insolvent debtor is to sell its assets.

More than 40% of economies lack specific provisions in their insolvency laws that would allow debtors to maintain contracts supplying essential goods and services during insolvency proceedings. While some of these economies require utilities to continue providing services to insolvent customers, for many debtors this is not enough to ensure continuous operation. For example, a manufacturing company must have raw materials to continue operating. And a retail business cannot operate without merchandise. If suppliers can cancel their contracts as soon as a debtor becomes insolvent, the debtor's business operations must stop, greatly reducing the value of its assets.

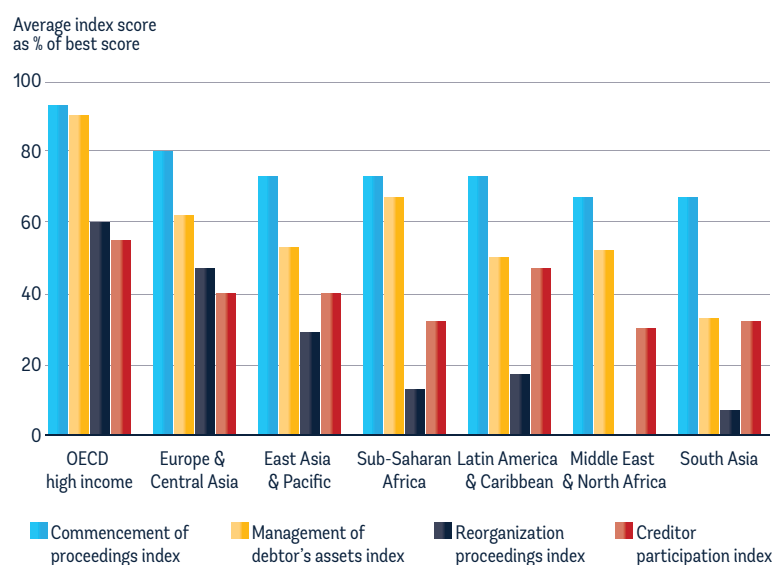
Many economies do not allow creditors to participate in important decisions throughout insolvency proceedings. Among the first and most important decisions made after insolvency proceedings begin is the appointment

of an insolvency representative, who often has the authority to act on behalf of the debtor and make key decisions about the management of its assets. Almost 60% of economies exclude creditors from the process of choosing the insolvency representative. Lack of meaningful participation can affect creditors' confidence in the system, making them less cooperative and more litigious and thus prolonging the proceedings.

The data for the component indices also point to economies with particular strengths in the areas measured. For example, Germany is one of 51 economies that receive full points on the commencement of proceedings index. The country has unified insolvency proceedings, which means that when a debtor or creditor files for insolvency, there is no requirement to specify whether liquidation or reorganization is requested. But a debtor may submit a reorganization plan together with its insolvency petition or at a later stage, and creditors may request the insolvency administrator to prepare a reorganization plan based on the financial evaluation of the company. The standard for initiating insolvency proceedings is flexible and includes both illiquidity (inability to pay debts as they mature) and overindebtedness (the debtor's assets no longer cover existing liabilities). The German insolvency framework also allows the commencement of insolvency proceedings when illiquidity is imminent, which may encourage debtors to file for insolvency before their financial circumstances become too dire.

Japan is one of 26 economies that receive full points on the management of debtor's assets index. Reorganization and liquidation proceedings in Japan are covered by 2 separate laws. Both laws include provisions that facilitate the continuation of the debtor's business during insolvency. For example, both prohibit the termination of

**FIGURE 12.2 Two areas where many economies can improve are reorganization proceedings and creditor participation**



Source: Doing Business database.

contracts on the sole ground that the debtor has become insolvent and allow the debtor (or an administrator or trustee in bankruptcy) to decide which contracts should be continued during insolvency and which should be terminated. This allows the business to receive essential goods and services that will enable it to survive while eliminating overly burdensome obligations that may threaten its operation. Both laws also allow the avoidance of preferential and undervalued transactions concluded before the commencement of proceedings.

In addition, in both liquidation and reorganization proceedings the debtor (or an administrator or trustee in bankruptcy) is allowed to take new loans if necessary for continuation of the business, though approval of the court may be required. New loans are treated as common benefit claims and receive preference over the claims of general unsecured creditors but not over those of secured creditors, whose preference remains unchanged. Such provisions on post-commencement financing permit a debtor in financial difficulties

to continue operating while they also recognize and preserve the priority of existing creditors with preferential claims.

Cambodia is one of 17 economies that receive full points on the reorganization proceedings index. In 2007 Cambodia adopted a new insolvency law that, among other features, introduced a reorganization procedure. Under the new law, when a reorganization plan is proposed, all creditors whose rights are impaired or modified by the plan vote on whether to approve or reject it. This includes secured and preferential creditors, because they may represent a substantial share of the value of the debt and their participation may be necessary to achieve successful reorganization. But creditors whose rights are not affected do not have the right to vote, as this would grant them unnecessary influence. For the purposes of voting on the plan, creditors are classified into different classes based on their interests (secured claims, tax claims, unsecured claims). All creditors within a class must be treated equally, and at least one class must approve

the plan. To ensure equitable treatment of dissenting creditors, the Cambodian law requires that they receive at least as much under the reorganization plan as they would receive in liquidation.

Despite Cambodia's adoption of a modern and comprehensive insolvency law, however, recovery rates remain very low. As this example illustrates, a modern law is not enough to achieve an efficient insolvency practice; effective implementation and a developed judiciary framework are also essential.

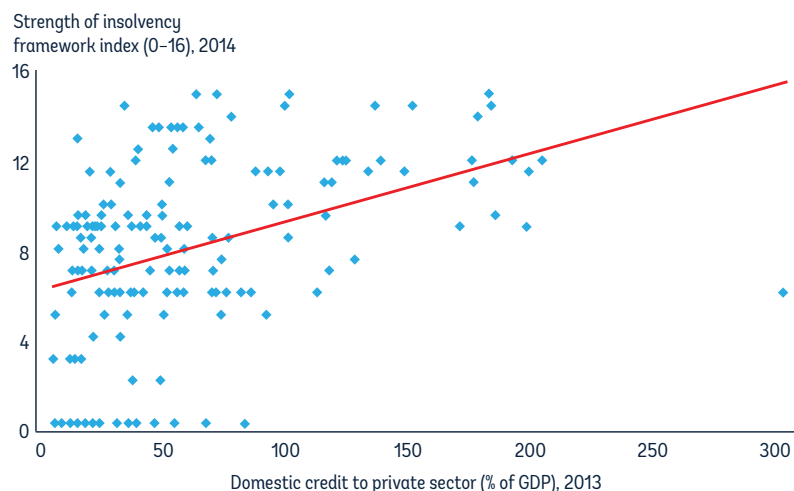
Switzerland is one of only 3 economies that receive full points on the creditor participation index. The Swiss insolvency law allows creditors to participate in many important decisions during insolvency. For example, creditors can reject the administrator appointed by the court and must approve the handling of the debtor's assets during insolvency proceedings. They can obtain copies of records related to the insolvency proceedings so as to stay informed about every stage of the process. And they have the right to object to decisions directly affecting their rights—for example, they can dispute decisions accepting the claims of other creditors.

## WHAT ARE THE LINKS WITH CREDIT MARKET DEVELOPMENT?

Analysis of the data collected for the strength of insolvency framework index confirms the connection many researchers have made between insolvency laws and credit market development. Economies that score well on the index have higher levels of credit provided to the private sector by domestic financial institutions (figure 12.3).

These results suggest that the quality of bankruptcy laws is important not for its own sake but as an indication of

**FIGURE 12.3** Economies with strong insolvency frameworks have higher levels of domestic credit provided to the private sector



Note: Domestic credit to private sector refers to financial resources provided to the private sector by financial corporations, such as through loans, purchases of nonequity securities, and trade credits and other accounts receivable, that establish a claim for repayment. The correlation between the strength of insolvency framework index and domestic credit to private sector as a percentage of GDP is 0.40. The relationship is significant at the 1% level after controlling for income per capita.

Source: *Doing Business* database; World Bank, World Development Indicators database.

and perhaps a step toward a better-developed financial system. Where credit institutions and entrepreneurs can anticipate the outcome of the worst-case scenario—when a business fails to pay its loans and several creditors must compete for the best return—more banks will be willing to lend and more entrepreneurs will be willing to take on the challenge of starting a business.

## CONCLUSION

Analysis of the data collected for the strength of insolvency framework index shows that economies with recent changes to their insolvency frameworks have better-quality laws. Among other economies, several still have no formal insolvency framework and many more rely on outdated companies acts and commercial codes for insolvency rules. Differences in regulatory quality are especially apparent in regions with emerging

economies, such as Latin America and the Caribbean and East Asia and the Pacific.

The strength of insolvency framework index can be a useful tool for governments seeking to reform their insolvency laws because it helps in identifying specific areas where insolvency regulations are lacking. The results suggest that there is opportunity in many economies to improve reorganization proceedings, facilitate the continuation of businesses during insolvency and allow greater participation by creditors in insolvency proceedings.

## NOTES

This case study was written by Klaus Koch Saldarriaga, Olena Koltko and María Antonia Quesada Gámez.

1. European Commission 2012.
2. Cirmiği, Klapper and Uttamchandani 2010.
3. Stam, Audretsch and Meijaard 2006.
4. See Araujo, Ferreira and Funchal (2012) for a summary of different studies on the relationship between creditors' rights and economic development.
5. Klapper 2011.
6. Cirmiği, Klapper and Uttamchandani 2010.
7. Lee, Peng and Barney 2007.
8. Haselmann, Pistor and Vig 2010.
9. Qian and Strahan 2007.
10. World Bank 2011b; UNCITRAL 2004.
11. For more on the relationship between the strength of insolvency framework index and the recovery rate, see figure 1.7 and the related discussion in the overview.





## Highlights from the *Doing Business* research conference

- *Doing Business* data have inspired and enabled abundant research: 2,024 research articles published in peer-reviewed academic journals since 2003, and 5,098 working papers posted online.
- The World Bank Group convened an international research conference, “*Doing Business: Past, Present and Future of Business Regulation*,” in the winter of 2014.
- According to findings of research presented at the conference, business-friendly regulation has a positive association with the entry of new firms, the profits of innovative firms, reductions in unemployment, growth in bank lending, inflows of foreign direct investment and expansions in franchises.
- Striking a balance in the amount of regulation matters. Having some business entry regulation helps define the playing field for firms and reduces the cost of information search for those entering new markets. But too much regulation increases the cost of doing business, dissuading firms from entering markets at all and thus hurting economic development prospects.
- Corruption acts as “sand” and not “grease” in the wheels of policy implementation. Firms confronted with demands for bribes wait about 1.5 times as long to get a construction permit, operating license or electricity connection as firms that did not have to pay bribes.

Data produced by *Doing Business* have inspired and enabled abundant empirical research on critical questions puzzling economists, policy makers and international development professionals. Researchers have used these data to investigate the importance of business-friendly regulation for the creation of new firms, for the productivity and profitability of existing ones and for such key outcomes as growth, employment, investment and informality. Since 2003, when the first *Doing Business* report was published, 2,024 research articles have been published in peer-reviewed academic journals and 5,098 working papers have been posted online.<sup>1</sup>

As a stock-taking exercise, the World Bank Group convened an international research conference, “*Doing Business: Past, Present and Future of Business Regulation*,” in the winter of 2014.<sup>2</sup> The conference brought together academics, World Bank Group staff and development professionals from around the world to showcase and discuss the impact of regulatory reform and to offer guidance for the *Doing Business* project in the years to come. Researchers presented 28 papers in the 8 thematic sessions, covering such issues as entry regulation, entrepreneurship, innovation, financial infrastructure, foreign direct investment, trade, labor markets, growth, corruption and transparency in regulation.

This chapter presents the main findings and methodology of selected papers

from the conference. All these papers point to important practical implications for policy makers—about how sensible regulation can help stimulate the creation of new firms, help attract investment, facilitate a reduction in unemployment, aid innovative firms and support greater lending to the private sector, and about how bribery and corruption act as “sand” and not “grease” in the wheels of policy implementation (see table 13A.1 at the end of the chapter for a summary).

### WHAT MATTERS FOR ENTREPRENEURSHIP?

Several papers look at factors that encourage or discourage entrepreneurship. Klapper, Love and Randall (2014) investigate the relationship between entrepreneurship and economic growth and the effect of the 2008–09 global financial crisis on new firm registration. The authors explore the change in new firm registrations in 109 countries over the period 2002–12, which includes precrisis, crisis and recovery periods related to the global financial crisis as well as myriad other economic fluctuations at the region and country level. They find strongly procyclical results: country-specific GDP growth is associated with higher new firm registrations, even after the global macroeconomic shocks are controlled for. Moreover, they find that growth has a stronger association with entrepreneurship in economies with a higher level of financial development and a better business

regulatory environment (as measured by the *Doing Business* indicators).

One important policy implication of their findings is that fostering an efficient regulatory environment for the financial and private sector can contribute to economic growth by aiding the efficient exit of insolvent firms during economic slowdowns and encouraging a speedier recovery in the formation of new firms during economic expansions.

A growing body of empirical evidence based on cross-country variations shows that excessive regulation or burdensome legal procedures for starting a company can deter the entry of new firms and thus affect economic performance. But less is known about the effects on economic performance when the regulatory burden or entry regulation varies within countries—and as subnational *Doing Business* reports have shown, there is evidence of great variation in the regulatory burden within some countries.

While most research in this area focuses on developing or emerging economies, Bripi (2013) focuses on Italy, analyzing how differences among provinces in the local regulatory burden affect firm creation. Italy is a particularly interesting case because it has great heterogeneity in entrepreneurship and economic performance, with marked differences between the more developed regions of the Center and North and the less developed ones of the South.

The author analyzes differences in bureaucratic burdens across Italian provinces before a major reform (single notice) that reduced the number of procedures and the time for starting a business. In the period examined there was a negative correlation between the time and cost of procedures and the entry rate of small limited liability firms (figure 13.1). After controlling for the effect of additional variables,

**FIGURE 13.1** Bureaucratic time delays and costs are associated with lower entry by small limited liability firms across Italian provinces



Note: Entry rate is the ratio of the number of newly registered small limited liability firms to the total number of limited liability firms.

Source: Bripi 2013.

including measures of local financial development and efficiency of bankruptcy procedures, the author finds that bureaucratic time delays (and, to a lesser extent, costs) due to inefficient regulatory procedures reduced the entry rate in industries that should have “naturally” high entry rates relative to low-entry sectors. The estimates show robust evidence of the negative effect of time delays on the entry rate of small limited liability firms. The relationship between cost and the entry rate is also statistically significant, though it depends on the specification used. For example, the effect of cost is significant only in less developed provinces, in those with a higher level of corruption and in the service sectors (not in manufacturing).

Overall, the results confirm the view that the regulatory burden on new start-ups matters for business creation. In particular, they provide evidence that the administrative burden in the years just before the reform was a significant obstacle

to entrepreneurship (and ultimately economic performance) in the heavily regulated provinces of the South relative to the more lightly regulated ones of the Center and North of Italy.

Audretsch, Belitski and Desai (2014) investigate how the overall business environment affects urban entrepreneurship. They look at a few dimensions of the business environment (such as those measured by the *Doing Business* indicators on starting a business, registering property, paying taxes, enforcing contracts and trading across borders) and types of regulatory reform (those affecting measures of time, cost and procedures)—and examine the links between these aspects and 2 measures of entrepreneurship, new business creation and self-employment.

The authors find that the national business environment is associated with both measures of entrepreneurship and that the type of regulatory reform can affect entrepreneurship outcomes. In particular, they find evidence that

specific regulatory dimensions (such as contract enforcement) as well as particular types of regulatory reform within each dimension (such as those affecting cost measures) are associated with the rate of self-employment and new business creation.

Audretsch, Belitski and Desai find evidence that different dimensions and pillars (time, cost, number of procedures) of the business environment could have different effects on entrepreneurship. They also find that in some cases their 2 measures of entrepreneurship (new business creation and self-employment) are affected differently by the same regulatory dimension or same type of regulatory reform.

---

## CAN REGULATION ATTRACT INVESTMENT?

Jovanovic and Jovanovic (2014) analyze whether business regulation—as measured by *Doing Business* indicators—affects inflows of foreign direct investment in 28 Eastern European and Central Asian countries. They find that greater regulatory efficiency as measured by *Doing Business* indicators has a positive association with foreign direct investment inflows from OECD countries. For example, a country in which 9 documents are required to export is likely to have investment inflows around 37% lower than those in a country in which 7 such documents are required. This effect seems strong, so it may also include the effects of other barriers to trade, such as the cost or time to export, both of which are highly correlated with the number of documents required to export (with a correlation coefficient of around 0.75). The authors also find that a reduction in the cost of starting a business is positively associated with an increase in foreign direct investment inflows.

Eight of the 9 sets of *Doing Business* indicators included in the analysis

appear to have a statistically significant relationship with foreign direct investment inflows (starting a business, dealing with construction permits, registering property, protecting minority investors, paying taxes, trading across borders, enforcing contracts and resolving insolvency); none of the getting credit indicators do. The indicators measuring cost appear to be more important than those measuring time and number of procedures. The authors therefore conclude that governments may be able to attract foreign direct investment by creating a more efficient and more business-friendly regulatory environment.

Hoffman, Munemo and Watson (2014) look at how different aspects of the business climate affect the location decisions of U.S. franchise companies. They find that a stable system of governance, citizen participation and good-quality public services all increase the chances of franchise location in a country. Of particular interest are the findings on business entry regulation. Having some regulation helps define the playing field for firms and reduces the cost of information search for those entering new markets. But too much regulation increases the cost of doing business, dissuading firms from entering markets at all and thus hurting economic development prospects. Excessive taxation also discourages the entry of franchisors into a country. The findings suggest a diminishing return from regulation after a certain point.

---

## INNOVATION AND THE CONSTRAINTS OF RED TAPE

Innovation is a key source of economic growth, so understanding the dynamics of innovative firms is important. Using firm-level panel data from emerging economies, Yang (2014) examines the relationship between the business climate and profitability for innovative

and noninnovative firms. The author finds that in business climates where nonregulatory elements (such as infrastructure or levels of crime) are poor, innovative firms have higher profits than noninnovative firms. But in business climates where regulatory or governance-related elements (such as corruption or the time and cost to start a business) are poor, innovative firms have lower profits.

Innovative firms tend to have more-educated managers, better technologies and better access to finance, which may explain their greater ability to cope in poor business climates. But they may also suffer more from red tape. Innovative firms may experience greater friction as they attempt to expand or to enter new markets—because creating new products requires interactions with government officials to apply for licenses or permits, where firms can encounter bureaucratic delays or requests for bribes.

---

## HOW DEBT ENFORCEMENT CAN BOOST LENDING

Legal protections of creditors' rights are critical to support bank lending to the private sector. Judicial efficiency and substantive law defining creditors' rights have been shown to be positively correlated with bank lending. But in India bank lending to the private sector has more than doubled in the past 2 decades despite few improvements in judicial efficiency and substantive law. What explains the expansion in bank lending over this period? Rathinam (2014) looks at the short- and long-term effect of the introduction of debt recovery tribunals, a procedural law innovation that reduced the transaction cost of availing the law. These quasi-judicial bodies bypass the overburdened civil courts in adjudicating financial disputes involving banks. Debt recovery tribunals were introduced in a staggered way across Indian states,

allowing comparison of lending by banks with and without access to the tribunals.

Rathinam finds that the introduction of debt recovery tribunals changed the perception of lenders in the short run: banks with access to tribunals loaned more than those without access. In the long run the debt recovery tribunals have had an effect on lending, even after both bank- and state-specific fixed effects are controlled for. This finding confirms the argument that good substantive law, if effectively enforced, enhances investors' and creditors' confidence in the system, which results in a larger volume of credit and ultimately greater economic growth. While confirming the causal link from law to finance, the author also points to the role of procedural law in enhancing adjudication and thus the availability of credit to the private sector.

### CAN REGULATION HELP REDUCE UNEMPLOYMENT?

Freund and Rijkers (forthcoming) investigate the factors that lead to swift, substantial and sustained reductions in unemployment. The authors examine the incidence and determinants of episodes of drastic reductions in the unemployment rate—reductions of at least 3.25 percentage points of the initial level that persist for a minimum of 3 years. They identify 43 such episodes over a period of nearly 3 decades in 94 high-income, middle-income and transition economies.

Unemployment reduction episodes often coincide with an acceleration of growth and an improvement in macroeconomic conditions. Such episodes are much more prevalent in countries with higher levels of unemployment and, given unemployment, are more likely in those with better regulation. An efficient legal system that enforces contracts expeditiously is particularly

important for reducing unemployment. The authors' findings suggest that while employment is largely related to the business cycle, better regulation can reduce the likelihood of high unemployment and promote a more rapid recovery if unemployment builds up. They also underscore the importance of effective contract enforcement and secure property rights in enabling growth in employment.

### CORRUPTION—SAND OR GREASE?

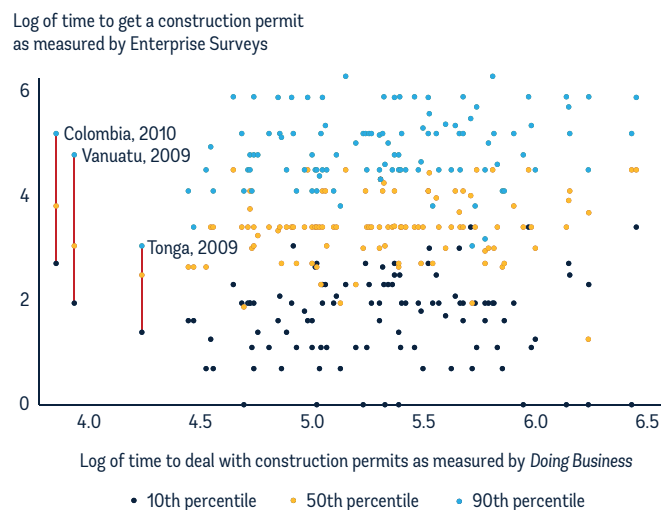
Freund, Hallward-Driemeier and Rijkers (2014) investigate whether corruption accelerates policy implementation. The authors start by documenting striking differences between the time it takes to complete regulatory procedures in practice and the time it takes when complying with the law. These are shown in figure 13.2, which plots the 10th percentile, median and 90th percentile de facto log times to get a construction permit in a given country and year as reported by entrepreneurs against the time it should take to

complete all the formalities to build a warehouse according to the *Doing Business* indicators. The authors link this heterogeneity to the incidence of demands for bribes.

The authors examine the relationship between requests for bribes and the time it takes to complete various regulatory requirements—getting a construction permit, obtaining an operating license, obtaining an electricity connection and clearing customs. They test 3 predictions implied by the “grease the wheels” hypothesis, which contends that bribes act as speed money: that all else being equal, firms confronted with requests for bribes should get things done faster; that firms with a higher opportunity cost of waiting are willing to pay more and consequently face shorter wait times; and that bribing is more beneficial where regulation is onerous.

The data are inconsistent with all 3 predictions. In the authors' preferred specifications, all else being equal, firms confronted with demands for bribes wait about 1.5 times as long to get a construction permit, operating license

**FIGURE 13.2** A striking difference between the time it takes for construction permitting in practice and the time it takes when complying with the law



Note: The sample comprises 106 countries. Data are for the most recent year available.

Source: Freund, Hallward-Driemeier and Rijkers 2014.

or electricity connection as firms that did not have to pay bribes—and they wait 1.2 times as long to clear customs when exporting and 1.4 times as long when importing. The results are robust to controlling for firm fixed effects and at odds with the notion that corruption enhances efficiency.

---

## CONCLUSION

The research papers reviewed in this chapter show that business-friendly regulation is integral to economic growth and development.<sup>3</sup> Where regulation is streamlined and judicious, it unleashes innovation, promotes the creation of jobs and helps attract foreign direct investment.

But while these papers answer many questions, they also pose many new ones. For example, Hoffman, Munemo and Watson (2014) suggest that an important area for future research is to find out what the right amount of regulation is for business entry. And the pioneering study by Audretsch, Belitski and Desai (2014) invites follow-up research on the impact of multiple dimensions of the national business environment on firms in different cities. The expansion of the global *Doing Business* sample to the second largest business city in 11 large economies, along with the data published by the subnational *Doing Business* reports, will enable further research to explore the effects of business regulations across different cities within a country—and to better understand the reasons for differences in outcomes.

---

## NOTES

1. Based on searches for citations of the 8 background papers that form the basis for the *Doing Business* indicators in the Social Science Citation Index and Google Scholar (<http://scholar.google.com>).
2. The conference took place at Georgetown University's McDonough School of Business in Washington, DC. It was cosponsored by the U.S. Agency for International Development and the Kauffman Foundation. More information is available at <http://www.doingbusiness.org/special-features/conference>.
3. For a comprehensive review of the literature on the effects of business regulation, see *Doing Business 2014*.

TABLE 13A.1 Summary of the main findings and methodology of selected papers from the *Doing Business* research conference

Theme	Main findings	Methodology overview	Data sources
Entrepreneurship	<i>Klapper, Love and Randall (2014)</i> GDP growth, especially if combined with a higher level of financial development and a better business regulatory environment, is associated with higher new firm registrations.	The initial empirical exercise uses a simple model with entry density as the dependent variable and economic growth (as a proxy for the business cycle) as the main independent variable. The authors then investigate heterogeneity in the relationship between the business cycle and new firm registration.	World Bank, Entrepreneurship Database; World Bank, World Development Indicators database; <i>Doing Business</i> database
Entrepreneurship	<i>Bripi (2013)</i> Bureaucratic time delays and, to a lesser extent, costs due to inefficient regulatory procedures can reduce the firm entry rate in industries that should have “naturally” high entry rates relative to low-entry sectors.	The analysis focuses on cross-industry and cross-province interaction effects to investigate the impact of regulation on firm entry.	Bank of Italy data set measuring the time and costs of regulation across Italian regions
Entrepreneurship	<i>Audretsch, Belitski and Desai (2014)</i> Specific national regulatory dimensions (such as contract enforcement) as well as different types of reform within a dimension (such as those affecting cost) are associated with the rate of new business start-ups and self-employment in European cities.	Panel data random effects regression is used to examine how the business environment affects new business creation and self-employment in a panel of European cities.	Eurostat Urban Audit database, regional and city statistics; <i>Doing Business</i> database
Investment	<i>Jovanovic and Jovanovic (2014)</i> Greater regulatory efficiency as measured by <i>Doing Business</i> indicators has a positive association with foreign direct investment flows from OECD countries to Eastern European and Central Asian countries.	The analysis uses the generalized method of moments technique on data on bilateral foreign direct investment flows from 22 OECD countries to 28 Eastern European and Central Asian countries during 2004–11.	World Bank, World Development Indicators database; Organisation for Economic Co-operation and Development data; International Monetary Fund (IMF), World Economic Outlook and International Financial Statistics databases; International Labour Organization data; <i>Doing Business</i> database
Investment	<i>Hoffman, Munemo and Watson (2014)</i> Having some business entry regulation helps define the playing field for firms and reduces the cost of information search for those entering new markets. But too much regulation increases the cost of doing business, dissuading firms from entering markets at all.	The analysis tests several hypotheses using a model with franchise expansion (the number of units planned for a country in the future divided by its urban population) as the dependent variable and several independent variables, including the <i>Doing Business</i> distance to frontier measure, entry regulation (measured by the cost of business start-up procedures as a percentage of GNI per capita) and the national corporate tax rate (measured as a percentage of profits). Additional explanatory variables include economic development (measured by real GDP per capita), measures of media infrastructure and of governance, and a dummy variable estimating the impact of the 2008–09 financial crisis on franchise expansion.	Press announcements by U.S. franchise companies on expansion plans or moves made into specific international markets during 2005–11 (to develop the sample); <i>Doing Business</i> database; World Bank, World Development Indicators database; Worldwide Governance Indicators
Innovation	<i>Yang (2014)</i> The profits of innovative firms are lower in business climates where regulatory or governance-related factors (such as corruption or the time and cost to start a business) are poor.	The analysis exploits the panel structure of the data. A first-difference regression is estimated. A number of control variables are used, and further robustness checks are applied.	World Bank Enterprise Surveys; <i>Doing Business</i> database; World Bank data catalog
Debt enforcement	<i>Rathinam (2014)</i> In India the introduction of debt recovery tribunals—a procedural law innovation that bypasses the overburdened civil courts in adjudicating financial disputes involving banks—explains increased bank lending.	The analysis uses a differences-in-differences model and data on lending by commercial banks in India (including advances to the commercial sector and total secured loans extended) for the years before and after the introduction of debt recovery tribunals (1993 and 1995).	Centre for Monitoring Indian Economy, PROWESS database; Reserve Bank of India, annual accounts data on scheduled commercial banks

TABLE 13A.1 Summary of the main findings and methodology of selected papers from the *Doing Business* research conference

Theme	Main findings	Methodology overview	Data sources
Unemployment	<i>Freund and Rijkers (forthcoming)</i> Episodes of drastic reductions in the unemployment rate are much more prevalent in countries with higher levels of unemployment and, given unemployment, are more likely in those with better regulation.	The authors use an event-studies approach to examine how countries achieved episodes of drastic reductions in the unemployment rate over the period 1980–2008. They examine the determinants of such episodes by estimating a probit model, with the potential for an unemployment reduction episode as the dependent variable. After performing several robustness checks, they use Bayesian model averaging to investigate which aspects of regulation matter most.	World Bank, World Development Indicators database; IMF data; Worldwide Governance Indicators; Heritage Foundation's <i>Index of Economic Freedom</i> ; <i>Doing Business</i> database
Corruption and transparency	<i>Freund, Hallward-Driemeier and Rijkers (2014)</i> Firms confronted with demands for bribes wait about 1.5 times as long to get a construction permit, operating license or electricity connection as firms that did not have to pay bribes—and they wait 1.2 times as long to clear customs when exporting and 1.4 times as long when importing.	The analysis tests 3 related hypotheses (whether bribe requests and the time to complete regulatory processes are positively correlated; and whether “greasing the wheels” is more evident for firms with the highest opportunity cost of waiting or in countries where regulations are most burdensome) by modeling the log of policy implementation time (the time it takes to export, import, get a construction permit or obtain an operating license) as a function of firm characteristics. A dummy variable indicating whether a bribe was solicited or expected is added. Results are robust to controlling for firm fixed effects and comparing within-firm heterogeneity in wait times for different government services.	World Bank Enterprise Surveys; <i>Doing Business</i> database



## References

- Akerlof, George A., and Robert J. Shiller. 2009. *Animal Spirits: How Human Psychology Drives the Economy, and Why It Matters for Global Capitalism*. Princeton, NJ: Princeton University Press.
- Alvarez de la Campa, Alejandro. 2011. "Increasing Access to Credit through Reforming Secured Transactions in the MENA Region." Policy Research Working Paper 5613, World Bank, Washington, DC.
- Araujo, Aloisio P., Rafael V. X. Ferreira and Bruno Funchal. 2012. "The Brazilian Bankruptcy Law Experience." *Journal of Corporate Finance* 18 (4): 994–1004.
- Arrow, Kenneth J. 1963. *Social Choice and Individual Value*, 2nd ed. New York: John Wiley & Sons.
- Asian Development Bank. 2013. *Pacific Private Sector Development Initiative: Progress Report 2013*. Mandaluyong City, Philippines: Asian Development Bank.
- Aterido, Reyes, Mary Hallward-Driemeier and Carmen Pages. 2009. "Big Constraints to Small Firms' Growth? Business Environment and Employment Growth across Firms." *Economic Development and Cultural Change* 59 (3): 609–47.
- Audretsch, David, Maksim Belitski and Sameeksha Desai. 2014. "Multidimensional Business Environment and Entrepreneurship in European Cities." Paper presented at the conference "Doing Business: Past, Present and Future of Business Regulation," Washington, DC, February 20–21.
- Ayyagari, Meghana, Asli Demircug-Kunt and Vojislav Maksimovic. 2014. "Who Creates Jobs in Developing Countries?" *Small Business Economics* 43 (1): 75–99.
- Balasubramanian, Bala, Bernard Black and Vikramaditya Khanna. 2010. "The Relation between Firm-Level Corporate Governance and Market Value: A Study of India." *Emerging Markets Review* 11: 319–40.
- Bartha, Mary, Yaniv Konchitchkib and Wayne Landsman. 2013. "Cost of Capital and Earnings Transparency." *Journal of Accounting and Economics* 55 (2–3): 206–24.
- Basu, Kaushik. 1983. "Cardinal Utility, Utilitarianism and a Class of Invariance Axioms in Welfare Analysis." *Journal of Mathematical Economics* 12 (3): 193–206.
- . 2006. "Coercion, Contract and the Limits of the Market." *Social Choice and Welfare* 29 (4): 559–79.
- . 2010. *Beyond the Invisible Hand: Groundwork for a New Economics*. Princeton, NJ: Princeton University Press.
- Behr, Patrick, Annkathrin Entzian and Andre Guettler. 2011. "How Do Lending Relationships Affect Access to Credit and Loan Conditions in Microlending?" *Journal of Banking and Finance* 35: 2169–78.
- Behr, Patrick, and Simon Sonnekalb. 2012. "The Effect of Information Sharing between Lenders on Access to Credit, Cost of Credit, and Loan Performance—Evidence from a Credit Registry Introduction." *Journal of Banking and Finance* 36: 3017–32.
- Berlin, Isaiah. 1969. "Two Concepts of Liberty." In *Four Essays on Liberty*. Oxford: Oxford University Press.
- Besley, Timothy, and Robin Burgess. 2004. "Can Labor Regulation Hinder Economic Performance? Evidence from India." *Quarterly Journal of Economics* 119 (1): 91–134.
- Bird, Richard M., and Eric M. Zolt. 2008. "Technology and Taxation in Developing Countries: From Hand to Mouse." Law-Econ Research Paper 08-07, UCLA School of Law, Los Angeles.
- Black, Bernard, and Woochan Kim. 2012. "The Effect of Board Structure on Firm Value: A Multiple Identification Strategy Approach Using Korean Data." *Journal of Financial Economics* 104: 203–26.
- Black, Bernard, Woochan Kim, Hasung Jang and Kyung Suh Park. 2010. "How Corporate Governance Affects



- Firm Value: Evidence on Channels from Korea." Finance Working Paper 103/2005, European Corporate Governance Institute, Brussels.
- Botero, Juan C., Simeon Djankov, Rafael La Porta, Florencio Lopez-de-Silanes and Andrei Shleifer. 2004. "The Regulation of Labor." *Quarterly Journal of Economics* 119 (4): 1339–82.
- Bowles, Samuel. 2006. *Microeconomics: Behavior, Institutions, and Evolution*. Princeton, NJ: Princeton University Press.
- Branstetter, Lee G., Francisco Lima, Lowell J. Taylor and Ana Venâncio. 2013. "Do Entry Regulations Deter Entrepreneurship and Job Creation? Evidence from Recent Reforms in Portugal." *Economic Journal*. Published electronically July 16, 2013. doi:10.1111/jecoj.12044.
- Braucher, Robert. 1969. "Freedom of Contract and the Second Restatement." *Yale Law Journal* 78 (4): 598–616.
- Bripi, Francesco. 2013. "The Role of Regulation on Entry: Evidence from the Italian Provinces." Working Paper 932, Bank of Italy, Rome.
- Brits, Anne-Marie, Chris Grant and Anthony Burns. 2002. "Comparative Study of Land Administration Systems with Special Reference to Thailand, Indonesia and Karnataka (India)." Synthesis paper prepared for Asia Region, World Bank, Washington, DC.
- Brondolo, John. 2009. "Collecting Taxes during an Economic Crisis: Challenges and Policy Options." IMF Staff Position Note 09/17, International Monetary Fund, Washington, DC.
- Brown, Martin, Tullio Jappelli and Marco Pagano. 2009. "Information Sharing and Credit: Firm-Level Evidence from Transition Countries." *Journal of Financial Intermediation* 18: 151–72.
- Brown, Martin, and Christian Zehnder. 2007. "Credit Registries, Relationship Banking, and Loan Repayment." *Journal of Money, Credit and Banking* 39 (8): 1883–918.
- Bruce, John. 2013. "Land and Conflict: Land Disputes and Land Conflicts." Property Rights and Resource Governance Briefing Paper 12, U.S. Agency for International Development, Washington, DC.
- Bruhn, Miriam. 2011. "License to Sell: The Effect of Business Registration Reform on Entrepreneurial Activity in Mexico." *Review of Economics and Statistics* 93 (1): 382–86.
- Brunetti, Aymo, Gregory Kisunko and Beatrice Weder. 1997. "Institutional Obstacles for Doing Business: Region-by-Region Results from a Worldwide Survey of the Private Sector." Policy Research Working Paper 1759, World Bank, Washington, DC.
- . 1998. "Credibility of Rules and Economic Growth: Evidence from a Worldwide Survey of the Private Sector." *World Bank Economic Review* 12 (3): 353–84.
- Burns, Anthony. 2004. "Thailand's 20 Year Program to Title Rural Land." World Development Report Background Paper, World Bank, Washington, DC.
- Buti, Marco, and Heinz Zourek. 2012. "Tax Reforms in EU Member States: Tax Policy Challenges for Economic Growth and Fiscal Sustainability." Working Paper 34–2012, European Commission Directorate General for Taxation and Customs Union Directorate General for Economic and Financial Affairs, Luxembourg.
- Caixe, Daniel Ferreira, and Elizabeth Krauter. 2013. "The Influence of the Ownership and Control Structure on Corporate Market Value in Brazil." *Revista Contabilidade & Finanças* (University of São Paulo) 24 (62): 142–53.
- Chang, Roberto, Linda Kaltani and Norman Loayza. 2009. "Openness Can Be Good for Growth: The Role of Policy Complementarities." *Journal of Development Economics* 90: 33–49.
- Chavis, Larry, Leora Klapper and Inessa Love. 2010. "Access to Financing and New Investments: Evidence from Europe." In *The Economics of Small Business: An International Perspective*, edited by Giorgio Calcagnini and Ilario Favaretto, 115–32. London: Physica-Verlag.
- Chen, Kevin, Zhihong Chen and John Wei. 2011. "Agency Costs of Free Cash Flows and the Effect of Shareholder Rights on the Implied Cost of Capital." *Journal of Financial and Quantitative Analysis* 46: 171–207.
- Cirmizi, Elena, Leora Klapper and Mahesh Uttamchandani. 2010. "The Challenges of Bankruptcy Reform." Policy Research Working Paper 5448, World Bank, Washington, DC.
- City of London Law Society. 2012. "Discussion Paper: Secured Transactions Reform." London. <http://www.citysolicitors.org.uk/attachments/article/121/20121120-Secured-Transactions-Reform---discussion-paper.pdf>.
- Cremers, Martijn, and Allen Ferrell. Forthcoming. "Thirty Years of Shareholder Rights and Firm Valuation." *Journal of Finance*.
- Crone, Theodore M. 1982. "Elements of an Economic Justification for Municipal Zoning." Federal Reserve Bank of Philadelphia, Philadelphia, PA.
- Cuzman, Ioan, Bogdan Dima and Stefana Maria Dima. 2010. "New Empirical Evidence on the Linkages between Governance and Growth." Available at [http://papers.ssrn.com/sol3/papers.cfm?abstract\\_id=1720702](http://papers.ssrn.com/sol3/papers.cfm?abstract_id=1720702).
- Deininger, Klaus, Harris Selod and Anthony Burns. 2012. *The Land Governance Assessment Framework: Identifying and Monitoring Good Practice in the Land Sector*. Washington, DC: World Bank.
- de Sa, Liliانا. 2005. "Business Registration Start-Up: A Concept Note." International Finance Corporation and World Bank, Washington, DC.
- de Soto, Hernando. 2000. *The Mystery of Capital: Why Capitalism Triumphs in the West and Fails Everywhere Else*. New York: Basic Books.
- Dharmapala, Dharmika, and Vikramaditya Khanna. 2013. "Corporate Governance, Enforcement, and Firm Value." *Journal of Law, Economics and Organization* 29 (5): 1056–84.
- DiMatteo, Larry A., and Bruce L. Rich. 2006. "A Consent Theory of Unconscionability: An Empirical Study of Law in Action." *Florida University Law Review* 33: 1067–118.
- Divanbeigi, Raian, and Rita Ramalho. 2014. "Business Regulations and Growth." Draft paper, Doing Business Unit, World Bank Group, Washington, DC.
- Djankov, Simeon, Caroline Freund and Cong S. Pham. 2010. "Trading on Time." *Review of Economics and Statistics* 92 (1): 166–73.
- Djankov, Simeon, Tim Ganser, Caralee McLiesh, Rita Ramalho and Andrei Shleifer. 2010. "The Effect of Corporate Taxes on Investment and Entrepreneurship." *American Economic Journal: Macroeconomics* 2 (3): 31–64.
- Djankov, Simeon, Oliver Hart, Caralee McLiesh and Andrei Shleifer. 2008. "Debt Enforcement around the World." *Journal of Political Economy* 116 (6): 1105–49.
- Djankov, Simeon, Rafael La Porta, Florencio Lopez-de-Silanes and Andrei Shleifer. 2002. "The Regulation of Entry." *Quarterly Journal of Economics* 117 (1): 1–37.
- . 2003. "Courts." *Quarterly Journal of Economics* 118 (2): 453–517.
- . 2008. "The Law and Economics of Self-Dealing." *Journal of Financial Economics* 88 (3): 430–65.
- Djankov, Simeon, Darshini Manraj, Caralee McLiesh and Rita Ramalho. 2005. "Doing Business Indicators: Why

- Aggregate, and How to Do It." World Bank, Washington, DC.
- Djankov, Simeon, Caralee McLiesh and Andrei Shleifer. 2007. "Private Credit in 129 Countries." *Journal of Financial Economics* 84 (2): 299–329.
- Dreher, Axel, and Martin Gassebner. 2013. "Greasing the Wheels? The Impact of Regulations and Corruption on Firm Entry." *Public Choice* 155 (3–4): 413–32.
- Dutz, Mark. 2014. "Productivity-Driven Growth and Shared Prosperity." Background paper for World Bank and International Monetary Fund *Global Monitoring Report 2014/2015: Ending Poverty and Sharing Prosperity*. World Bank, Washington, DC.
- Edwards, Carolyn. 2009. "Freedom of Contract and Fundamental Fairness for Individual Parties: The Tug of War Continues." *University of Kentucky Law Review* 77: 569–646.
- Eisenberg, Melvin Aron. 1995. "The Limits of Cognition and the Limits of Contract." *Stanford Law Review* 47: 211–60.
- European Commission. 2012. "Entrepreneurship in the EU and Beyond." Flash Eurobarometer 354, European Commission, Brussels. [http://ec.europa.eu/public\\_opinion/flash/fl\\_354\\_en.pdf](http://ec.europa.eu/public_opinion/flash/fl_354_en.pdf).
- FAO (Food and Agriculture Organization of the United Nations). 2012. *Voluntary Guidelines on the Responsible Governance of Tenure of Land, Fisheries and Forests in the Context of National Food Security*. Rome: FAO.
- Ferguson, William D. 2013. *Collective Action and Exchange: A Game-Theoretic Approach to Contemporary Political Economy*. Redwood City, CA: Stanford University Press.
- Foster, James, Mark McGillivray and Suman Seth. 2012. "Rank Robustness of Composite Indices: Dominance and Ambiguity." OPHI Working Paper 26b, Oxford Poverty and Human Development Initiative, Department of International Development, University of Oxford. <http://www.ophi.org.uk/wp-content/uploads/ophi-wp-26b.pdf?0a8fd7>.
- Freund, Caroline, Mary Hallward-Driemeier and Bob Rijkers. 2014. "Deals and Delays: Firm-Level Evidence on Corruption and Policy Implementation Times." Policy Research Working Paper 6949, World Bank, Washington, DC.
- Freund, Caroline, and Bob Rijkers. Forthcoming. "Unemployment Reduction Episodes in Rich, Middle-Income and Transition Economies." *Journal of Comparative Economics*.
- Fritsch, Michael, and Florian Noseleit. 2013. "Investigating the Anatomy of the Employment Effect of New Business Formation." *Cambridge Journal of Economics* 37 (2): 349–77.
- Galiani, Sebastian, and Ernesto Schargrodsky. 2010. "Property Rights for the Poor: The Effects of Land Titling." *Journal of Public Economics* 94 (9): 700–29.
- Gillingham, Polly, and Felicity Buckle. 2014. "Rwanda Land Tenure Regularization Case Study." Evidence on Demand. doi:10.12774/eod\_hd.march2014.gillingham.
- Gilson, Ronald. 2000. "Transparency, Corporate Governance and Capital Markets." OECD, Paris.
- Grannis, Jessica. 2011. "Adaptation Tool Kit: Sea-Level Rise and Coastal Land Use—How Governments Can Use Land-Use Practices to Adapt to Sea-Level Rise." Georgetown Climate Center, Georgetown Law, Washington, DC. [http://www.southernclimate.org/documents/resources/Adaptation\\_Tool\\_Kit\\_SLR.pdf](http://www.southernclimate.org/documents/resources/Adaptation_Tool_Kit_SLR.pdf).
- Guo, Lixiong, and Ronald W. Masulis. 2013. "Board Structure and Monitoring: New Evidence from CEO Turnovers." Finance Working Paper 351/2013, European Corporate Governance Institute, Brussels.
- Hanstad, Tim. 1998. "Designing Land Registration Systems for Developing Countries." *American University International Law Review* 13: 647–703.
- Haselmann, Rainer, Katharina Pistor and Vikrant Vig. 2010. "How Law Affects Lending." *Review of Financial Studies* 23 (2): 550–80.
- Hodgson, Paul, and Greg Ruel. 2012. "The Costs of a Combined Chair/CEO: Executive Summary." GMI Ratings. <http://www.gmiratings.com>.
- Hoffman, Richard C., Jonathan Munemo and Sharon Watson. 2014. "Business Climate and International Franchise Expansion." Paper presented at the conference "Doing Business: Past, Present and Future of Business Regulation," Washington, DC, February 20–21.
- Huang, Ying, Susan Elkinawy and Pankaj K. Jain. 2013. "Investor Protection and Cash Holdings: Evidence from US Cross-Listing." *Journal of Banking & Finance* 37 (3): 937–51.
- Hüfner, Felix, and Jens Lundsgaard. 2007. "The Swedish Housing Market: Better Allocation via Less Regulation." OECD Economics Department Working Paper 559, OECD, Paris.
- IFC (International Finance Corporation). 2012. *Credit Reporting Knowledge Guide*. Washington, DC: IFC.
- IMF (International Monetary Fund). 2009. *World Economic Outlook: Crisis and Recovery*. Washington, DC: IMF.
- Jappelli, Tullio, and Marco Pagano. 2002. "Information Sharing, Lending and Defaults: Cross-Country Evidence." *Journal of Banking and Finance* 26: 2017–45.
- Johnson, Simon. 2009. "The Quiet Coup." *Atlantic Monthly*, May. <http://www.theatlantic.com/magazine/archive/2009/05/the-quiet-coup/307364>.
- Jovanovic, Biljana, and Branimir Jovanovic. 2014. "Ease of Doing Business and Investment in Eastern Europe and Central Asia." Paper presented at the conference "Doing Business: Past, Present and Future of Business Regulation," Washington, DC, February 20–21.
- Kaplan, David, Eduardo Piedra and Enrique Seira. 2011. "Entry Regulation and Business Start-Ups: Evidence from Mexico." *Journal of Development Economics* 95: 1501–15.
- Karkkainen, Bradley C. 1994. "Zoning: A Reply to the Critics." *Journal of Land Use & Environmental Law* (Florida State University) 10 (1). <http://www.law.fsu.edu/journals/landuse/vol101/karkkain.html#FN6>.
- Kaufmann, Daniel, and Aart Kraay. 2002. "Growth without Governance." *Economía* 3 (1): 169–229.
- Kennedy, Duncan. 1982. "Distributive and Paternalist Motives in Contract and Tort Law, with Special Reference to Compulsory Terms and Unequal Bargaining Power." *Maryland Law Review* 41 (4): 563–658.
- . 2006. "Thoughts on Coherence, Social Values and National Tradition in Private Law." In *The Politics of a European Civil Code*, edited by Martijn W. Hesselink. The Hague: Kluwer Law International.
- Klapper, Leora. 2011. "Saving Viable Businesses." Public Policy Journal Note 328, World Bank Group, Washington, DC.
- Klapper, Leora, Raphael Amit, Mauro Guillen and Juan Quesada. 2010. "Entrepreneurship and Firm Formation across Countries." In *International Differences in Entrepreneurship*, edited by Josh Lerner and Antoinette Schoar. Chicago: University of Chicago Press.
- Klapper, Leora, and Inessa Love. 2011. "The Impact of Business Environment Reforms on New Firm Registration."

- Policy Research Working Paper 5493, World Bank, Washington, DC.
- Klapper, Leora, Inessa Love and Douglas Randall. 2014. "New Firm Registration and the Business Cycle." Policy Research Working Paper 6775, World Bank, Washington, DC.
- Korea, Ministry of Strategy and Finance. 2012. *Korean Taxation 2012*. Seoul.
- KPMG. 2009. *Competitive Alternatives: KPMG's Guide to International Business Location*. <http://competitivealternatives.com>.
- Kraay, Aart, and Norikazu Tawara. 2011. "Can Disaggregated Indicators Identify Governance Reform Priorities?" Policy Research Working Paper 5254, World Bank, Washington, DC.
- . 2013. "Can Specific Policy Indicators Identify Reform Priorities?" *Journal of Economic Growth* 18 (3): 253–83.
- Kronman, Anthony Townsend. 1983. "Paternalism and the Law of Contracts." *Yale Law Journal* 92: 763–98.
- Kuntchev, Veselin, Rita Ramalho, Jorge Rodríguez-Meza and Judy S. Yang. 2012. "What Have We Learned from the Enterprise Surveys regarding Access to Finance by SMEs?" Enterprise Analysis Unit, Finance and Private Sector Development Vice Presidency, World Bank Group, Washington, DC.
- Lang, Mark, Karl Lins and Mark Maffett. 2012. "Transparency, Liquidity, and Valuation: International Evidence on When Transparency Matters Most." *Journal of Accounting Research* 50 (3): 729–74.
- La Porta, Rafael, and Andrei Shleifer. 2008. "The Unofficial Economy and Economic Development." Tuck School of Business Working Paper 2009-57, Dartmouth College, Hanover, NH. Available at <http://ssrn.com/abstract=1304760>.
- Lee, Seung-Hyun, Mike W. Peng and Jay B. Barney. 2007. "Bankruptcy Law and Entrepreneurship Development: A Real Options Perspective." *Academy of Management Review* 32 (1): 257–72.
- Lima, Bruno Faustino, and Antonio Zoratto Sanvicente. 2013. "Quality of Corporate Governance and Cost of Equity in Brazil." *Journal of Applied Corporate Finance* 25 (1): 72–80.
- Lo, Agnes, Raymond Wong and Michael Firth. 2010. "Can Corporate Governance Deter Management from Manipulating Earnings? Evidence from Related-Party Sales Transactions in China." *Journal of Corporate Finance* 16: 225–35.
- Loayza, Norman V., Ana María Oviedo and Luis Servén. 2010. "Regulation and Macroeconomic Performance." In *Business Regulation and Economic Performance*, edited by Norman V. Loayza and Luis Servén. Washington, DC: World Bank.
- Love, Inessa, María Soledad Martínez Pería and Sandeep Singh. 2013. "Collateral Registries for Movable Assets: Does Their Introduction Spur Firms' Access to Bank Finance?" Policy Research Working Paper 6477, World Bank, Washington, DC.
- Luoto, Jill, Craig McIntosh and Bruce Wydick. 2004. "Credit Information Systems in Less-Developed Countries: Recent History and a Test." *Economic Development and Cultural Change* 55 (2): 313–34.
- Malhotra, D. K., Raymond Poteau and Joseph Fritz. 2013. "Does Corporate Governance Impact Performance? An Analysis of Dow Thirty Stocks." *International Journal of Business & Economics Perspectives* 8 (1): 62–75.
- Marella, Maria Rosaria. 2006. "The Old and the New Limits to Freedom of Contract in Europe." *European Review of Contract Law* 2: 257–74.
- McLean, David, Tianyu Zhang and Mengxin Zhao. 2012. "Why Does the Law Matter? Investor Protection and Its Effects on Investment, Finance, and Growth." *Journal of Finance* 67 (1): 313–50.
- Monteiro, C. M. Joana, and Juliano J. Assunção. 2012. "Coming Out of the Shadows? Estimating the Impact of Bureaucracy Simplification and Tax Cut on Formality in Brazilian Microenterprises." *Journal of Development Economics* 99: 105–15.
- Moss, Tim. 2014. "International Good Practices in Business Registers." Presentation at Corporate Registers Forum, Rio de Janeiro, March 18.
- Motta, Marialisa, Ana María Oviedo and Massimiliano Santini. 2010. "An Open Door for Firms: The Impact of Business Entry Reforms." Viewpoint 323, World Bank Group, Washington, DC. <https://www.wbginvestmentclimate.org/uploads/323-Business-entry-reforms.pdf>.
- Moullier, Thomas. 2009. "Reforming Building Permits: Why Is It Important and What Can IFC Really Do?" International Finance Corporation, Washington, DC.
- Nataraj, Shantni, Francisco Perez-Arce, Sinduja Srinivasan and Krishna Kumar. 2012. "What Is the Impact of Labour Market Regulation on Employment in LICs? How Does It Vary by Gender?" Rand Working Paper WR-957, Rand Corporation, Santa Monica, CA.
- Neumann, Brad. 2014. "Climate Change and Local Government: Zoning for Small Wind Energy, Part 1." Michigan State University Extension, East Lansing, MI. [http://msue.anr.msu.edu/news/climate\\_change\\_and\\_local\\_government\\_zoning\\_for\\_small\\_wind\\_energy](http://msue.anr.msu.edu/news/climate_change_and_local_government_zoning_for_small_wind_energy).
- OECD (Organisation for Economic Co-operation and Development). 2002. *Foreign Direct Investment for Development: Maximising Benefits, Minimising Costs*. Paris: OECD.
- . 2004. *OECD Principles of Corporate Governance*. Paris: OECD.
- . 2010a. *Choosing a Broad Base—Low Rate Approach to Taxation*. Tax Policy Study 19. Paris: OECD.
- . 2010b. *Growth-Oriented Tax Policy Reform Recommendations*. Tax Policy Study 20. Paris: OECD.
- . 2012. *OECD Economic Surveys: Korea*. Paris: OECD.
- Pettit, Mark. 1999. "Freedom, Freedom of Contract, and the Rise and the Fall." *Boston University Law Review* 79: 263–354.
- Pierre, Gaëlle, and Stefano Scarpetta. 2007. "How Labor Market Policies Can Combine Workers' Protection with Job Creation: A Partial Review of Some Key Issues and Policy Options." Social Protection Discussion Paper 0716, World Bank, Washington, DC.
- Portugal-Perez, Alberto, and John S. Wilson. 2012. "Export Performance and Trade Facilitation Reform: Hard and Soft Infrastructure." *World Development* 40 (7): 1295–307.
- Posner, Eric A. 1995. "Contract Law in the Welfare State: A Defense of the Unconscionability Doctrine, Usury Laws, and Related Limitations on the Freedom to Contract." *Journal of Legal Studies* 24: 283–320.
- Powell, Andrew, Nataliya Mylenko, Margaret Miller and Giovanni Majnoni. 2004. "Improving Credit Information, Bank Regulation and Supervision: On the Role and Design of Public Credit Registries." Policy Research Working Paper 3443, World Bank, Washington, DC.
- Qian, Jun, and Philip E. Strahan. 2007. "How Laws and Institutions Shape Financial Contracts: The Case of Bank Loans." *Journal of Finance* 62 (6): 2803–34.
- Ramello, Giovanni, and Stephen Voigt. 2012. "The Economics of Efficiency and the Judicial System." *International Review of Law and Economics* 32: 1–2.

- Rathinam, Francis Xavier. 2014. "Procedural Law and Bank Lending to Private Sector: Evidence from India." Paper presented at the conference "Doing Business: Past, Present and Future of Business Regulation," Washington, DC, February 20–21.
- Schaffner, Philip, and Jake Waxman. 2009. "Environmental Policy Green Zoning: Creating Sustainable Communities through Incentive Zoning." Harvard Kennedy School, Cambridge, MA. [http://www.hks.harvard.edu/var/egp\\_site/storage/fckeditor/file/pdfs/centers-programs/centers/rappaport/paes/schaffner\\_waxman.pdf](http://www.hks.harvard.edu/var/egp_site/storage/fckeditor/file/pdfs/centers-programs/centers/rappaport/paes/schaffner_waxman.pdf).
- Schneider, Friedrich. 2005. "The Informal Sector in 145 Countries." Department of Economics, University Ling, Ling.
- Scott, Robert E. 2002. "The Rise and Fall of Article 2." *Louisiana Law Review* 62: 1009–64.
- Sen, Amartya. 1977. "On Weights and Measures: Informational Constraints in Social Welfare Analysis." *Econometrica* 49 (7): 1539–72.
- Shapiro, David L. 1988. "Courts, Legislatures and Paternalism." *Virginia Law Review* 74: 519–74.
- Stam, Erik, David B. Audretsch and Joris Meijaard. 2006. "Renascent Entrepreneurship." ERIM Report Series 17, Erasmus Research Institute of Management, Erasmus University Rotterdam.
- Stiglitz, Joseph E., Amartya Sen and Jean-Paul Fitoussi. 2009. "Report by the Commission on the Measurement of Economic Performance and Social Progress." [http://www.stiglitz-sen-fitoussi.fr/documents/rapport\\_anglais.pdf](http://www.stiglitz-sen-fitoussi.fr/documents/rapport_anglais.pdf).
- Study Group on a European Civil Code and Research Group on EC Private Law (Acquis Group). 2009. *Principles, Definitions and Model Rules of European Private Law: Draft Common Frame of Reference*. Vol. 6. Oxford: Oxford University Press.
- Swedish National Board of Housing, Building and Planning. 2013. *The Housing Shortage and Rent Setting System: A Knowledge Base*. Market Report. Stockholm.
- Tajti, Tibor. 2013. "Post-1990 Secured Transaction Law Reforms in Central and Eastern Europe." *Szegedi Közjegyőői Közlöny* 2 (3): 14–21; 2 (4): 18–26.
- Transparency International. 2011. "Corruption in the Land Sector." Working Paper 4. Berlin.
- Turner, Michael, Robin Varghese, Patrick Walker and Katrina Dusek. 2009. *Credit Reporting Customer Payment Data: Impact on Customer Payment Behavior and Furnisher Costs and Benefits*. Chapel Hill, NC: PERC Press.
- U.K. Companies House. 2013a. *Companies House Annual Report & Accounts 2012/13*. London: The Stationery Office.
- . 2013b. *Companies Register Activities 2012–2013*. London: Companies House.
- UNCITRAL (United Nations Commission on International Trade Law). 2004. *Legislative Guide on Insolvency Law*. New York: United Nations.
- . 2007. *Legislative Guide on Secured Transactions*. New York: United Nations.
- UNECE (United Nations Economic Commission for Europe). 2012. *Policy Framework for Sustainable Real Estate Markets: Principles and Guidance for the Development of a Country's Real Estate Sector*. Geneva: UNECE.
- UN-Habitat (United Nations Human Settlements Programme). 2012. *Managing Urban Land Information: Learning from Emergent Practices*. Nairobi: UN-Habitat.
- . 2013. *Tools to Support Transparency in Land Administration*. Nairobi: UN-Habitat.
- U.S. Securities and Exchange Commission. 2012. "Work Plan for the Consideration of Incorporating International Financial Reporting Standards into the Financial Reporting System for U.S. Issuers." Final Staff Report, U.S. Securities and Exchange Commission, Washington, DC. <http://www.sec.gov/spotlight/ifrs-work-plan-final-report.pdf>.
- Weber, David P. 2013. "Restricting the Freedom of Contract: A Fundamental Prohibition." *Yale Human Rights & Development Law Journal* 16: 51–141.
- Wehrmann, Babette. 2008. *Land Conflicts: A Practical Guide to Dealing with Land Disputes*. Eschborn, Germany: Deutsche Gesellschaft für Technische Zusammenarbeit.
- Wille, John R., Karim O. Belayachi, Numa de Magalhaes and Frédéric Meunier. 2011. "Leveraging Technology to Support Business Registration Reform: Insights from Recent Country Experience." Investment Climate in Practice Note 17, Investment Climate Department, World Bank Group, Washington, DC.
- World Bank. 1989. *World Development Report 1989: Financial Systems and Development*. New York: Oxford University Press.
- . 2006. *Doing Business in 2006: Creating Jobs*. Washington, DC: World Bank.
- . 2011a. *General Principles for Credit Reporting*. Washington, DC: World Bank.
- . 2011b. *Principles for Effective Insolvency and Creditor/Debtor Regimes*. Revised. Washington, DC: World Bank. [http://siteresources.worldbank.org/EXTGILD/Resources/5807554-1357753926066/ICRPrinciples-Jan2011\[FINAL\].pdf](http://siteresources.worldbank.org/EXTGILD/Resources/5807554-1357753926066/ICRPrinciples-Jan2011[FINAL].pdf).
- . 2012. *World Development Report 2013: Jobs*. Washington, DC: World Bank.
- . 2013a. *Doing Business 2013: Smarter Regulations for Small and Medium-Size Enterprises*. Washington, DC: World Bank.
- . 2013b. *Doing Business 2014: Understanding Regulations for Small and Medium-Size Enterprises*. Washington, DC: World Bank.
- . 2014a. *A Measured Approach to Ending Poverty and Boosting Shared Prosperity: Concepts, Data, and the Twin Goals*. Policy Research Report. Washington, DC: World Bank.
- . 2014b. *Sweden's Business Climate: Opportunities for Entrepreneurs through Improved Regulations*. Washington, DC: World Bank.
- . 2014c. *World Development Indicators 2014*. Washington, DC: World Bank.
- . Forthcoming. *World Development Report 2015: Mind and Society: How a Better Understanding of Human Behavior Can Improve Development Policy*. Washington, DC: World Bank.
- World Bank and IMF (International Monetary Fund). 2014. *Global Monitoring Report 2014/2015: Ending Poverty and Sharing Prosperity*. Washington, DC: World Bank.
- World Bank Group, Investment Climate Advisory Services. 2009. *How Many Stops in a One-Stop Shop? A Review of Recent Developments in Business Registration*. Washington, DC: World Bank Group.
- . 2013. "Sustaining Investment Climate, and Making Rwanda a Favorite Business Destination." World Bank Group, Washington, DC.
- World Bank Group, Investment Climate Department. 2013. *Good Practices for Construction Regulation and Enforcement Reform: Guidelines for Reformers*. Washington, DC: World Bank Group.
- Yang, Judy S. 2014. "The Business Climate, Innovation, and Firm Profitability." Paper presented at the conference "Doing Business: Past, Present and Future of Business Regulation," Washington, DC, February 20–21.



## Data notes

The indicators presented and analyzed in *Doing Business* measure business regulation and the protection of property rights—and their effect on businesses, especially small and medium-size domestic firms. First, the indicators document the complexity of regulation, such as the number of procedures to start a business or to register a transfer of commercial property. Second, they gauge the time and cost to achieve a regulatory goal or comply with regulation, such as the time and cost to enforce a contract, go through bankruptcy or trade across borders. Third, they measure the extent

of legal protections of property, for example, the protections of minority investors against looting by company directors or the range of assets that can be used as collateral according to secured transactions laws. Fourth, a set of indicators documents the tax burden on businesses. Finally, a set of data covers different aspects of employment regulation. The 11 sets of indicators measured in *Doing Business* were added over time, and the sample of economies and cities expanded (table 14.1).

The data for all sets of indicators in *Doing Business 2015* are for June 2014.<sup>1</sup>

**TABLE 14.1** Topics and economies covered by each *Doing Business* report

Topic	DB 2004	DB 2005	DB 2006	DB 2007	DB 2008	DB 2009	DB 2010	DB 2011	DB 2012	DB 2013	DB 2014	DB 2015
Getting electricity												
Dealing with construction permits												
Trading across borders												
Paying taxes												
Protecting minority investors												
Registering property												
Getting credit												
Resolving insolvency												
Enforcing contracts												
Labor market regulation												
Starting a business												
<b>Number of economies</b>	<b>133</b>	<b>145</b>	<b>155</b>	<b>175</b>	<b>178</b>	<b>181</b>	<b>183</b>	<b>183</b>	<b>183</b>	<b>185</b>	<b>189</b>	<b>189</b>

Note: Data for the economies added to the sample each year are back-calculated to the previous year. The exceptions are Kosovo and Montenegro, which were added to the sample after they became members of the World Bank Group. In *Doing Business 2015*, while the number of economies remains the same as in *Doing Business 2014*, 11 cities have been added.

## METHODOLOGY

The *Doing Business* data are collected in a standardized way. To start, the *Doing Business* team, with academic advisers, designs a questionnaire. The questionnaire uses a simple business case to ensure comparability across economies and over time—with assumptions about the legal form of the business, its size, its location and the nature of its operations. Questionnaires are administered to more than 10,700 local experts, including lawyers, business consultants, accountants, freight forwarders, government officials and other professionals routinely administering or advising on legal and regulatory requirements (table 14.2). These experts have several rounds of interaction with the *Doing Business* team, involving conference calls, written correspondence and visits by the team. For *Doing Business 2015* team members visited 26 economies, including 10 new cities, to verify data and recruit respondents. The data from questionnaires are subjected to numerous rounds of verification, leading to revisions or expansions of the information collected.

The *Doing Business* methodology offers several advantages. It is transparent, using factual information about what

laws and regulations say and allowing multiple interactions with local respondents to clarify potential misinterpretations of questions. Having representative samples of respondents is not an issue; *Doing Business* is not

a statistical survey, and the texts of the relevant laws and regulations are collected and answers checked for accuracy. The methodology is inexpensive and easily replicable, so data can be collected in a large sample of economies. Because standard assumptions are used in the data collection, comparisons and benchmarks are valid across economies. Finally, the data not only highlight the extent of specific regulatory obstacles to business but also identify their source and point to what might be reformed.

### Economy characteristics

#### Gross national income per capita

*Doing Business 2015* reports 2013 income per capita as published in the World Bank's *World Development Indicators 2014*. Income is calculated using the Atlas method (current U.S. dollars). For cost indicators expressed as a percentage of income per capita, 2013 gross national income (GNI) in U.S. dollars is used as the denominator. GNI data based on the Atlas method were not available from the World Bank for Argentina, The Bahamas, Bahrain, Barbados, Brunei Darussalam, Djibouti, Kuwait, Libya, Myanmar, New Zealand, Oman, San Marino, the Syrian Arab Republic, and West Bank and Gaza. In these cases GDP or GNP per capita data and growth rates from other sources, such as the International Monetary Fund's World Economic Outlook database and the Economist Intelligence Unit, were used.

#### Region and income group

*Doing Business* uses the World Bank regional and income group classifications, available at <http://data.worldbank.org/about/country-classifications>. While the World Bank does not assign regional classifications to high-income economies, regional averages presented in figures and tables in the *Doing Business* report include economies from all income groups (low, lower middle, upper middle and high income). For the purpose of the report, high-income OECD economies are assigned the "regional" classification *OECD high income*.

#### Population

*Doing Business 2015* reports midyear 2013 population statistics as published in *World Development Indicators 2014*.

**TABLE 14.2** How many experts does *Doing Business* consult?

Indicator set	Respondents	Economies with given number of respondents (%)		
		1-2	3-5	5+
Starting a business	1,651	10	33	57
Dealing with construction permits	1,082	18	40	42
Getting electricity	967	22	45	33
Registering property	1,229	20	37	43
Getting credit	1,538	10	25	65
Protecting minority investors	1,117	25	37	38
Paying taxes	1,305	7	39	54
Trading across borders	1,184	22	46	33
Enforcing contracts	1,314	18	42	40
Resolving insolvency	1,051	25	40	35
Labor market regulation	1,134	23	40	37
<b>Total</b>	<b>13,572</b>	<b>18</b>	<b>39</b>	<b>43</b>

## LIMITS TO WHAT IS MEASURED

The *Doing Business* methodology has 5 limitations that should be considered when interpreting the data. First, for most economies the collected data refer to businesses in the largest business city (which in some economies

differs from the capital) and may not be representative of regulation in other parts of the economy. (The exceptions are 11 economies that have a population of more than 100 million, where *Doing Business*, for the first time this year, also collected data for the second largest business city.)<sup>2</sup> To address this limitation, subnational *Doing Business* indicators were created (box 14.1). Second, the data often focus on a specific business form—generally a limited liability company (or its legal equivalent) of a specified size—and may not be representative of the regulation on other businesses, for example, sole proprietorships. Third, transactions described in a standardized case scenario refer to a specific set of issues and may not represent the full set of issues that a business encounters. Fourth, the measures of time involve an element of judgment by the expert respondents. When sources indicate different estimates, the time indicators reported in *Doing Business* represent the median values of several responses given under the assumptions of the standardized case.

Finally, the methodology assumes that a business has full information on what is required and does not waste time when completing procedures. In practice, completing a procedure may take longer if the business lacks information or is unable to follow up

promptly. Alternatively, the business may choose to disregard some burdensome procedures. For both reasons the time delays reported in *Doing Business 2015* would differ from the recollection of entrepreneurs reported in the World Bank Enterprise Surveys or other firm-level surveys.

## CHANGES IN WHAT IS MEASURED

As part of a 2-year update in methodology, *Doing Business 2015* incorporates 7 important changes. First, the ease of doing business ranking as well as all topic-level rankings are now computed on the basis of distance to frontier scores (see the chapter on the distance to frontier and ease of doing business ranking). Second, for the 11 economies with a population of more than 100 million, data for a second city have been added to the data set and the ranking calculation. Third, for getting credit, the methodology has been revised for both the strength of legal rights index and the depth of credit information index. The number of points has been increased in both indices, from 10 to 12 for the strength of legal rights index and from 6 to 8 for the depth of credit information index. In addition, only credit bureaus and registries that cover at least 5% of the adult population can

receive a score on the depth of credit information index.

Fourth, the name of the protecting investors indicator set has been changed to protecting minority investors to better reflect its scope—and the scope of the indicator set has been expanded to include shareholders' rights in corporate governance beyond related-party transactions. Fifth, the resolving insolvency indicator set has been expanded to include an index measuring the strength of the legal framework for insolvency. Sixth, the calculation of the distance to frontier score for paying taxes has been changed. The total tax rate component now enters the score in a nonlinear fashion, in an approach different from that used for all other indicators (see the chapter on the distance to frontier and ease of doing business ranking).

Finally, the name of the employing workers indicator set has been changed to labor market regulation, and the scope of this indicator set has also been changed. The indicators now focus on labor market regulations applying to the retail sector rather than the manufacturing sector, and their coverage has been expanded to include regulations on labor disputes and on benefits provided to workers. The labor market regulation indicators continue to be excluded from the aggregate distance to frontier score and ranking on the ease of doing business.

### BOX 14.1 Subnational *Doing Business* indicators

Subnational *Doing Business* studies point to differences in business regulation and its implementation—as well as in the pace of regulatory reform—across cities in the same economy or region. For several economies subnational studies are now periodically updated to measure change over time or to expand geographic coverage to additional cities.

This year subnational studies were completed in the Arab Republic of Egypt, Mexico and Nigeria. In addition, the geographic coverage was expanded for ongoing studies in the Dominican Republic, Poland, South Africa, Spain and 6 Central American countries. And for the first time subnational studies are incorporating a gender perspective, assessing practices at public registries in Nigeria and analyzing legal indicators from the World Bank Group's *Women, Business and the Law* report on Central America.

Beyond these changes there are 3 other updates in methodology. For paying taxes, the financial statement variables have been updated to be proportional to 2012 income per capita; previously they were proportional to 2005 income per capita. For enforcing contracts, the value of the claim is now set at twice the income per capita or \$5,000, whichever is greater. For dealing with construction permits, the cost of construction is now set at 50 times income per capita (before, the cost was assessed by the

*Doing Business* respondents). In addition, this indicator set no longer includes the procedures for obtaining a landline telephone connection.

## DATA CHALLENGES AND REVISIONS

Most laws and regulations underlying the *Doing Business* data are available on the *Doing Business* website at <http://www.doingbusiness.org>. All the sample questionnaires and the details underlying the indicators are also published on the website. Questions on the methodology and challenges to data can be submitted through the website's "Ask a Question" function at <http://www.doingbusiness.org>.

*Doing Business* publishes 18,400 indicators (92 indicators per economy) each year. To create these indicators, the team measures more than 100,000 data points, each of which is made available on the *Doing Business* website. Historical data for each indicator and economy are available on the website, beginning with the first year the indicator or economy was included in the report. To provide a comparable time series for research, the data set is back-calculated to adjust for changes in methodology and any revisions in data due to corrections. This year, however, the getting credit, paying taxes and labor market regulation indicators will be back-calculated for only one year because of the significant changes in methodology for these indicators. The website also makes available all original data sets used for background papers. The correction rate between *Doing Business* 2014 and *Doing Business* 2015 is 5.3%.<sup>3</sup>

Governments submit queries on the data and provide new information to *Doing Business*. During the *Doing Business* 2015 production cycle the team received 105 such queries from governments. In addition, the team

held videoconferences with government representatives in 27 economies and in-person meetings with government representatives in 13 economies.

## STARTING A BUSINESS

*Doing Business* records all procedures officially required, or commonly done in practice, for an entrepreneur to start up and formally operate an industrial or commercial business, as well as the time and cost to complete these procedures and the paid-in minimum capital requirement (figure 14.1). These procedures include obtaining all necessary licenses and permits and completing any required notifications, verifications or inscriptions for the company and employees with relevant authorities. The ranking of economies on the ease of starting a business is determined by sorting their distance to frontier scores for starting a business. These scores are the simple average of the distance to frontier scores for each of the component indicators (figure 14.2). The distance to frontier measure illustrates the distance of an economy to the "frontier," which is derived from the most efficient practice or highest score achieved on each indicator.

After a study of laws, regulations and publicly available information on

business entry, a detailed list of procedures is developed, along with the time and cost to comply with each procedure under normal circumstances and the paid-in minimum capital requirement. Subsequently, local incorporation lawyers, notaries and government officials complete and verify the data.

Information is also collected on the sequence in which procedures are to be completed and whether procedures may be carried out simultaneously. It is assumed that any required information is readily available and that the entrepreneur will pay no bribes. If answers by local experts differ, inquiries continue until the data are reconciled.

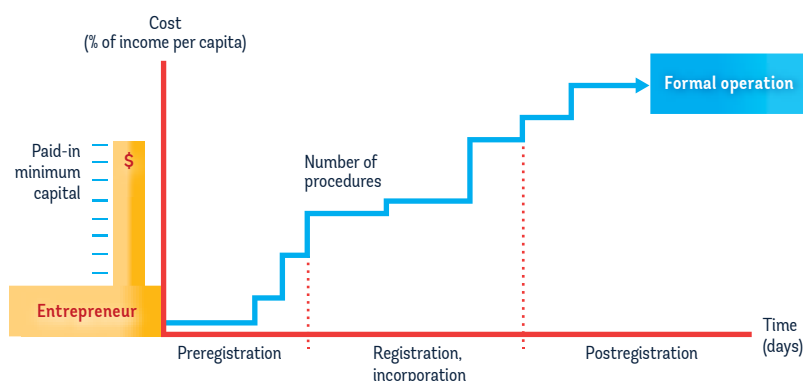
To make the data comparable across economies, several assumptions about the business and the procedures are used.

### Assumptions about the business

The business:

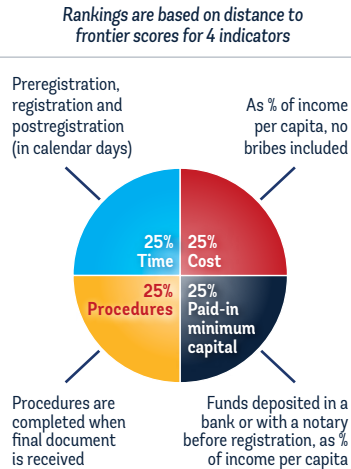
- Is a limited liability company (or its legal equivalent). If there is more than one type of limited liability company in the economy, the limited liability form most common among domestic firms is chosen. Information on the most common form is obtained from incorporation lawyers or the statistical office.

**FIGURE 14.1** What are the time, cost, paid-in minimum capital and number of procedures to get a local limited liability company up and running?





**FIGURE 14.2 Starting a business: getting a local limited liability company up and running**



- Operates in the economy's largest business city. For 11 economies the data are also collected for the second largest business city (see table 14A.1 at the end of the data notes).
- Is 100% domestically owned and has 5 owners, none of whom is a legal entity.
- Has start-up capital of 10 times income per capita, paid in cash.
- Performs general industrial or commercial activities, such as the production or sale to the public of products or services. The business does not perform foreign trade activities and does not handle products subject to a special tax regime, for example, liquor or tobacco. It is not using heavily polluting production processes.
- Leases the commercial plant or offices and is not a proprietor of real estate.
- Does not qualify for investment incentives or any special benefits.
- Has at least 10 and up to 50 employees 1 month after the commencement of operations, all of them domestic nationals.
- Has a turnover of at least 100 times income per capita.
- Has a company deed 10 pages long.

## Procedures

A procedure is defined as any interaction of the company founders with external parties (for example, government agencies, lawyers, auditors or notaries). Interactions between company founders or company officers and employees are not counted as procedures. Procedures that must be completed in the same building but in different offices or at different counters are counted separately. If founders have to visit the same office several times for different sequential procedures, each is counted separately. The founders are assumed to complete all procedures themselves, without middlemen, facilitators, accountants or lawyers, unless the use of such a third party is mandated by law or solicited by the majority of entrepreneurs. If the services of professionals are required, procedures conducted by such professionals on behalf of the company are counted separately. Each electronic procedure is counted separately. If 2 procedures can be completed through the same website but require separate filings, they are counted as 2 separate procedures.

Both pre- and postincorporation procedures that are officially required for an entrepreneur to formally operate a business are recorded (table 14.3).

Procedures required for official correspondence or transactions with public agencies are also included. For example, if a company seal or stamp is required on official documents, such as tax declarations, obtaining the seal or stamp is counted. Similarly, if a company must open a bank account before registering for sales tax or value added tax, this transaction is included as a procedure. Shortcuts are counted only if they fulfill 4 criteria: they are legal, they are available to the general public, they are used by the majority of companies, and avoiding them causes substantial delays.

Only procedures required of all businesses are covered. Industry-specific

**TABLE 14.3 What do the starting a business indicators measure?**

### Procedures to legally start and operate a company (number)

Preregistration (for example, name verification or reservation, notarization)

Registration in the economy's largest business city<sup>a</sup>

Postregistration (for example, social security registration, company seal)

### Time required to complete each procedure (calendar days)

Does not include time spent gathering information

Each procedure starts on a separate day (2 procedures cannot start on the same day)—though procedures that can be fully completed online are an exception to this rule

Procedure considered completed once final incorporation document is received

No prior contact with officials

### Cost required to complete each procedure (% of income per capita)

Official costs only, no bribes

No professional fees unless services required by law

### Paid-in minimum capital (% of income per capita)

Funds deposited in a bank or with a notary before registration (or within 3 months)

a. For 11 economies the data are also collected for the second largest business city.

procedures are excluded. For example, procedures to comply with environmental regulations are included only when they apply to all businesses conducting general commercial or industrial activities. Procedures that the company undergoes to connect to electricity, water, gas and waste disposal services are not included.

## Time

Time is recorded in calendar days. The measure captures the median duration that incorporation lawyers indicate is necessary in practice to complete a procedure with minimum follow-up with government agencies and no extra payments. It is assumed that the minimum time required for each procedure is 1 day, except for procedures that can be fully completed online, for which the time required is recorded as half a day.

Although procedures may take place simultaneously, they cannot start on the same day (that is, simultaneous procedures start on consecutive days), again with the exception of procedures that can be fully completed online. A procedure is considered completed once the company has received the final incorporation document, such as the company registration certificate or tax number. If a procedure can be accelerated for an additional cost, the fastest procedure is chosen if that option is more beneficial to the economy's ranking. It is assumed that the entrepreneur does not waste time and commits to completing each remaining procedure without delay. The time that the entrepreneur spends on gathering information is ignored. It is assumed that the entrepreneur is aware of all entry requirements and their sequence from the beginning but has had no prior contact with any of the officials.

### Cost

Cost is recorded as a percentage of the economy's income per capita. It includes all official fees and fees for legal or professional services if such services are required by law. Fees for purchasing and legalizing company books are included if these transactions are required by law. Although value added tax registration can be counted as a separate procedure, value added tax is not part of the incorporation cost. The company law, the commercial code, and specific regulations and fee schedules are used as sources for calculating costs. In the absence of fee schedules, a government officer's estimate is taken as an official source. In the absence of a government officer's estimate, estimates by incorporation lawyers are used. If several incorporation lawyers provide different estimates, the median reported value is applied. In all cases the cost excludes bribes.

### Paid-in minimum capital

The paid-in minimum capital requirement reflects the amount that the entrepreneur needs to deposit in a bank or

with a notary before registration and up to 3 months following incorporation and is recorded as a percentage of the economy's income per capita. The amount is typically specified in the commercial code or the company law. Many economies require minimum capital but allow businesses to pay only a part of it before registration, with the rest to be paid after the first year of operation. In Turkey in June 2014, for example, the minimum capital requirement was 10,000 Turkish liras, of which one-fourth needed to be paid before registration. The paid-in minimum capital recorded for Turkey is therefore 2,500 Turkish liras, or 12.14% of income per capita.

*The data details on starting a business can be found for each economy at <http://www.doingbusiness.org>. This methodology was developed by Djankov and others (2002) and is adopted here with minor changes.*

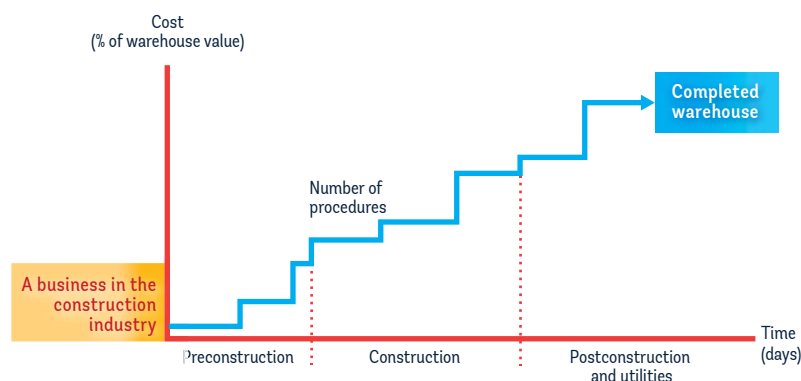
## DEALING WITH CONSTRUCTION PERMITS

*Doing Business* records all procedures required for a business in the construction industry to build a warehouse (figure 14.3). These procedures include obtaining and submitting all relevant project-specific documents (for example, building plans, site maps and certificates of urbanism) to the

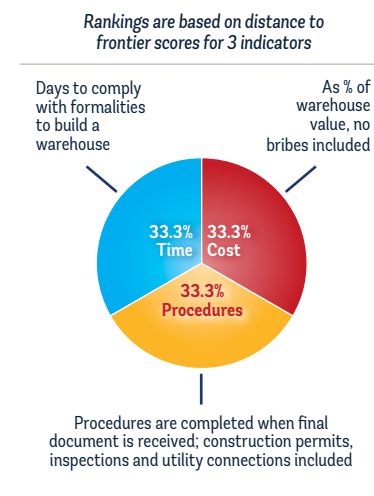
authorities; hiring external third-party supervisors, engineers or inspectors (if necessary); obtaining all necessary clearances, licenses, permits and certificates; submitting all required notifications; and requesting and receiving all necessary inspections (unless completed by a private, third-party inspector). *Doing Business* also records procedures for obtaining connections for water and sewerage. Procedures necessary to register the warehouse so that it can be used as collateral or transferred to another entity are also counted. The questionnaire divides the process of building a warehouse into distinct procedures and solicits data for calculating the time and cost to complete each procedure. The ranking of economies on the ease of dealing with construction permits is determined by sorting their distance to frontier scores for dealing with construction permits. These scores are the simple average of the distance to frontier scores for each of the component indicators (figure 14.4).

Information is collected from experts in construction licensing, including architects, civil engineers, construction lawyers, construction firms, utility service providers and public officials who deal with building regulations, including approvals, permit issuance and inspections. To make the data comparable

**FIGURE 14.3** What are the time, cost and number of procedures to comply with formalities to build a warehouse?



**FIGURE 14.4 Dealing with construction permits: building a warehouse**



across economies, several assumptions about the business, the warehouse project and the utility connections are used.

### Assumptions about the construction company

The business (BuildCo):

- Is a limited liability company.
- Operates in the economy's largest business city. For 11 economies the data are also collected for the second largest business city (see table 14A.1).
- Is 100% domestically and privately owned.
- Has 5 owners, none of whom is a legal entity.
- Is fully licensed and insured to carry out construction projects, such as building warehouses.
- Has 60 builders and other employees, all of them nationals with the technical expertise and professional experience necessary to obtain construction permits and approvals.
- Has at least 1 employee who is a licensed architect or engineer and registered with the local association of architects or engineers.
- Has paid all taxes and taken out all necessary insurance applicable to its general business activity (for example, accidental insurance for construction workers and third-person liability).
- Owns the land on which the warehouse will be built.

### Assumptions about the warehouse

The warehouse:

- Will be used for general storage activities, such as storage of books or stationery. The warehouse will not be used for any goods requiring special conditions, such as food, chemicals or pharmaceuticals.
- Will have 2 stories, both above ground, with a total constructed area of 1,300.6 square meters (14,000 square feet). Each floor will be 3 meters (9 feet, 10 inches) high.
- Will have road access and be located in the periurban area of the economy's largest business city (that is, on the fringes of the city but still within its official limits). For 11 economies the data are also collected for the second largest business city.
- Will not be located in a special economic or industrial zone.
- Will be located on a land plot of 929 square meters (10,000 square feet) that is 100% owned by BuildCo and is accurately registered in the cadastre and land registry.
- Is valued at 50 times income per capita.<sup>4</sup>
- Will be a new construction (there was no previous construction on the land).
- Will have complete architectural and technical plans prepared by a licensed architect. If preparation of the plans requires such steps as obtaining further documentation or getting prior approvals from external agencies, these are counted as procedures.
- Will include all technical equipment required to be fully operational.
- Will take 30 weeks to construct (excluding all delays due to administrative and regulatory requirements).

### Assumptions about the utility connections

The water and sewerage connections:

- Will be 150 meters (492 feet) from the existing water source and sewer tap. If there is no water delivery infrastructure in the economy, a borehole will be dug. If there is no sewerage infrastructure, a septic tank in the smallest size available will be installed or built.
- Will not require water for fire protection reasons; a fire extinguishing system (dry system) will be used instead. If a wet fire protection system is required by law, it is assumed that the water demand specified below also covers the water needed for fire protection.
- Will have an average water use of 662 liters (175 gallons) a day and an average wastewater flow of 568 liters (150 gallons) a day.
- Will have a peak water use of 1,325 liters (350 gallons) a day and a peak wastewater flow of 1,136 liters (300 gallons) a day.
- Will have a constant level of water demand and wastewater flow throughout the year.
- Will be 1 inch in diameter for the water connection and 4 inches in diameter for the sewerage connection.

### Procedures

A procedure is any interaction of the company's employees or managers, or any party acting on behalf of the company, with external parties, including government agencies, notaries, the land registry, the cadastre, utility companies and public inspectors—or the hiring of private inspectors and technical experts apart from in-house architects and engineers. Interactions between company employees, such as development of the warehouse plans and inspections conducted by employees, are not counted as procedures. But interactions necessary to obtain any plans, drawings or other documents from external parties (including any documentation required

**TABLE 14.4** What do the dealing with construction permits indicators measure?

**Procedures to legally build a warehouse (number)**

Submitting all relevant documents and obtaining all necessary clearances, licenses, permits and certificates

Submitting all required notifications and receiving all necessary inspections

Obtaining utility connections for water and sewerage

Registering the warehouse after its completion (if required for use as collateral or for transfer of the warehouse)

**Time required to complete each procedure (calendar days)**

Does not include time spent gathering information

Each procedure starts on a separate day—though procedures that can be fully completed online are an exception to this rule

Procedure considered completed once final document is received

No prior contact with officials

**Cost required to complete each procedure (% of warehouse value)**

Official costs only, no bribes

for the architect to prepare the plans), or to have such documents approved or stamped by external parties, are counted as procedures. Procedures that the company undergoes to connect the warehouse to water and sewerage are included. All procedures that are legally required, or that are done in practice by the majority of companies, to build a warehouse are counted, even if they may be avoided in exceptional cases (table 14.4).

**Time**

Time is recorded in calendar days. The measure captures the median duration that local experts indicate is necessary to complete a procedure in practice. It is assumed that the minimum time required for each procedure is 1 day, except for procedures that can be fully completed online, for which the time required is recorded as half a day. Although procedures may take place simultaneously, they cannot start on

the same day (that is, simultaneous procedures start on consecutive days), again with the exception of procedures that can be fully completed online. If a procedure can be accelerated legally for an additional cost and the accelerated procedure is used by the majority of companies, the fastest procedure is chosen. It is assumed that BuildCo does not waste time and commits to completing each remaining procedure without delay. The time that BuildCo spends on gathering information is not taken into account. It is assumed that BuildCo is aware of all building requirements and their sequence from the beginning.

**Cost**

Cost is recorded as a percentage of the warehouse value (assumed to be 50 times income per capita). Only official costs are recorded. All the fees associated with completing the procedures to legally build a warehouse are recorded, including those associated with obtaining land use approvals and pre-construction design clearances; receiving inspections before, during and after construction; obtaining utility connections; and registering the warehouse property. Nonrecurring taxes required for the completion of the warehouse project are also recorded. Sales taxes (such as value added tax) or capital gains taxes are not recorded. Nor are

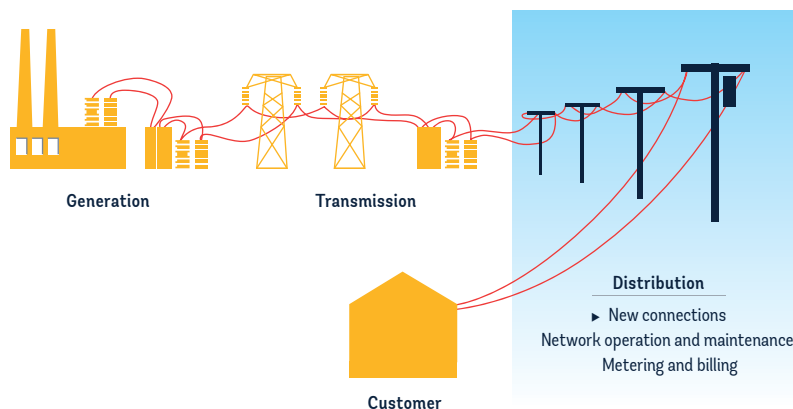
deposits that must be paid up front and are later refunded. The building code, information from local experts, and specific regulations and fee schedules are used as sources for costs. If several local partners provide different estimates, the median reported value is used.

The data details on dealing with construction permits can be found for each economy at <http://www.doingbusiness.org>.

**GETTING ELECTRICITY**

Doing Business records all procedures required for a business to obtain a permanent electricity connection and supply for a standardized warehouse (figure 14.5). These procedures include applications and contracts with electricity utilities, all necessary inspections and clearances from the utility and other agencies, and the external and final connection works. The questionnaire divides the process of getting an electricity connection into distinct procedures and solicits data for calculating the time and cost to complete each procedure. The ranking of economies on the ease of getting electricity is determined by sorting their distance to frontier scores for getting electricity. These scores are the simple average of the distance to

**FIGURE 14.5** Doing Business measures the connection process at the level of distribution utilities



frontier scores for each of the component indicators (figure 14.6).

Data are collected from the electricity distribution utility, then completed and verified by electricity regulatory agencies and independent professionals such as electrical engineers, electrical contractors and construction companies. The electricity distribution utility consulted is the one serving the area (or areas) where warehouses are located. If there is a choice of distribution utilities, the one serving the largest number of customers is selected.

To make the data comparable across economies, several assumptions about the warehouse and the electricity connection are used.

### Assumptions about the warehouse

The warehouse:

- Is owned by a local entrepreneur.
- Is located in the economy's largest business city. For 11 economies the data are also collected for the second largest business city (see table 14A.1).
- Is located in an area where similar warehouses are typically located. In this area a new electricity connection

is not eligible for a special investment promotion regime (offering special subsidization or faster service, for example).

- Is located in an area with no physical constraints. For example, the property is not near a railway.
- Is a new construction and is being connected to electricity for the first time.
- Has 2 stories, both above ground, with a total surface area of approximately 1,300.6 square meters (14,000 square feet). The plot of land on which it is built is 929 square meters (10,000 square feet).
- Is used for storage of refrigerated goods.

### Assumptions about the electricity connection

The electricity connection:

- Is a permanent one.
- Is a 3-phase, 4-wire Y, 140-kilovolt-ampere (kVA) (subscribed capacity) connection (where the voltage is 120/208 V, the current would be 400 amperes; where it is 230/400 B, the current would be nearly 200 amperes).
- Is 150 meters long. The connection is to either the low-voltage or the medium-voltage distribution network and either overhead or underground, whichever is more common in the area where the warehouse is located.
- Requires works that involve the crossing of a 10-meter road (such as by excavation or overhead lines) but are all carried out on public land. There is no crossing of other owners' private property because the warehouse has access to a road.
- Includes only a negligible length in the customer's private domain.
- Will supply monthly electricity consumption of 0.07 gigawatt-hours (GWh).
- Does not involve work to install the internal electrical wiring. This has already been completed, up to and including the customer's service

**TABLE 14.5** What do the getting electricity indicators measure?

<b>Procedures to obtain an electricity connection (number)</b>
Submitting all relevant documents and obtaining all necessary clearances and permits
Completing all required notifications and receiving all necessary inspections
Obtaining external installation works and possibly purchasing material for these works
Concluding any necessary supply contract and obtaining final supply
<b>Time required to complete each procedure (calendar days)</b>
Is at least 1 calendar day
Each procedure starts on a separate day
Does not include time spent gathering information
Reflects the time spent in practice, with little follow-up and no prior contact with officials
<b>Cost required to complete each procedure (% of income per capita)</b>
Official costs only, no bribes
Value added tax excluded

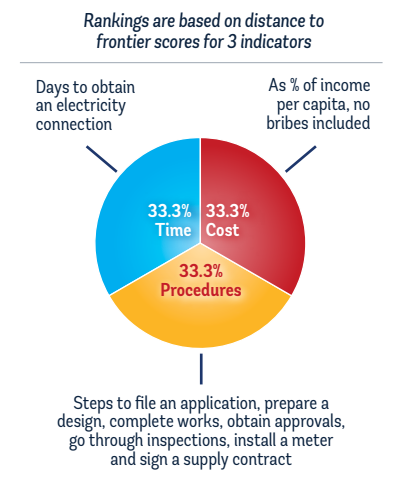
panel or switchboard and installation of the meter base.

### Procedures

A procedure is defined as any interaction of the company's employees or its main electrician or electrical engineer (that is, the one who may have done the internal wiring) with external parties, such as the electricity distribution utility, electricity supply utilities, government agencies, electrical contractors and electrical firms. Interactions between company employees and steps related to the internal electrical wiring, such as the design and execution of the internal electrical installation plans, are not counted as procedures. Procedures that must be completed with the same utility but with different departments are counted as separate procedures (table 14.5).

The company's employees are assumed to complete all procedures themselves unless the use of a third party is mandated (for example, if only an electrician registered with the utility

**FIGURE 14.6** Getting electricity: obtaining an electricity connection



is allowed to submit an application). If the company can, but is not required to, request the services of professionals (such as a private firm rather than the utility for the external works), these procedures are recorded if they are commonly done. For all procedures, only the most likely cases (for example, more than 50% of the time the utility has the material) and those followed in practice for connecting a warehouse to electricity are counted.

### Time

Time is recorded in calendar days. The measure captures the median duration that the electricity utility and experts indicate is necessary in practice, rather than required by law, to complete a procedure with minimum follow-up and no extra payments. It is also assumed that the minimum time required for each procedure is 1 day. Although procedures may take place simultaneously, they cannot start on the same day (that is, simultaneous procedures start on consecutive days). It is assumed that the company does not waste time and commits to completing each remaining procedure without delay. The time that the company spends on gathering information is not taken into account. It is assumed that the company is aware of all electricity connection requirements and their sequence from the beginning.

### Cost

Cost is recorded as a percentage of the economy's income per capita. Costs are recorded exclusive of value added tax. All the fees and costs associated with completing the procedures to connect a warehouse to electricity are recorded, including those related to obtaining clearances from government agencies, applying for the connection, receiving inspections of both the site and the internal wiring, purchasing material, getting the actual connection works and paying a security deposit. Information from local experts and specific regulations and fee schedules are used as sources for costs. If

several local partners provide different estimates, the median reported value is used. In all cases the cost excludes bribes.

### Security deposit

Utilities require security deposits as a guarantee against the possible failure of customers to pay their consumption bills. For this reason the security deposit for a new customer is most often calculated as a function of the customer's estimated consumption.

*Doing Business* does not record the full amount of the security deposit. If the deposit is based on the customer's actual consumption, this basis is the one assumed in the case study. Rather than the full amount of the security deposit, *Doing Business* records the present value of the losses in interest earnings experienced by the customer because the utility holds the security deposit over a prolonged period, in most cases until the end of the contract (assumed to be after 5 years). In cases where the security deposit is used to cover the first monthly consumption bills, it is not recorded. To calculate the present value of the lost interest earnings, the end-2013 lending rates from the International Monetary Fund's *International Financial Statistics* are used. In cases where the security deposit is returned with interest, the difference between the lending rate and the interest paid by the utility is used to calculate the present value.

In some economies the security deposit can be put up in the form of a bond: the company can obtain from a bank or an insurance company a guarantee issued on the assets it holds with that financial institution. In contrast to the scenario in which the customer pays the deposit in cash to the utility, in this scenario the company does not lose ownership control over the full amount and can continue using it. In return the company will pay the bank a commission for obtaining the bond.

The commission charged may vary depending on the credit standing of the company. The best possible credit standing and thus the lowest possible commission are assumed. Where a bond can be put up, the value recorded for the deposit is the annual commission times the 5 years assumed to be the length of the contract. If both options exist, the cheaper alternative is recorded.

In Honduras in June 2014 a customer requesting a 140-kVA electricity connection would have had to put up a security deposit of 118,434 Honduran lempiras (L) in cash or check, and the deposit would have been returned only at the end of the contract. The customer could instead have invested this money at the prevailing lending rate of 20.08%. Over the 5 years of the contract this would imply a present value of lost interest earnings of L 70,998.58. In contrast, if the customer chose to settle the deposit with a bank guarantee at an annual rate of 2.5%, the amount lost over the 5 years would be just L 14,804.30.

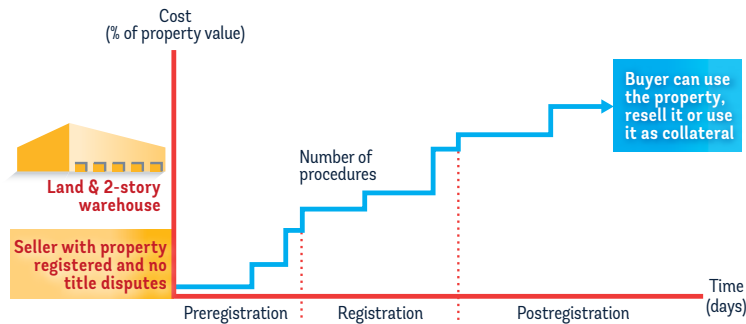
*The data details on getting electricity can be found for each economy at <http://www.doingbusiness.org>.*

---

## REGISTERING PROPERTY

*Doing Business* records the full sequence of procedures necessary for a business (the buyer) to purchase a property from another business (the seller) and to transfer the property title to the buyer's name so that the buyer can use the property for expanding its business, use the property as collateral in taking new loans or, if necessary, sell the property to another business. The process starts with obtaining the necessary documents, such as a copy of the seller's title if necessary, and conducting due diligence if required. The transaction is considered complete when it is opposable to third parties and when the buyer can use the

**FIGURE 14.7** What are the time, cost and number of procedures required to transfer property between 2 local companies?



property, use it as collateral for a bank loan or resell it (figure 14.7). The ranking of economies on the ease of registering property is determined by sorting their distance to frontier scores for registering property. These scores are the simple average of the distance to frontier scores for each of the component indicators (figure 14.8).

Every procedure required by law or necessary in practice is included, whether it is the responsibility of the seller or the buyer or must be completed by a third party on their behalf. Local property lawyers, notaries and property registries provide information on procedures as well as the time and cost to complete each of them. The registering property indicators do not measure the accessibility of property registration systems, the legal security offered by formal registration, the use of informal property registration systems or the equity of land policies.

To make the data comparable across economies, several assumptions about the parties to the transaction, the property and the procedures are used.

### Assumptions about the parties

The parties (buyer and seller):

- Are limited liability companies.
- Are located in the periurban area of the economy's largest business

city. For 11 economies the data are also collected for the second largest business city (see table 14A.1).

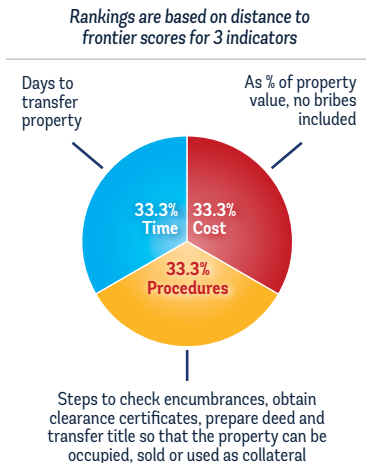
- Are 100% domestically and privately owned.
- Have 50 employees each, all of whom are nationals.
- Perform general commercial activities.

### Assumptions about the property

The property:

- Has a value of 50 times income per capita. The sale price equals the value.
- Is fully owned by the seller.
- Has no mortgages attached and has been under the same ownership for the past 10 years.
- Is registered in the land registry or cadastre, or both, and is free of title disputes.
- Is located in a periurban commercial zone, and no rezoning is required.
- Consists of land and a building. The land area is 557.4 square meters (6,000 square feet). A 2-story warehouse of 929 square meters (10,000 square feet) is located on the land. The warehouse is 10 years old, is in good condition and complies with all safety standards, building codes and other legal requirements. It has no heating system. The property of land and building will be transferred in its entirety.

**FIGURE 14.8** Registering property: transfer of property between 2 local companies



- Will not be subject to renovations or additional building following the purchase.
- Has no trees, natural water sources, natural reserves or historical monuments of any kind.
- Will not be used for special purposes, and no special permits, such as for residential use, industrial plants, waste storage or certain types of agricultural activities, are required.
- Has no occupants, and no other party holds a legal interest in it.

### Procedures

A procedure is defined as any interaction of the buyer or the seller, their agents (if an agent is legally or in practice required) or the property with external parties, including government agencies, inspectors, notaries and lawyers. Interactions between company officers and employees are not considered. All procedures that are legally or in practice required for registering property are recorded, even if they may be avoided in exceptional cases (table 14.6). It is assumed that the buyer follows the fastest legal option available and used by the majority of property owners. Although the buyer may use lawyers or other professionals where

**TABLE 14.6 What do the registering property indicators measure?**

<b>Procedures to legally transfer title on immovable property (number)</b>
Preregistration procedures (for example, checking for liens, notarizing sales agreement, paying property transfer taxes)
Registration procedures in the economy's largest business city <sup>a</sup>
Postregistration procedures (for example, filing title with municipality)
<b>Time required to complete each procedure (calendar days)</b>
Does not include time spent gathering information
Each procedure starts on a separate day—though procedures that can be fully completed online are an exception to this rule
Procedure considered completed once final document is received
No prior contact with officials
<b>Cost required to complete each procedure (% of property value)</b>
Official costs only, no bribes
No value added or capital gains taxes included

a. For 11 economies the data are also collected for the second largest business city.

necessary in the registration process, it is assumed that the buyer does not employ an outside facilitator in the registration process unless legally or in practice required to do so.

**Time**

Time is recorded in calendar days. The measure captures the median duration that property lawyers, notaries or registry officials indicate is necessary to complete a procedure. It is assumed that the minimum time required for each procedure is 1 day, except for procedures that can be fully completed online, for which the time required is recorded as half a day. Although procedures may take place simultaneously, they cannot start on the same day, again with the exception of procedures that can be fully completed online. It is assumed that the buyer does not waste time and commits to completing each remaining procedure without delay. If a procedure can be accelerated for an additional cost, the fastest legal procedure

available and used by the majority of property owners is chosen. If procedures can be undertaken simultaneously, it is assumed that they are. It is assumed that the parties involved are aware of all requirements and their sequence from the beginning. Time spent on gathering information is not considered.

**Cost**

Cost is recorded as a percentage of the property value, assumed to be equivalent to 50 times income per capita. Only official costs required by law are recorded, including fees, transfer taxes, stamp duties and any other payment to the property registry, notaries, public agencies or lawyers. Other taxes, such as capital gains tax or value added tax, are excluded from the cost measure. Both costs borne by the buyer and those borne by the seller are included. If cost estimates differ among sources, the median reported value is used.

*The data details on registering property can be found for each economy at <http://www.doingbusiness.org>.*

**GETTING CREDIT**

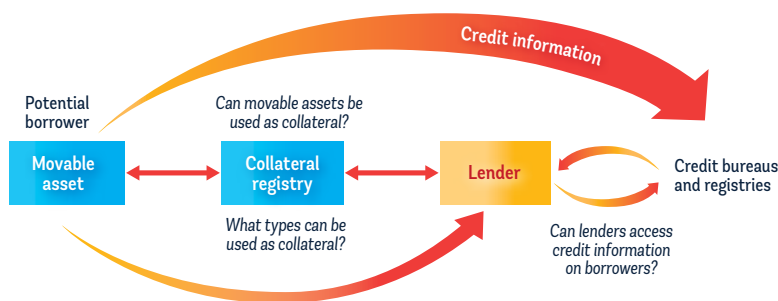
Doing Business measures the legal rights of borrowers and lenders with respect to secured transactions through one set of indicators and the sharing

of credit information through another. The first set of indicators measures whether certain features that facilitate lending exist within the applicable collateral and bankruptcy laws. The second set measures the coverage, scope and accessibility of credit information available through credit reporting service providers such as credit bureaus or credit registries (figure 14.9). The ranking of economies on the ease of getting credit is determined by sorting their distance to frontier scores for getting credit. These scores are the distance to frontier score for the sum of the strength of legal rights index and the depth of credit information index (figure 14.10).

**Legal rights**

The data on the legal rights of borrowers and lenders are gathered through a questionnaire administered to financial lawyers and verified through analysis of laws and regulations as well as public sources of information on collateral and bankruptcy laws. Questionnaire responses are verified through several rounds of follow-up communication with respondents as well as by contacting third parties and consulting public sources. The questionnaire data are confirmed through teleconference calls or on-site visits in all economies.

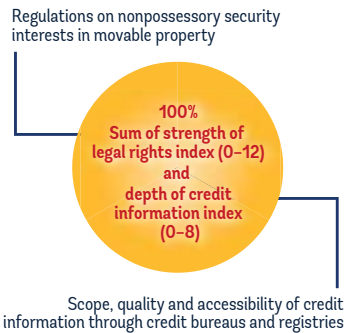
**FIGURE 14.9 Do lenders have credit information on entrepreneurs seeking credit? Is the law favorable to borrowers and lenders using movable assets as collateral?**





**FIGURE 14.10 Getting credit: collateral rules and credit information**

Rankings are based on distance to frontier scores for the sum of 2 indicators



Note: Credit bureau coverage and credit registry coverage are measured but do not count for the rankings.

### Strength of legal rights index

The strength of legal rights index measures the degree to which collateral and bankruptcy laws protect the rights of borrowers and lenders and thus facilitate lending (table 14.7). The index for the first time this year includes 12 components rather than 10. For each economy it is first assessed whether a unitary secured transactions system exists. Then 2 case scenarios, case A and case B, are used to determine how a nonpossessory security interest is created, publicized and enforced according to the law. Special emphasis is given to how the collateral registry operates (if registration of security interests is possible). The case scenarios involve a secured borrower, the company ABC, and a secured lender, BizBank.

In some economies the legal framework for secured transactions will allow only case A or case B (not both) to apply. Both cases examine the same set of legal provisions relating to the use of movable collateral.

Several assumptions about the secured borrower (ABC) and lender (BizBank) are used:

- ABC is a domestic limited liability company.

**TABLE 14.7 What do the getting credit indicators measure?**

#### Strength of legal rights index (0-12)

Protection of rights of borrowers and lenders through collateral laws

Protection of secured creditors' rights through bankruptcy laws

#### Depth of credit information index (0-8)

Scope and accessibility of credit information distributed by credit registries and credit bureaus

#### Credit bureau coverage (% of adults)

Number of individuals and firms listed in the largest credit bureau as percentage of adult population

#### Credit registry coverage (% of adults)

Number of individuals and firms listed in a credit registry as percentage of adult population

- ABC has up to 50 employees.
- ABC has its headquarters and only base of operations in the economy's largest business city. For 11 economies the data are also collected for the second largest business city (see table 14A.1).
- Both ABC and BizBank are 100% domestically owned.

The case scenarios also involve assumptions. In case A, as collateral for the loan, ABC grants BizBank a nonpossessory security interest in one category of movable assets, for example, its machinery or its inventory. ABC wants to keep both possession and ownership of the collateral. In economies where the law does not allow nonpossessory security interests in movable property, ABC and BizBank use a fiduciary transfer-of-title arrangement (or a similar substitute for nonpossessory security interests).

In case B, ABC grants BizBank a business charge, enterprise charge, floating charge or any charge that gives BizBank a security interest over ABC's combined movable assets (or as much of ABC's movable assets as possible). ABC keeps ownership and possession of the assets.

The strength of legal rights index covers functional equivalents to security over movable assets (for example, leasing or reservation of title) only in its first component, to assess how integrated or unified the economy's legal framework for secured transactions is.

The strength of legal rights index includes 10 aspects related to legal rights in collateral law and 2 aspects in bankruptcy law. A score of 1 is assigned for each of the following features of the laws:

- The economy has an integrated or unified legal framework for secured transactions that extends to the creation, publicity and enforcement of 4 functional equivalents to security interests in movable assets: fiduciary transfer of title; financial leases; assignment or transfer of receivables; and sales with retention of title.
- The law allows a business to grant a nonpossessory security right in a single category of movable assets (such as machinery or inventory), without requiring a specific description of the collateral.
- The law allows a business to grant a nonpossessory security right in substantially all its movable assets, without requiring a specific description of the collateral.
- A security right can be given over future or after-acquired assets and extends automatically to the products, proceeds or replacements of the original assets.
- A general description of debts and obligations is permitted in the collateral agreement and in registration documents, all types of debts and obligations can be secured between the parties, and the collateral agreement can include a maximum amount for which the assets are encumbered.
- A collateral registry or registration institution for security interests granted over movable property by incorporated and nonincorporated

entities is in operation, unified geographically and with an electronic database indexed by debtors' names.

- The collateral registry is a notice-based registry—a registry that files only a notice of the existence of a security interest (not the underlying documents) and does not perform a legal review of the transaction. The registry also publicizes functional equivalents to security interests.
- The collateral registry has modern features such as those that allow secured creditors (or their representatives) to register, search, amend or cancel security interests online.
- Secured creditors are paid first (for example, before tax claims and employee claims) when a debtor defaults outside an insolvency procedure.
- Secured creditors are paid first (for example, before tax claims and employee claims) when a business is liquidated.
- Secured creditors are subject to an automatic stay on enforcement procedures when a debtor enters a court-supervised reorganization procedure, but the law protects secured creditors' rights by providing clear grounds for relief from the automatic stay (for example, if the movable property is in danger) or setting a time limit for it.
- The law allows parties to agree in the collateral agreement that the lender may enforce its security right out of court; the law allows public and private auctions and also permits the secured creditor to take the asset in satisfaction of the debt.

As a result of changes introduced this year, the first component of the index replaces one relating to legal limitations on who can participate in a security agreement. Two components were added, on what type of collateral registry operates in the economy and on how it operates. The scoring now penalizes economies for not having an automatic stay on enforcement during

reorganization procedures so as to ensure that a viable business can continue to operate. And the index takes into account new elements relating to out-of-court enforcement procedures (such as the types of auctions allowed).

The index ranges from 0 to 12, with higher scores indicating that collateral and bankruptcy laws are better designed to expand access to credit.

### Credit information

The data on the sharing of credit information are built in 2 stages. First, banking supervision authorities and public information sources are surveyed to confirm the presence of a credit reporting service provider, such as a credit bureau or credit registry. Second, when applicable, a detailed questionnaire on the credit bureau's or credit registry's structure, laws and associated rules is administered to the entity itself. Questionnaire responses are verified through several rounds of follow-up communication with respondents as well as by contacting third parties and consulting public sources. The questionnaire data are confirmed through teleconference calls or on-site visits in all economies.

### Depth of credit information index

The depth of credit information index measures rules and practices affecting the coverage, scope and accessibility of credit information available through either a credit bureau or a credit registry. A score of 1 is assigned for each of the following 8 features of the credit bureau or credit registry (or both):

- Data on both firms and individuals are distributed.
- Both positive credit information (for example, original loan amounts, outstanding loan amounts and a pattern of on-time repayments) and negative information (for example, late payments and the number and amount of defaults) are distributed.

- Data from retailers and utility companies are distributed in addition to data from financial institutions.
- At least 2 years of historical data are distributed. Credit bureaus and registries that distribute more than 10 years of negative data or erase data on defaults as soon as they are repaid obtain a score of 0 for this component.<sup>5</sup>
- Data on loan amounts below 1% of income per capita are distributed.
- By law, borrowers have the right to access their data in the largest credit bureau or registry in the economy. Credit bureaus and registries that charge more than 1% of income per capita for borrowers to inspect their data obtain a score of 0 for this component.<sup>6</sup>
- Data users can access borrowers' credit information online (for example, through an online platform, a system-to-system connection or both).<sup>7</sup>
- Bureau or registry credit scores are offered as a value added service to help data users assess the credit-worthiness of borrowers.<sup>8</sup>

Previously the depth of credit information index covered only the first 6 features listed above. The index ranges from 0 to 8, with higher values indicating the availability of more credit information, from either a credit bureau or a credit registry, to facilitate lending decisions. If the credit bureau or registry is not operational or covers less than 5% of the adult population, the score on the depth of credit information index is 0.

In Lithuania, for example, both a credit bureau and a credit registry operate. Both distribute data on firms and individuals (a score of 1). Both distribute positive and negative information (a score of 1). Although the credit registry does not distribute data from retailers or utilities, the credit bureau does (a score of 1). Both distribute at least 2 years of historical data (a score of 1). Although the credit registry has

a threshold of 1,000 litai, the credit bureau distributes data on loans of any value (a score of 1). Borrowers have the right to access their data in both the credit bureau and the credit registry free of charge once a year (a score of 1). Both entities provide data users access to databases through an online platform (a score of 1). Although the credit registry does not provide credit scores, the credit bureau does (a score of 1). Adding these numbers gives Lithuania a score of 8 on the depth of credit information index.

### Credit bureau coverage

Credit bureau coverage reports the number of individuals and firms listed in a credit bureau's database as of January 1, 2014, with information on their borrowing history from the past 5 years. The number is expressed as a percentage of the adult population (the population age 15 and above in 2013 according to the World Bank's *World Development Indicators*). A credit bureau is defined as a private firm or nonprofit organization that maintains a database on the creditworthiness of borrowers (individuals or firms) in the financial system and facilitates the exchange of credit information among creditors. (Many credit bureaus support banking and overall financial supervision activities in practice, though this is not their primary objective.) Credit investigative bureaus and credit reporting firms that do not directly facilitate information exchange among banks and other financial institutions are not considered. If no credit bureau operates, the coverage value is 0.0%.

### Credit registry coverage

Credit registry coverage reports the number of individuals and firms listed in a credit registry's database as of January 1, 2014, with information on their borrowing history from the past 5 years. The number is expressed as a percentage of the adult population (the population age 15 and above in 2013 according to the World Bank's *World*

*Development Indicators*). A credit registry is defined as a database managed by the public sector, usually by the central bank or the superintendent of banks, that primarily assists banking supervision while at the same time facilitating the exchange of credit information among banks and other regulated financial institutions. If no registry operates, the coverage value is 0.0%.

*The data details on getting credit can be found for each economy at <http://www.doingbusiness.org>. The initial methodology was developed by Djankov, McLiesh and Shleifer (2007) and is adopted here with minor changes.*

## PROTECTING MINORITY INVESTORS

*Doing Business* measures the protection of minority investors from conflicts of interest through one set of indicators and shareholders' rights in corporate governance through another (table 14.8). The data come from a questionnaire administered to corporate and

securities lawyers and are based on securities regulations, company laws, civil procedure codes and court rules of evidence. The ranking of economies on the strength of minority investor protections is determined by sorting their distance to frontier scores for protecting minority investors. These scores are the simple average of the distance to frontier scores for the extent of conflict of interest regulation index and the extent of shareholder governance index (figure 14.11).

### Protection of shareholders from conflicts of interest

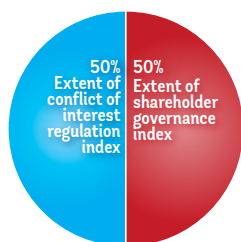
The extent of conflict of interest regulation index measures the protection of shareholders against directors' misuse of corporate assets for personal gain by distinguishing 3 dimensions of regulation that address conflicts of interest: transparency of related-party transactions (extent of disclosure index), shareholders' ability to sue and hold directors liable for self-dealing (extent of director liability index) and access to evidence and allocation of legal expenses in

**TABLE 14.8** What do the protecting minority investors indicators measure?

Extent of disclosure index (0-10)	Extent of shareholder rights index (0-10.5)
Review and approval requirements for related-party transactions	Shareholders' rights and role in major corporate decisions
Internal, immediate and periodic disclosure requirements for related-party transactions	
Extent of director liability index (0-10)	Strength of governance structure index (0-10.5)
Minority shareholders' ability to sue and hold interested directors liable for prejudicial related-party transactions	Governance safeguards protecting shareholders from undue board control and entrenchment
Available legal remedies (damages, disgorgement of profits, fines, imprisonment, rescission of transactions)	
Ease of shareholder suits index (0-10)	Extent of corporate transparency index (0-9)
Access to internal corporate documents	Corporate transparency on ownership stakes, compensation, audits and financial prospects
Evidence obtainable during trial	
Allocation of legal expenses	
Extent of conflict of interest regulation index (0-10)	Extent of shareholder governance index (0-10)
Sum of the extent of disclosure, extent of director liability and ease of shareholder suits indices, divided by 3	Sum of the extent of shareholder rights, strength of governance structure and extent of corporate transparency indices, divided by 3
Strength of minority investor protection index (0-10)	
Simple average of the extent of conflict of interest regulation and extent of shareholder governance indices	

**FIGURE 14.11 Protecting minority investors: shareholders' rights in conflicts of interest and corporate governance**

Rankings are based on distance to frontier scores for 2 indicators



shareholder litigation (ease of shareholder suits index). To make the data comparable across economies, several assumptions about the business and the transaction are used (figure 14.12).

**Assumptions about the business**

The business (Buyer):

- Is a publicly traded corporation listed on the economy's most important stock exchange. If the number of publicly traded companies listed on that exchange is less than 10, or if there is no stock exchange in the economy, it is assumed that Buyer is a large private company with multiple shareholders.
- Has a board of directors and a chief executive officer (CEO) who may

legally act on behalf of Buyer where permitted, even if this is not specifically required by law.

- Has a supervisory board (applicable to economies with a 2-tier board system) on which 60% of the shareholder-elected members have been appointed by Mr. James, who is Buyer's controlling shareholder and a member of Buyer's board of directors.
- Is a manufacturing company.
- Has its own distribution network.

**Assumptions about the transaction**

- Mr. James owns 60% of Buyer and elected 2 directors to Buyer's 5-member board.
- Mr. James also owns 90% of Seller, a company that operates a chain of retail hardware stores. Seller recently closed a large number of its stores.
- Mr. James proposes that Buyer purchase Seller's unused fleet of trucks to expand Buyer's distribution of its food products, a proposal to which Buyer agrees. The price is equal to 10% of Buyer's assets and is higher than the market value.
- The proposed transaction is part of the company's ordinary course of business and is not outside the authority of the company.
- Buyer enters into the transaction. All required approvals are obtained, and all required disclosures made (that is, the transaction is not fraudulent).

- The transaction causes damages to Buyer. Shareholders sue Mr. James and the other parties that approved the transaction.

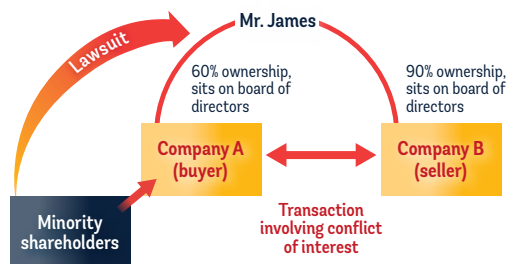
**Extent of disclosure index**

The extent of disclosure index has 5 components:

- Which corporate body can provide legally sufficient approval for the transaction. A score of 0 is assigned if it is the CEO or the managing director alone; 1 if the board of directors, the supervisory board or shareholders must vote and Mr. James is permitted to vote; 2 if the board of directors or the supervisory board must vote and Mr. James is not permitted to vote; 3 if shareholders must vote and Mr. James is not permitted to vote.
- Whether immediate disclosure of the transaction to the public, the regulator or the shareholders is required. A score of 0 is assigned if no disclosure is required; 1 if disclosure on the terms of the transaction is required but not on Mr. James's conflict of interest; 2 if disclosure on both the terms and Mr. James's conflict of interest is required.<sup>9</sup>
- Whether disclosure in the annual report is required. A score of 0 is assigned if no disclosure on the transaction is required; 1 if disclosure on the terms of the transaction is required but not on Mr. James's conflict of interest; 2 if disclosure on both the terms and Mr. James's conflict of interest is required.
- Whether disclosure by Mr. James to the board of directors or the supervisory board is required. A score of 0 is assigned if no disclosure is required; 1 if a general disclosure of the existence of a conflict of interest is required without any specifics; 2 if full disclosure of all material facts relating to Mr. James's interest in the Buyer-Seller transaction is required.
- Whether it is required that an external body, for example, an external auditor, review the transaction

**FIGURE 14.12 How well are minority shareholders protected from conflicts of interest?**

- Extent of disclosure**  
Disclosure and approval requirements
- Extent of director liability**  
Ability to sue directors for damages
- Ease of shareholder suits**  
Access by shareholders to documents plus other evidence for trial



before it takes place. A score of 0 is assigned if no; 1 if yes.

The index ranges from 0 to 10, with higher values indicating greater disclosure. In Poland, for example, the board of directors must approve the transaction and Mr. James is not allowed to vote (a score of 2). Buyer is required to disclose immediately all information affecting the stock price, including the conflict of interest (a score of 2). In its annual report Buyer must also disclose the terms of the transaction and Mr. James's ownership in Buyer and Seller (a score of 2). Before the transaction Mr. James must disclose his conflict of interest to the other directors, but he is not required to provide specific information about it (a score of 1). Poland does not require an external body to review the transaction (a score of 0). Adding these numbers gives Poland a score of 7 on the extent of disclosure index.

### Extent of director liability index

The extent of director liability index has 7 components:<sup>10</sup>

- Whether a shareholder plaintiff is able to hold Mr. James liable for the damage the Buyer-Seller transaction causes to the company. A score of 0 is assigned if Mr. James cannot be held liable or can be held liable only for fraud, bad faith or gross negligence; 1 if Mr. James can be held liable only if he influenced the approval of the transaction or was negligent; 2 if Mr. James can be held liable when the transaction is unfair or prejudicial to the other shareholders.
- Whether a shareholder plaintiff is able to hold the approving body (the CEO, members of the board of directors or members of the supervisory board) liable for the damage the transaction causes to the company. A score of 0 is assigned if the approving body cannot be held liable or can be held liable only for fraud, bad faith or gross negligence; 1 if the approving body can be held liable for negligence; 2 if the approving body can be held liable when the transaction is unfair or prejudicial to the other shareholders.
- Whether a court can void the transaction upon a successful claim by a shareholder plaintiff. A score of 0 is assigned if rescission is unavailable or is available only in case of fraud, bad faith or gross negligence; 1 if rescission is available when the transaction is oppressive or prejudicial to the other shareholders; 2 if rescission is available when the transaction is unfair or entails a conflict of interest.
- Whether Mr. James pays damages for the harm caused to the company upon a successful claim by the shareholder plaintiff. A score of 0 is assigned if no; 1 if yes.
- Whether Mr. James repays profits made from the transaction upon a successful claim by the shareholder plaintiff. A score of 0 is assigned if no; 1 if yes.
- Whether both fines and imprisonment can be applied against Mr. James. A score of 0 is assigned if no; 1 if yes.
- Whether shareholder plaintiffs are able to sue directly or derivatively for the damage the transaction causes to the company. A score of 0 is assigned if suits are unavailable or are available only for shareholders holding more than 10% of the company's share capital; 1 if direct or derivative suits are available for shareholders holding 10% of share capital.

The index ranges from 0 to 10, with higher values indicating greater liability of directors. Assuming that the prejudicial transaction was duly approved and disclosed, in order to hold Mr. James liable in Panama, for example, a plaintiff must prove that Mr. James influenced the approving body or acted negligently (a score of 1). To hold the other directors liable, a plaintiff must prove that they acted negligently (a score of 1). The prejudicial transaction cannot

be voided (a score of 0). If Mr. James is found liable, he must pay damages (a score of 1) but he is not required to disgorge his profits (a score of 0). Mr. James cannot be fined and imprisoned (a score of 0). Direct or derivative suits are available for shareholders holding 10% of share capital (a score of 1). Adding these numbers gives Panama a score of 4 on the extent of director liability index.

### Ease of shareholder suits index

The ease of shareholder suits index has 6 components:

- What range of documents is available to the shareholder plaintiff from the defendant and witnesses during trial. A score of 1 is assigned for each of the following types of documents available: information that the defendant has indicated he intends to rely on for his defense; information that directly proves specific facts in the plaintiff's claim; and any information relevant to the subject matter of the claim.
- Whether the plaintiff can directly examine the defendant and witnesses during trial. A score of 0 is assigned if no; 1 if yes, with prior approval of the questions by the judge; 2 if yes, without prior approval.
- Whether the plaintiff can obtain categories of relevant documents from the defendant without identifying each document specifically. A score of 0 is assigned if no; 1 if yes.
- Whether shareholders owning 10% of the company's share capital have the right to inspect the transaction documents before filing suit or request that a government inspector investigate the Buyer-Seller transaction without filing suit. A score of 0 is assigned if no; 1 if yes.<sup>11</sup>
- Whether the standard of proof for civil suits is lower than that for a criminal case. A score of 0 is assigned if no; 1 if yes.
- Whether shareholder plaintiffs can recover their legal expenses

from the company. A score of 0 is assigned if no; 1 if plaintiffs can recover their legal expenses from the company only upon a successful outcome of their legal action or if payment of their attorney fees is contingent on a successful outcome; 2 if plaintiffs can recover their legal expenses from the company regardless of the outcome of their legal action.<sup>12</sup>

The index ranges from 0 to 10, with higher values indicating greater powers of shareholders to challenge the transaction. In Croatia, for example, the plaintiff can access documents that the defendant intends to rely on for his defense (a score of 1). The plaintiff can examine the defendant and witnesses during trial, without prior approval of the questions by the court (a score of 2). The plaintiff must specifically identify the documents being sought (for example, the Buyer-Seller purchase agreement of July 15, 2006) and cannot simply request categories (for example, all documents related to the transaction) (a score of 0). A shareholder holding 10% of Buyer's shares can request that a government inspector review suspected mismanagement by Mr. James and the CEO without filing suit in court (a score of 1). The standard of proof for civil suits is the same as that for a criminal case (a score of 0). The plaintiff can recover legal expenses from the company only upon a successful outcome of the legal action (a score of 1). Adding these numbers gives Croatia a score of 5 on the ease of shareholder suits index.

### Extent of conflict of interest regulation index

The extent of conflict of interest regulation index is the sum of the extent of disclosure index, the extent of director liability index and the ease of shareholder suits index. The index is divided by 3 so that it ranges from 0 to 10. Higher values indicate stronger regulation of conflicts of interest.

### Shareholders' rights in corporate governance

The extent of shareholder governance index measures shareholders' rights in corporate governance by distinguishing 3 dimensions of good governance: shareholders' rights and role in major corporate decisions (extent of shareholder rights index), governance safeguards protecting shareholders from undue board control and entrenchment (strength of governance structure index) and corporate transparency on ownership stakes, compensation, audits and financial prospects (extent of corporate transparency index).<sup>13</sup>

### Extent of shareholder rights index

For each component of the extent of shareholder rights index, a score of 0 is assigned if the answer is no; 1 if it is yes; and 1.5 if it would also apply if Buyer were a privately held joint stock company not listed on any stock exchange. The index has 7 components:

- Whether shareholders have the right to amend Buyer's bylaws or statutes with a simple majority.
- Whether shareholders owning 10% of Buyer's share capital have the right to call for an extraordinary meeting of shareholders.
- Whether shareholders have the right to remove members of Buyer's board of directors before the end of their term.
- Whether Buyer must obtain its shareholders' approval every time it issues new shares.
- Whether shareholders are automatically granted preemption or subscription rights every time Buyer issues new shares.
- Whether shareholders are required by law to approve the election and dismissal of the external auditor.
- Whether shareholders have the right to freely trade shares prior to a major corporate action or meeting of shareholders.

### Strength of governance structure index

For each component of the strength of governance structure index, a score of 0 is assigned if the answer is no; 1 if it is yes; and 1.5 if it would also apply if Buyer were a privately held joint stock company not listed on any stock exchange. The index has 7 components:

- Whether the CEO is barred from also being chair of the board of directors.
- Whether the board of directors must include independent board members.
- Whether Buyer must have a separate audit committee.
- Whether changes to the voting rights of a series or class of shares must be approved only by the holders of the affected shares.
- Whether a potential acquirer must make a tender offer to all shareholders upon acquiring 50% of Buyer.
- Whether cross-shareholding between 2 independent companies is limited to 10% of outstanding shares.
- Whether a subsidiary is barred from acquiring shares issued by its parent company.

### Extent of corporate transparency index

For each component of the extent of corporate transparency index, a score of 0 is assigned if the answer is no; 1 if it is yes; and 1.5 if it would also apply if Buyer were a privately held joint stock company not listed on any stock exchange. The index has 6 components:

- Whether Buyer must disclose ownership stakes representing 10%.
- Whether Buyer must disclose information about board members' other directorships as well as basic information on their primary employment.
- Whether Buyer must disclose the compensation of individual managers.
- Whether Buyer must have its annual financial statements audited by an external auditor.

- Whether financial statements must contain explanatory notes on significant accounting policies, trends, risks, uncertainties and other factors influencing the reporting.
- Whether audit reports must be disclosed to the public.

**Extent of shareholder governance index**

The extent of shareholder governance index is the sum of the extent of shareholder rights index, the strength of governance structure index and the extent of corporate transparency index. The index is divided by 3 so that it ranges from 0 to 10. Higher values indicate stronger rights of shareholders in corporate governance.

**Strength of minority investor protection index**

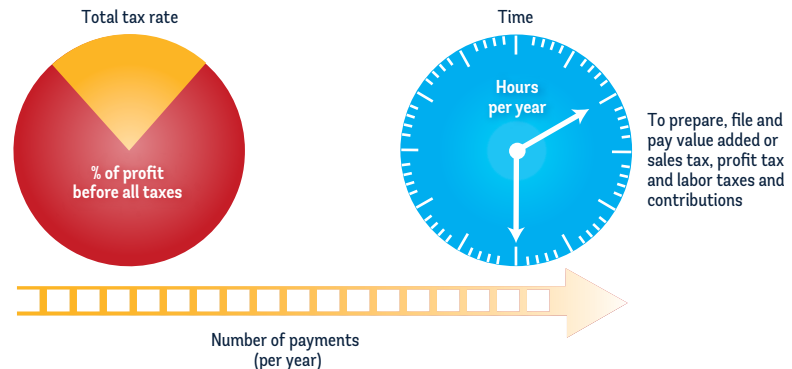
The strength of minority investor protection index is the average of the extent of conflict of interest regulation index and the extent of shareholder governance index. The index ranges from 0 to 10, rounded to the nearest decimal place, with higher values indicating stronger minority investor protections.

The data details on protecting minority investors can be found for each economy at <http://www.doingbusiness.org>. The initial methodology was developed by Djankov, La Porta and others (2008). The extent of shareholder governance index was introduced in Doing Business 2015.

**PAYING TAXES**

Doing Business records the taxes and mandatory contributions that a medium-size company must pay in a given year as well as measures of the administrative burden of paying taxes and contributions (figure 14.13). The project was developed and implemented in cooperation with PwC.<sup>14</sup> Taxes and contributions measured include the profit or corporate income tax, social

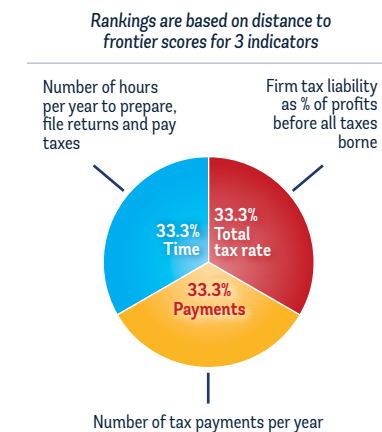
**FIGURE 14.13** What are the time, total tax rate and number of payments necessary for a local medium-size company to pay all taxes?



contributions and labor taxes paid by the employer, property taxes, property transfer taxes, dividend tax, capital gains tax, financial transactions tax, waste collection taxes, vehicle and road taxes, and any other small taxes or fees.

The ranking of economies on the ease of paying taxes is determined by sorting their distance to frontier scores for paying taxes. These scores are the simple average of the distance to frontier scores for each of the component indicators (figure 14.14), with a threshold and a nonlinear transformation applied to one of the component indicators, the total tax rate.<sup>15</sup> The threshold is defined as the highest total tax rate among the top 15% of economies in the ranking on the total tax rate. It is calculated and adjusted on a yearly basis. This year's threshold is 26.1%. All economies with a total tax rate below this threshold receive the same score as the economy at the threshold. The threshold is not based on any economic theory of an "optimal tax rate" that minimizes distortions or maximizes efficiency in an economy's overall tax system. Instead, it is mainly empirical in nature, set at the lower end of the distribution of tax rates levied on medium-size enterprises in the manufacturing sector as observed through the paying taxes indicators.

**FIGURE 14.14** Paying taxes: tax compliance for a local manufacturing company



Note: All economies below the threshold receive the same score in the total tax rate component as the economies at the threshold.

This reduces the bias in the total tax rate indicator toward economies that do not need to levy significant taxes on companies like the *Doing Business* standardized case study company because they raise public revenue in other ways—for example, through taxes on foreign companies, through taxes on sectors other than manufacturing or from natural resources (all of which are outside the scope of the methodology).

Doing Business measures all taxes and contributions that are government

mandated (at any level—federal, state or local) and that apply to the standardized business and have an impact in its financial statements. In doing so, *Doing Business* goes beyond the traditional definition of a tax. As defined for the purposes of government national accounts, taxes include only compulsory, unrequited payments to general government. *Doing Business* departs from this definition because it measures imposed charges that affect business accounts, not government accounts. One main difference relates to labor contributions. The *Doing Business* measure includes government-mandated contributions paid by the employer to a required private pension fund or workers' insurance fund. It includes, for example, Australia's compulsory superannuation guarantee and workers' compensation insurance. For the purpose of calculating the total tax rate (defined below), only taxes borne are included. For example, value added taxes are generally excluded (provided that they are not irrecoverable) because they do not affect the accounting profits of the business—that is, they are not reflected in the income statement. They are, however, included for the purpose of the compliance measures (time and payments), as they add to the burden of complying with the tax system.

*Doing Business* uses a case scenario to measure the taxes and contributions paid by a standardized business and the complexity of an economy's tax compliance system. This case scenario uses a set of financial statements and assumptions about transactions made over the course of the year. In each economy tax experts from a number of different firms (in many economies these include PwC) compute the taxes and mandatory contributions due in their jurisdiction based on the standardized case study facts. Information is also compiled on the frequency of filing and payments as well as the time taken to comply with tax laws in an economy. To make the data

comparable across economies, several assumptions about the business and the taxes and contributions are used.

The methodology for the paying taxes indicators has benefited from discussion with members of the International Tax Dialogue and other stakeholders. This has led to a refinement of the questions on the time to pay taxes, the collection of additional data on the labor tax wedge for further research and the introduction of a threshold applied to the total tax rate for the purpose of calculating the ranking on the ease of paying taxes.

### Assumptions about the business

The business:

- Is a limited liability, taxable company. If there is more than one type of limited liability company in the economy, the limited liability form most common among domestic firms is chosen. The most common form is reported by incorporation lawyers or the statistical office.
- Started operations on January 1, 2012. At that time the company purchased all the assets shown in its balance sheet and hired all its workers.
- Operates in the economy's largest business city. For 11 economies the data are also collected for the second largest business city (see table 14A.1).
- Is 100% domestically owned and has 5 owners, all of whom are natural persons.
- At the end of 2012, has a start-up capital of 102 times income per capita.
- Performs general industrial or commercial activities. Specifically, it produces ceramic flowerpots and sells them at retail. It does not participate in foreign trade (no import or export) and does not handle products subject to a special tax regime, for example, liquor or tobacco.
- At the beginning of 2013, owns 2 plots of land, 1 building, machinery, office equipment, computers and 1 truck and leases 1 truck.
- Does not qualify for investment incentives or any benefits apart from those related to the age or size of the company.
- Has 60 employees—4 managers, 8 assistants and 48 workers. All are nationals, and 1 manager is also an owner. The company pays for additional medical insurance for employees (not mandated by any law) as an additional benefit. In addition, in some economies reimbursable business travel and client entertainment expenses are considered fringe benefits. When applicable, it is assumed that the company pays the fringe benefit tax on this expense or that the benefit becomes taxable income for the employee. The case study assumes no additional salary additions for meals, transportation, education or others. Therefore, even when such benefits are frequent, they are not added to or removed from the taxable gross salaries to arrive at the labor tax or contribution calculation.
- Has a turnover of 1,050 times income per capita.
- Makes a loss in the first year of operation.
- Has a gross margin (pretax) of 20% (that is, sales are 120% of the cost of goods sold).
- Distributes 50% of its net profits as dividends to the owners at the end of the second year.
- Sells one of its plots of land at a profit at the beginning of the second year.
- Is subject to a series of detailed assumptions on expenses and transactions to further standardize the case. All financial statement variables are proportional to 2012 income per capita (this is an update from previous years, when the variables were proportional to 2005 income per capita). For example, the owner who is also a manager spends 10% of income per capita



on traveling for the company (20% of this owner's expenses are purely private, 20% are for entertaining customers, and 60% are for business travel).

**Assumptions about the taxes and contributions**

- All the taxes and contributions recorded are those paid in the second year of operation (calendar year 2013). A tax or contribution is considered distinct if it has a different name or is collected by a different agency. Taxes and contributions with the same name and agency, but charged at different rates depending on the business, are counted as the same tax or contribution.
- The number of times the company pays taxes and contributions in a year is the number of different taxes or contributions multiplied by the frequency of payment (or withholding) for each tax. The frequency of payment includes advance payments (or withholding) as well as regular payments (or withholding).

**Tax payments**

The tax payments indicator reflects the total number of taxes and contributions paid, the method of payment, the frequency of payment, the frequency of filing and the number of agencies involved for the standardized case study company during the second year of operation (table 14.9). It includes taxes withheld by the company, such as sales tax, value added tax and employee-borne labor taxes. These taxes are traditionally collected by the company from the consumer or employee on behalf of the tax agencies. Although they do not affect the income statements of the company, they add to the administrative burden of complying with the tax system and so are included in the tax payments measure.

The number of payments takes into account electronic filing. Where full

electronic filing and payment is allowed and it is used by the majority of medium-size businesses, the tax is counted as paid once a year even if filings and payments are more frequent. For payments made through third parties, such as tax on interest paid by a financial institution or fuel tax paid by a fuel distributor, only one payment is included even if payments are more frequent.

Where 2 or more taxes or contributions are filed for and paid jointly using the same form, each of these joint payments is counted once. For example, if mandatory health insurance contributions and mandatory pension contributions are filed for and paid together, only one of these contributions would be included in the number of payments.

**Time**

Time is recorded in hours per year. The indicator measures the time taken to prepare, file and pay 3 major types of taxes and contributions: the corporate income tax, value added or sales tax,

and labor taxes, including payroll taxes and social contributions. Preparation time includes the time to collect all information necessary to compute the tax payable and to calculate the amount payable. If separate accounting books must be kept for tax purposes—or separate calculations made—the time associated with these processes is included. This extra time is included only if the regular accounting work is not enough to fulfill the tax accounting requirements. Filing time includes the time to complete all necessary tax return forms and file the relevant returns at the tax authority. Payment time considers the hours needed to make the payment online or in person. Where taxes and contributions are paid in person, the time includes delays while waiting.

**Total tax rate**

The total tax rate measures the amount of taxes and mandatory contributions borne by the business in the second year of operation, expressed as a share of commercial profit. *Doing Business 2015* reports the total tax rate for calendar year 2013. The total amount of taxes borne is the sum of all the different taxes and contributions payable after accounting for allowable deductions and exemptions. The taxes withheld (such as personal income tax) or collected by the company and remitted to the tax authorities (such as value added tax, sales tax or goods and service tax) but not borne by the company are excluded. The taxes included can be divided into 5 categories: profit or corporate income tax, social contributions and labor taxes paid by the employer (for which all mandatory contributions are included, even if paid to a private entity such as a required pension fund), property taxes, turnover taxes and other taxes (such as municipal fees and vehicle taxes). Fuel taxes are no longer included in the total tax rate because of the difficulty of computing these taxes in a consistent way for all economies covered. The fuel tax amounts are in

**TABLE 14.9 What do the paying taxes indicators measure?**

<b>Tax payments for a manufacturing company in 2013 (number per year adjusted for electronic and joint filing and payment)</b>
Total number of taxes and contributions paid, including consumption taxes (value added tax, sales tax or goods and service tax)
Method and frequency of filing and payment
<b>Time required to comply with 3 major taxes (hours per year)</b>
Collecting information and computing the tax payable
Completing tax return forms, filing with proper agencies
Arranging payment or withholding
Preparing separate mandatory tax accounting books, if required
<b>Total tax rate (% of profit before all taxes)</b>
Profit or corporate income tax
Social contributions and labor taxes paid by the employer
Property and property transfer taxes
Dividend, capital gains and financial transactions taxes
Waste collection, vehicle, road and other taxes

**TABLE 14.10** Computing the total tax rate for Kiribati

Type of tax (tax base)	Statutory rate $r$ (%)	Statutory tax base $b$ (\$A)	Actual tax payable $a = r \times b$ (\$A)	Commercial profit* $c$ (\$A)	Total tax rate $t = a/c$ (%)
Corporate income tax (taxable income)	20.0-35.0	109,381	33,283	137,156	24.3
Employer-paid social security contributions (taxable wages)	7.5	154,711	11,603	137,156	8.5
<b>Total</b>			<b>44,886</b>		<b>32.7</b>

\* Profit before all taxes borne.

Note: Commercial profit is assumed to be 59.4 times income per capita. \$A is Australian dollar.

Source: *Doing Business* database.

most cases very small, and measuring these amounts is often complicated because they depend on fuel consumption. Fuel taxes continue to be counted in the number of payments.

The total tax rate is designed to provide a comprehensive measure of the cost of all the taxes a business bears. It differs from the statutory tax rate, which merely provides the factor to be applied to the tax base. In computing the total tax rate, the actual tax payable is divided by commercial profit. Data for Kiribati are provided as an example (table 14.10).

Commercial profit is essentially net profit before all taxes borne. It differs from the conventional profit before tax, reported in financial statements. In computing profit before tax, many of the taxes borne by a firm are deductible. In computing commercial profit, these taxes are not deductible. Commercial profit therefore presents a clear picture of the actual profit of a business before any of the taxes it bears in the course of the fiscal year.

Commercial profit is computed as sales minus cost of goods sold, minus gross salaries, minus administrative expenses, minus other expenses, minus provisions, plus capital gains (from the property sale) minus interest expense, plus interest income and minus commercial depreciation. To compute the

commercial depreciation, a straight-line depreciation method is applied, with the following rates: 0% for the land, 5% for the building, 10% for the machinery, 33% for the computers, 20% for the office equipment, 20% for the truck and 10% for business development expenses. Commercial profit amounts to 59.4 times income per capita.

The methodology for calculating the total tax rate is broadly consistent with the Total Tax Contribution framework developed by PwC and the calculation within this framework for taxes borne. But while the work undertaken by PwC is usually based on data received from the largest companies in the economy, *Doing Business* focuses on a case study for a standardized medium-size company.

*The data details on paying taxes can be found for each economy at <http://www.doingbusiness.org>. This methodology was developed by Djankov and others (2010).*

## TRADING ACROSS BORDERS

*Doing Business* measures the time and cost (excluding tariffs) associated with exporting and importing a standardized cargo of goods by sea transport. The time and cost necessary to complete 4 predefined stages (document

preparation; customs clearance and inspections; inland transport and handling; and port and terminal handling) for exporting and importing the goods are recorded; however, the time and cost for sea transport are not included. All documents needed by the trader to export or import the goods across the border are also recorded. The process of exporting goods ranges from packing the goods into the container at the warehouse to their departure from the port of exit. The process of importing goods ranges from the vessel's arrival at the port of entry to the cargo's delivery at the warehouse. For landlocked economies, since the seaport is located in the transit economy, the time, cost and documents associated with the processes at the inland border are also included. It is assumed that the payment is made by letter of credit, and the time, cost and documents required for the issuance or advising of a letter of credit are taken into account (figure 14.15).

The ranking of economies on the ease of trading across borders is determined by sorting their distance to frontier scores for trading across borders. These scores are the simple average of the distance to frontier scores for each of the component indicators (figure 14.16).

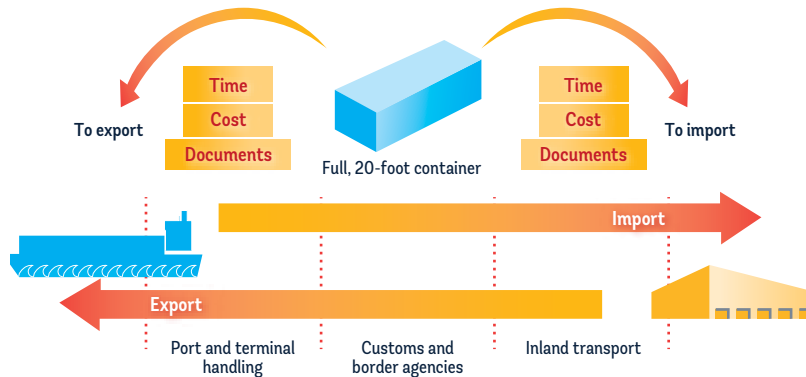
Local freight forwarders, shipping lines, customs brokers, port officials and banks provide information on required documents, cost and time to export and import. To make the data comparable across economies, several assumptions about the business and the traded goods are used.

### Assumptions about the traded goods

The traded product travels in a dry-cargo, 20-foot, full container load.<sup>16</sup> It weighs 10 tons and is valued at \$20,000. The product:

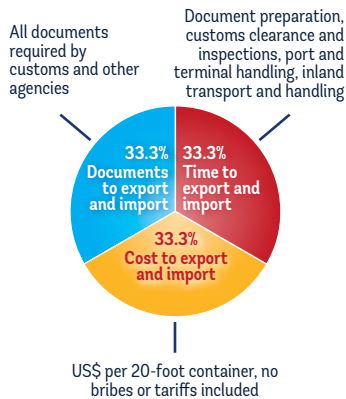
- Is not hazardous nor does it include military items.
- Does not require refrigeration or any other special environment.

**FIGURE 14.15** How much time, how many documents and what cost to export and import by sea transport?



**FIGURE 14.16** Trading across borders: exporting and importing by sea transport

Rankings are based on distance to frontier scores for 3 indicators



- Does not require any special phytosanitary or environmental safety standards other than accepted international standards.
- Is one of the economy's leading export or import products.

**Assumptions about the business**

The business:

- Is located in the economy's largest business city. For 11 economies the data are also collected for the second largest business city (see table 14A.1).

- Is a private, limited liability company.
- Does not operate in an export processing zone or an industrial estate with special export or import privileges.
- Conducts export and import activities but does not have any special accreditation, such as an authorized economic operator status.
- Is 100% domestically owned.

**Documents**

It is assumed that a new contract is drafted per shipment and that the contract has already been agreed upon and executed by both parties. All documents required by law or common practice by relevant agencies—including government ministries, customs authorities, port authorities and other control agencies—per export and import shipment are taken into account (table 14.11). For landlocked economies, documents required by authorities in the transit economy are also included. Since payment is by letter of credit, all documents required by banks for the issuance or securing of a letter of credit are also taken into account. Documents that are requested at the time of clearance but that are valid for a year or longer or do not require renewal per shipment (for example, an annual tax clearance certificate) are not included. Documents that are

required by customs authorities purely for purposes of preferential treatment but are not required for any other purpose by any of the authorities in the process of trading are not included. For example, if a certificate of origin is only presented to qualify for a preferential tariff rate under trade agreements, the document is not counted. It is assumed that the exporter will always obtain a certificate of origin for its trade partner, and the time and cost associated with obtaining this certificate are therefore included in the time and cost of document preparation to export.

**Time**

The time for exporting and importing is recorded in calendar days. The time calculation for each of the 4 predefined stages starts from the moment the stage is initiated and runs until it is completed. Fast-track procedures applying only to firms located in an export processing zone, or only to certain accredited firms under authorized economic operator programs, are not taken into account because they are not available to all trading companies. Sea transport time is not included. It is assumed that neither the exporter nor the importer wastes time and that each commits to completing the process without delay. It is assumed that document preparation, inland transport and handling, customs clearance and inspections, and port and terminal handling require a minimum time of 1 day each and cannot take place simultaneously. The waiting time that occurs in practice—for example, in queues to obtain a service or during the moving of the cargo at the seaport—is included in the measure.

**Cost**

Cost measures the fees levied on a 20-foot container in U.S. dollars. All fees charged by government agencies and the private sector to a trader in the process of exporting and importing the goods are taken into account. These include but are not limited to costs

**TABLE 14.11** What do the trading across borders indicators measure?

Documents required to export and import (number)
Bank documents
Customs clearance documents
Port and terminal handling documents
Transport documents
Time required to export and import (days)
Obtaining, filling out and submitting all the documents
Inland transport and handling
Customs clearance and inspections
Port and terminal handling
Does not include sea transport time
Cost required to export and import (US\$ per container)
All documentation
Inland transport and handling
Customs clearance and inspections
Port and terminal handling
Official costs only, no bribes

for documents, administrative fees for customs clearance and inspections, customs broker fees, port-related charges and inland transport costs. The exporter is responsible for the incurred costs related to exporting the goods until they depart from the exporting economy, and the importer is responsible for the incurred costs related to importing from the moment the goods arrive at the seaport in the importing economy. The cost does not include customs tariffs and duties or costs related to sea transport. Only official costs are recorded.

The data details on trading across borders can be found for each economy at <http://www.doingbusiness.org>. This methodology was developed by Djankov, Freund and Pham (2010) and is adopted here with minor changes.

## ENFORCING CONTRACTS

Indicators on enforcing contracts measure the efficiency of the judicial system in resolving a commercial dispute. The data are built by following the step-by-step evolution of a commercial sale dispute before local courts (figure 14.17). The data are collected through study of the codes of civil procedure and other court regulations as well as questionnaires completed by local litigation lawyers and judges. The ranking of economies on the ease of enforcing contracts is determined by sorting their distance to frontier scores for enforcing contracts. These scores are the simple average of the distance to frontier scores for each of the component indicators (figure 14.18).

The name of the relevant court in each economy—the court in the largest business city with jurisdiction over the standardized commercial dispute described below—is published at <http://www.doingbusiness.org/data/exploretopics/enforcing-contracts>. For 11 economies for which the data are also collected for the second largest business city, the name of the relevant court in that city is given as well.

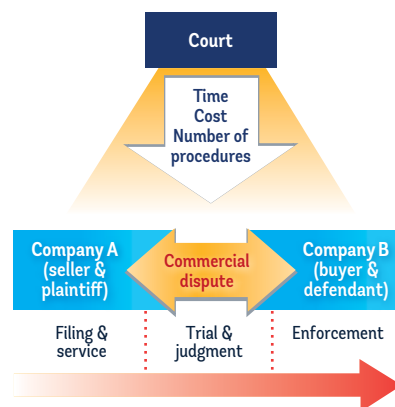
### Assumptions about the case

- The value of the claim is equal to 200% of the economy’s income per capita or \$5,000, whichever is greater.<sup>17</sup>
- The dispute concerns a lawful transaction between 2 businesses (Seller and Buyer), both located in the economy’s largest business city. For 11 economies the data are also collected for the second largest business city (see table 14A.1). Pursuant to a contract between the businesses, Seller sells some custom-made furniture to Buyer worth 200% of the economy’s income per capita or \$5,000, whichever is greater. After Seller delivers the goods to Buyer, Buyer refuses to pay the contract price, alleging

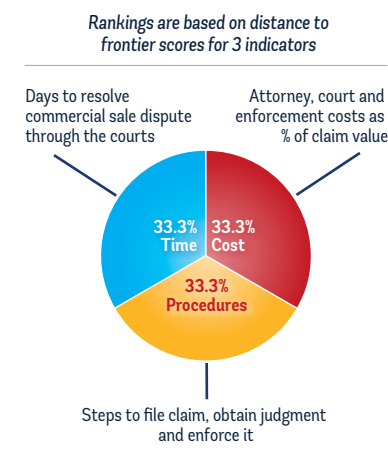
that the goods are not of adequate quality. Because they were custom-made, Seller is unable to sell them to anyone else.

- Seller (the plaintiff) sues Buyer (the defendant) to recover the amount under the sales agreement. The dispute is brought before the court located in the economy’s largest business city with jurisdiction over commercial cases worth 200% of income per capita or \$5,000, whichever is greater. As noted, for 11 economies the data are also

**FIGURE 14.17** What are the time, cost and number of procedures to resolve a commercial dispute through the courts?



**FIGURE 14.18** Enforcing contracts: resolving a commercial dispute through the courts



collected for the second largest business city (see table 14A.1).

- At the outset of the dispute, Seller decides to attach Buyer's movable assets (for example, office equipment and vehicles) because Seller fears that Buyer may hide its assets or otherwise become insolvent.
- The claim is disputed on the merits because of Buyer's allegation that the quality of the goods was not adequate. Because the court cannot decide the case on the basis of documentary evidence or legal title alone, an expert opinion is given on the quality of the goods. If it is standard practice in the economy for each party to call its own expert witness, the parties each call one expert witness. If it is standard practice for the judge to appoint an independent expert, the judge does so. In this case the judge does not allow opposing expert testimony.
- Following the expert opinion, the judge decides that the goods delivered by Seller were of adequate quality and that Buyer must pay the contract price. The judge thus renders a final judgment that is 100% in favor of Seller.
- Buyer does not appeal the judgment. Seller decides to start enforcing the judgment as soon as the

time allocated by law for appeal lapses.

- Seller takes all required steps for prompt enforcement of the judgment. The money is successfully collected through a public sale of Buyer's movable assets (for example, office equipment and vehicles).

### Procedures

The list of procedural steps compiled for each economy traces the chronology of a commercial dispute before the relevant court. A procedure is defined as any interaction, required by law or commonly carried out in practice, between the parties or between them and the judge or court officer. Other procedural steps, internal to the court or between the parties and their counsel, may be counted as well. Procedural steps include steps to file and serve the case, steps to assign the case to a judge, steps for trial and judgment and steps necessary to enforce the judgment (table 14.12).

To indicate overall efficiency, 1 procedure is subtracted from the total number for economies that have specialized commercial courts or divisions, and 1 procedure for economies that allow electronic filing of the initial complaint. Some procedural steps that are part of others are not counted in the total number of procedures.

### Time

Time is recorded in calendar days, counted from the moment the plaintiff decides to file the lawsuit in court until payment. This includes both the days when actions take place and the waiting periods in between. The average duration of 3 different stages of dispute resolution is recorded: the completion of service of process (time to file and serve the case), the issuance of judgment (time for trial and to obtain the judgment) and the recovery of the claim value through a public sale (time for enforcement of the judgment).

### Cost

Cost is recorded as a percentage of the claim, assumed to be equivalent to 200% of income per capita or \$5,000, whichever is greater. Three types of costs are recorded: court costs, enforcement costs and average attorney fees.

Court costs include all costs that Seller (plaintiff) must advance to the court, regardless of the final cost borne by Seller. Enforcement costs are all costs that Seller (plaintiff) must advance to enforce the judgment through a public sale of Buyer's movable assets, regardless of the final cost borne by Seller. Average attorney fees are the fees that Seller (plaintiff) must advance to a local attorney to represent Seller in the standardized case. Bribes are not taken into account.

*The data details on enforcing contracts can be found for each economy at <http://www.doingbusiness.org>. This methodology was developed by Djankov and others (2003) and is adopted here with minor changes.*

**TABLE 14.12** What do the enforcing contracts indicators measure?

#### Procedures to enforce a contract through the courts (number)

Steps to file and serve the case

Steps for trial and judgment

Steps to enforce the judgment

#### Time required to complete procedures (calendar days)

Time to file and serve the case

Time for trial and to obtain the judgment

Time to enforce the judgment

#### Cost required to complete procedures (% of claim)

Average attorney fees

Court costs

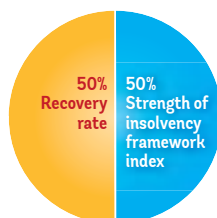
Enforcement costs

## RESOLVING INSOLVENCY

*Doing Business* studies the time, cost and outcome of insolvency proceedings involving domestic entities. In addition, this year it introduces a new measure, the strength of insolvency framework index, evaluating the adequacy and integrity of the legal framework applicable to liquidation and reorganization proceedings. The data for the resolving insolvency indicators are derived from questionnaire responses by local insolvency practitioners and verified through a study of laws and regulations as well as public information on bankruptcy systems. The ranking of economies on the ease of resolving insolvency is determined by sorting their distance to frontier scores for resolving insolvency. These scores are the simple average of the distance to frontier scores for the recovery rate and the strength of insolvency framework index (figure 14.19).

**FIGURE 14.19 Resolving insolvency: recovery rate and strength of insolvency framework**

Rankings are based on distance to frontier scores for 2 indicators



### Debt recovery in insolvency

To make the data on the time, cost and outcome of insolvency proceedings comparable across economies, several assumptions about the business and the case are used.

#### Assumptions about the business

The business:

- Is a limited liability company.
- Operates in the economy's largest business city. For 11 economies the data are also collected for the second largest business city (see table 14A.1).
- Is 100% domestically owned, with the founder, who is also chairman of the supervisory board, owning 51% (no other shareholder holds more than 5% of shares).
- Has downtown real estate, where it runs a hotel, as its major asset.
- Has a professional general manager.
- Has 201 employees and 50 suppliers, each of which is owed money for the last delivery.
- Has a 10-year loan agreement with a domestic bank secured by a mortgage over the hotel's real estate property. A universal business charge (an enterprise charge) is also assumed in economies where such collateral is recognized. If the laws of the economy do not specifically provide for an enterprise charge

but contracts commonly use some other provision to that effect, this provision is specified in the loan agreement.

- Has observed the payment schedule and all other conditions of the loan up to now.
- Has a market value, operating as a going concern, of 100 times income per capita or \$200,000, whichever is greater. The market value of the company's assets, if sold piecemeal, is 70% of the market value of the business.

#### Assumptions about the case

The business is experiencing liquidity problems. The company's loss in 2013 reduced its net worth to a negative figure. It is January 1, 2014. There is no cash to pay the bank interest or principal in full, due the next day, January 2. The business will therefore default on its loan. Management believes that losses will be incurred in 2014 and 2015 as well. But it expects 2014 cash flow to cover all operating expenses, including supplier payments, salaries, maintenance costs and taxes, though not principal or interest payments to the bank.

The amount outstanding under the loan agreement is exactly equal to the market value of the hotel business and represents 74% of the company's total debt. The other 26% of its debt is held by unsecured creditors (suppliers, employees, tax authorities).

The company has too many creditors to negotiate an informal out-of-court workout. The following options are available: a judicial procedure aimed at the rehabilitation or reorganization of the company to permit its continued operation; a judicial procedure aimed at the liquidation or winding-up of the company; or a debt enforcement procedure (foreclosure or receivership) against the company.

#### Assumptions about the parties

The bank wants to recover as much as possible of its loan, as quickly and cheaply as possible. The unsecured creditors will do everything permitted under the applicable laws to avoid a piecemeal sale of the assets. The majority shareholder wants to keep the company operating and under his control. Management wants to keep the company operating and preserve its employees' jobs. All the parties are local entities or citizens; no foreign parties are involved.

#### Time

Time for creditors to recover their credit is recorded in calendar years (table 14.13). The period of time measured by *Doing Business* is from the company's default until the payment of some or all of the money owed to the bank. Potential delay tactics by the

**TABLE 14.13 What do the indicators on debt recovery in insolvency measure?**

#### Time required to recover debt (years)

Measured in calendar years

Appeals and requests for extension are included

#### Cost required to recover debt (% of debtor's estate)

Measured as percentage of estate value

Court fees

Fees of insolvency administrators

Lawyers' fees

Assessors' and auctioneers' fees

Other related fees

#### Outcome

Whether the business continues operating as a going concern or whether its assets are sold piecemeal

#### Recovery rate for secured creditors (cents on the dollar)

Measures the cents on the dollar recovered by secured creditors

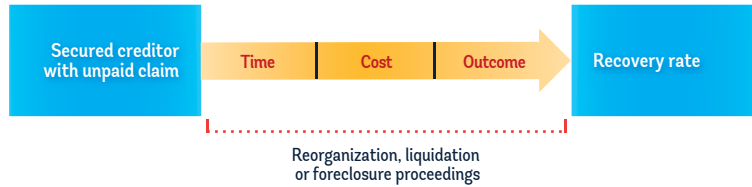
Present value of debt recovered

Official costs of the insolvency proceedings are deducted

Depreciation of furniture is taken into account

Outcome for the business (survival or not) affects the maximum value that can be recovered

**FIGURE 14.20** Recovery rate is a function of the time, cost and outcome of insolvency proceedings against a local company



parties, such as the filing of dilatory appeals or requests for extension, are taken into consideration.

### Cost

The cost of the proceedings is recorded as a percentage of the value of the debtor's estate. The cost is calculated on the basis of questionnaire responses and includes court fees and government levies; fees of insolvency administrators, auctioneers, assessors and lawyers; and all other fees and costs.

### Outcome

Recovery by creditors depends on whether the hotel business emerges from the proceedings as a going concern or the company's assets are sold piecemeal. If the business keeps operating, 100% of the hotel value is preserved. If the assets are sold piecemeal, the maximum amount that can be recovered is 70% of the value of the hotel.

### Recovery rate

The recovery rate is recorded as cents on the dollar recouped by secured creditors through reorganization, liquidation or debt enforcement (foreclosure or receivership) proceedings (figure 14.20). The calculation takes into account the outcome: whether the business emerges from the proceedings as a going concern or the assets are sold piecemeal. Then the costs of the proceedings are deducted (1 cent for each percentage point of the value of the debtor's estate). Finally, the value

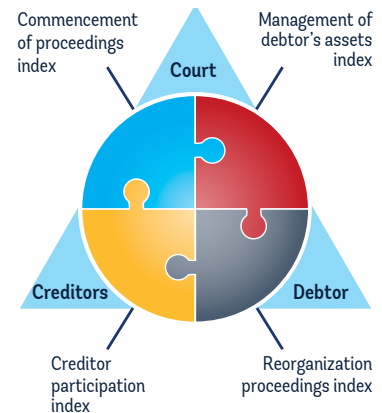
lost as a result of the time the money remains tied up in insolvency proceedings is taken into account, including the loss of value due to depreciation of the hotel furniture. Consistent with international accounting practice, the annual depreciation rate for furniture is taken to be 20%. The furniture is assumed to account for a quarter of the total value of assets. The recovery rate is the present value of the remaining proceeds, based on end-2013 lending rates from the International Monetary Fund's *International Financial Statistics*, supplemented with data from central banks and the Economist Intelligence Unit.

If an economy had zero cases a year over the past 5 years involving a judicial reorganization, judicial liquidation or debt enforcement procedure (foreclosure or receivership), the economy receives a "no practice" mark on the time, cost and outcome indicators. This means that creditors are unlikely to recover their money through a formal legal process. The recovery rate for "no practice" economies is zero. In addition, a "no practice" economy receives a score of 0 on the strength of insolvency framework index even if its legal framework includes provisions related to insolvency proceedings (liquidation or reorganization).

### Strength of insolvency framework

The strength of insolvency framework index is based on 4 other indices:

**FIGURE 14.21** Strength of insolvency framework index measures the quality of insolvency laws that govern relations between debtors, creditors and the court



commencement of proceedings index, management of debtor's assets index, reorganization proceedings index and creditor participation index (figure 14.21; table 14.14).

### Commencement of proceedings index

The commencement of proceedings index has 3 components:

- Whether debtors can initiate both liquidation and reorganization proceedings. A score of 1 is assigned if debtors can initiate both types of proceedings; 0.5 if they can initiate only one of these types (either liquidation or reorganization); 0 if they cannot initiate insolvency proceedings.
- Whether creditors can initiate both liquidation and reorganization proceedings. A score of 1 is assigned if creditors can initiate both types of proceedings; 0.5 if they can initiate only one of these types (either liquidation or reorganization); 0 if they cannot initiate insolvency proceedings.
- What standard is used for commencement of insolvency proceedings. A score of 1 is assigned if a liquidity test (the debtor is generally unable to pay its debts as they

**TABLE 14.14** What do the indicators on the strength of the insolvency framework measure?**Commencement of proceedings index (0–3)**

Availability of liquidation and reorganization to debtors and creditors

Standards for commencement of insolvency proceedings

**Management of debtor's assets index (0–6)**

Continuation and rejection of contracts during insolvency

Avoidance of preferential and undervalued transactions

Post-commencement credit

**Reorganization proceedings index (0–3)**

Approval and content of the reorganization plan

**Creditor participation index (0–4)**

Creditors' participation in and rights during liquidation and reorganization proceedings

**Strength of insolvency framework index (0–16)**

Sum of the commencement of proceedings, management of debtor's assets, reorganization proceedings and creditor participation indices

mature) is used; 0.5 if the balance sheet test (the liabilities of the debtor exceed its assets) is used; 1 if both the liquidity and balance sheet tests are available but only one is required to initiate insolvency proceedings; 0.5 if both tests are required; 0 if a different test is used.

The index ranges from 0 to 3, with higher values indicating greater access to insolvency proceedings. In Bulgaria, for example, debtors can initiate both liquidation and reorganization proceedings (a score of 1), as can creditors (a score of 1). The standard for commencing insolvency proceedings is that the debtor cannot pay its debts as they mature (a score of 1). Adding these numbers gives Bulgaria a score of 3 on the commencement of proceedings index.

**Management of debtor's assets index**

The management of debtor's assets index has 6 components:

- Whether the debtor (or an insolvency representative on its behalf) can continue performing contracts essential to the debtor's survival. A score of 1 is assigned if yes; 0 if continuation of contracts is not possible or if the law contains no provisions on this subject.
- Whether the debtor (or an insolvency representative on its behalf) can reject overly burdensome contracts. A score of 1 is assigned if yes; 0 if rejection of contracts is not possible.
- Whether transactions entered into before commencement of insolvency proceedings that give preference to one or several creditors can be avoided after proceedings are initiated. A score of 1 is assigned if yes; 0 if avoidance of such transactions is not possible.
- Whether undervalued transactions entered into before commencement of insolvency proceedings can be avoided after proceedings are initiated. A score of 1 is assigned if yes; 0 if avoidance of such transactions is not possible.
- Whether the insolvency framework includes specific provisions that allow the debtor (or an insolvency representative on its behalf), after commencement of insolvency proceedings, to obtain financing necessary to function during the proceedings. A score of 1 is assigned if yes; 0 if obtaining post-commencement financing is not possible or if the law contains no provisions on this subject.
- Whether post-commencement financing receives priority over ordinary unsecured creditors during distribution of assets. A score of 1 is assigned if yes; 0.5 if post-commencement financing is granted superpriority over all creditors, secured and unsecured; 0 if no priority is granted to post-commencement financing.

The index ranges from 0 to 6, with higher values indicating more advantageous treatment of the debtor's assets from the perspective of the company's stakeholders. In Rwanda, for example, debtors can continue essential contracts (a score of 1) and reject burdensome ones (a score of 1) during insolvency proceedings. But the insolvency framework contains no provisions on either preferential transactions (a score of 0) or undervalued ones (a score of 0). Post-commencement financing is available under the laws of Rwanda (a score of 1) and receives priority only over ordinary unsecured creditors (a score of 1). Adding these numbers gives Rwanda a score of 4 on the management of debtor's assets index.

**Reorganization proceedings index**

The reorganization proceedings index has 3 components:

- Whether the reorganization plan is voted on only by the creditors whose rights are modified or affected by the plan. A score of 1 is assigned if yes; 0.5 if all creditors vote on the plan, regardless of its impact on their interests; 0 if creditors do not vote on the plan or if reorganization is not available.
- Whether creditors entitled to vote on the plan are divided into classes, each class votes separately and the creditors within each class are treated equally. A score of 1 is assigned if the voting procedure has these 3 features; 0 if the voting procedure does not have these 3 features or if reorganization is not available.
- Whether the insolvency framework requires that dissenting creditors receive as much under the reorganization plan as they would have received in liquidation. A score of 1 is assigned if yes; 0 if no such provisions exist or if reorganization is not available.

The index ranges from 0 to 3, with higher values indicating greater compliance with internationally accepted



practices. Nicaragua, for example, has no judicial reorganization proceedings and therefore receives a score of 0 on the reorganization proceedings index. In Estonia, another example, only creditors whose rights are affected by the reorganization plan are allowed to vote (a score of 1). The reorganization plan divides creditors into classes, each class votes separately and creditors within the same class are treated equally (a score of 1). But there are no provisions requiring that the return to dissenting creditors be equal to what they would have received in liquidation (a score of 0). Adding these numbers gives Estonia a score of 2 on the reorganization proceedings index.

### Creditor participation index

The creditor participation index has 4 components:

- Whether creditors participate in the selection of an insolvency representative. A score of 1 is assigned if yes; 0 if no.
- Whether creditors are required to approve the sale of substantial assets of the debtor in the course of insolvency proceedings. A score of 1 is assigned if yes; 0 if no.
- Whether an individual creditor has the right to access information about insolvency proceedings, either by requesting it from an insolvency representative or by reviewing the official records. A score of 1 is assigned if yes; 0 if no.
- Whether an individual creditor can object to a decision of the court or of the insolvency representative to approve or reject claims against the debtor brought by the creditor itself and by other creditors. A score of 1 is assigned if yes; 0 if no.

The index ranges from 0 to 4, with higher values indicating greater participation of creditors. In Iceland, for example, the court appoints the insolvency representative, without creditors' approval (a score of 0). The insolvency representative decides unilaterally on

the sale of the debtor's assets (a score of 0). Any creditor can inspect the records kept by the insolvency representative (a score of 1). And any creditor is allowed to challenge a decision of the insolvency representative to approve all claims if this decision affects the creditor's rights (a score of 1). Adding these numbers gives Iceland a score of 2 on the creditor participation index.

### Strength of insolvency framework index

The strength of insolvency framework index is the sum of the scores on the commencement of proceedings index, management of debtor's assets index, reorganization proceedings index and creditor participation index. The index ranges from 0 to 16, with higher values indicating insolvency legislation that is better designed for rehabilitating viable firms and liquidating nonviable ones.

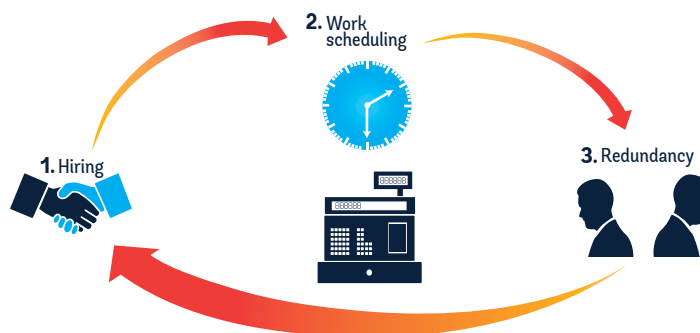
*This methodology was developed by Djankov, Hart and others (2008) and is adopted here with several changes. The strength of insolvency framework index was introduced in Doing Business 2015. The best practices tested in this index were developed on the basis of the World Bank's Principles for Effective Insolvency and Creditor/Debtor Regimes and the United Nations Commission on International Trade Law's Legislative Guide on Insolvency Law.*

## LABOR MARKET REGULATION

*Doing Business* measures flexibility in the regulation of employment, specifically as it affects the hiring and redundancy of workers and the rigidity of working hours (figure 14.22). This year, for the first time, the indicators measuring flexibility in labor market regulations focus on those affecting the food retail industry, using a standardized case study of a cashier in a supermarket. Also new is that *Doing Business* collects data on regulations applying to employees hired through temporary-work agencies as well as on those applying to permanent employees or employees hired on fixed-term contracts. The indicators also cover additional areas of labor market regulation, including social protection schemes and benefits as well as labor disputes.

Over the period from 2007 to 2011 improvements were made to align the methodology for the labor market regulation indicators (formerly the employing workers indicators) with the letter and spirit of the International Labour Organization (ILO) conventions. Only 6 of the 188 ILO conventions cover areas measured by *Doing Business*: employee termination, weekend work, holiday with

FIGURE 14.22 How flexible are hiring, work scheduling and redundancy rules?



pay, night work, protection against unemployment and medical care and sickness benefits. The *Doing Business* methodology is fully consistent with these 6 conventions. The ILO conventions covering areas related to the labor market regulation indicators do not include the ILO core labor standards—8 conventions covering the right to collective bargaining, the elimination of forced labor, the abolition of child labor and equitable treatment in employment practices.

Between 2009 and 2011 the World Bank Group worked with a consultative group—including labor lawyers, employer and employee representatives, and experts from the ILO, the Organisation for Economic Co-operation and Development (OECD), civil society and the private sector—to review the methodology for the labor market regulation indicators and explore future areas of research.<sup>18</sup> A full report with the conclusions of the consultative group, along with the methodology it proposed, is available at <http://www.doingbusiness.org/methodology/labor-market-regulation>.

*Doing Business 2015* presents the data for the labor market regulation indicators in an annex. The report does not present rankings of economies on these indicators or include the topic in the aggregate distance to frontier score or ranking on the ease of doing business. Detailed data collected on labor market regulations are available on the *Doing Business* website (<http://www.doingbusiness.org>). The data on labor market regulations are based on a detailed questionnaire on employment regulations that is completed by local lawyers and public officials. Employment laws and regulations as well as secondary sources are reviewed to ensure accuracy.

To make the data comparable across economies, several assumptions about the worker and the business are used.

### Assumptions about the worker

The worker:

- Is a cashier in a supermarket or grocery store.
- Is a full-time employee.
- Is not a member of the labor union, unless membership is mandatory.

### Assumptions about the business

The business:

- Is a limited liability company (or the equivalent in the economy).
- Operates a supermarket or grocery store in the economy's largest business city. For 11 economies the data are also collected for the second largest business city (see table 14A.1).
- Has 60 employees.
- Is subject to collective bargaining agreements if such agreements cover more than 50% of the food retail sector and they apply even to firms that are not party to them.
- Abides by every law and regulation but does not grant workers more benefits than those mandated by law, regulation or (if applicable) collective bargaining agreements.

### Rigidity of employment

Rigidity of employment covers 3 areas: difficulty of hiring, rigidity of hours and difficulty of redundancy (table 14.15).

Difficulty of hiring covers 4 areas: (i) whether fixed-term contracts are prohibited for permanent tasks; (ii) the maximum cumulative duration of fixed-term contracts; (iii) the minimum wage for a cashier, age 19, with 1 year of work experience; and (iv) the ratio of the minimum wage to the average value added per worker.<sup>19</sup>

Rigidity of hours covers 7 areas: (i) whether the workweek can extend to 50 hours or more (including overtime) 2 months in a year to respond to a seasonal increase in workload; (ii) the maximum number of days allowed in the workweek; (iii) the premium for

**TABLE 14.15** What do the labor market regulation indicators include?

<b>Rigidity of employment</b>
<b>Difficulty of hiring</b>
Whether fixed-term contracts are prohibited for permanent tasks
Maximum duration of fixed-term contracts, including renewals
Minimum wage applicable to the worker assumed in the case study (US\$/month)
Ratio of minimum wage to value added per worker
<b>Rigidity of hours</b>
Whether 50-hour workweeks are permitted for 2 months in a year due to an increase in workload
Allowed maximum length of the workweek in days and hours, including overtime
Premium for night work (% of hourly pay)
Premium for work on a weekly rest day (% of hourly pay)
Whether there are restrictions on night work and weekly holiday work
Paid annual vacation days for workers with 1 year of tenure, 5 years of tenure and 10 years of tenure
<b>Difficulty of redundancy</b>
Length of the maximum probationary period (in months) for permanent employees
Whether redundancy is allowed as grounds for termination
Whether third-party notification is required for termination of a redundant worker or group of workers
Whether third-party approval is required for termination of a redundant worker or group of workers
Whether employer is obligated to reassign or retrain and to follow priority rules for redundancy and reemployment
<b>Redundancy cost (weeks of salary)</b>
Notice requirements, severance payments and penalties due when terminating a redundant worker, expressed in weeks of salary
<b>Social protection schemes and benefits</b>
Whether an unemployment protection scheme exists
Whether the law requires employers to provide health insurance for permanent employees
<b>Labor disputes</b>
Availability of courts or court sections specializing in labor disputes

night work (as a percentage of hourly pay); (iv) the premium for work on a weekly rest day (as a percentage of hourly pay); (v) whether there are

restrictions on night work; (vi) whether there are restrictions on weekly holiday work; and (vii) the average paid annual leave for workers with 1 year of tenure, 5 years of tenure and 10 years of tenure.

Difficulty of redundancy looks at 9 questions: (i) what the length is in months of the maximum probationary period; (ii) whether redundancy is disallowed as a basis for terminating workers; (iii) whether the employer needs to notify a third party (such as a government agency) to terminate 1 redundant worker; (iv) whether the employer needs to notify a third party to terminate a group of 9 redundant workers; (v) whether the employer needs approval from a third party to terminate 1 redundant worker; (vi) whether the employer needs approval from a third party to terminate a group of 9 redundant workers; (vii) whether the law requires the employer to reassign or retrain a worker before making the worker redundant; (viii) whether priority rules apply for redundancies; and (ix) whether priority rules apply for reemployment.

### Redundancy cost

Redundancy cost measures the cost of advance notice requirements, severance payments and penalties due when terminating a redundant worker, expressed in weeks of salary. The average value of notice requirements and severance payments applicable to a worker with 1 year of tenure, a worker with 5 years and a worker with 10 years is considered. One month is recorded as 4 and 1/3 weeks.

### Social protection schemes and benefits

*Doing Business* collects data on the existence of unemployment protection schemes as well as data on whether employers are legally required to provide health insurance for employees with permanent contracts.

### Labor disputes

*Doing Business* assesses the mechanisms available to resolve labor disputes. More specifically, it collects data on what courts would be competent to hear labor disputes and whether the competent courts are specialized in resolving labor disputes.

*The data details on labor market regulation can be found for each economy at <http://www.doingbusiness.org>. The *Doing Business* website also provides historical data sets. The methodology was developed by Botero and others (2004). *Doing Business 2015* does not present rankings of economies on the labor market regulation indicators.*

### NOTES

1. The data for paying taxes refer to January–December 2013.
2. These are Bangladesh, Brazil, China, India, Indonesia, Japan, Mexico, Nigeria, Pakistan, the Russian Federation and the United States.
3. This correction rate reflects changes that exceed 5% up or down.
4. This assumption is new in *Doing Business 2015*.
5. This component is revised in *Doing Business 2015*. The previous methodology assigned a point if more than 2 years of historical data were distributed. Similarly, credit bureaus and registries that erased data on defaults as soon as they were repaid obtained a score of 0.
6. This component is revised in *Doing Business 2015*. The previous methodology assigned a point if borrowers have the right by law to access their data in the largest credit bureau or registry in the economy.
7. This component is new in *Doing Business 2015*.
8. This component is new in *Doing Business 2015*.
9. This question is usually regulated by stock exchange or securities laws. Points are awarded only to economies with more than 10 listed firms in their most important stock exchange.
10. When evaluating the regime of liability for company directors for a prejudicial related-party transaction, *Doing Business* assumes that the transaction was duly disclosed and approved. *Doing Business* does not measure director liability in the event of fraud.
11. This component is revised in *Doing Business 2015*; it combines 2 previously separate components.
12. This component is new in *Doing Business 2015*.
13. This component is new in *Doing Business 2015*.
14. PwC refers to the network of member firms of PricewaterhouseCoopers International Limited (PwCIL) or, as the context requires, individual member firms of the PwC network. Each member firm is a separate legal entity and does not act as agent of PwCIL or any other member firm. PwCIL does not provide any services to clients. PwCIL is not responsible or liable for the acts or omissions of any of its member firms nor can it control the exercise of their professional judgment or bind them in any way. No member firm is responsible or liable for the acts or omissions of any other member firm nor can it control the exercise of another member firm's professional judgment or bind another member firm or PwCIL in any way.
15. The nonlinear distance to frontier for the total tax rate is equal to the distance to frontier for the total tax rate to the power of 0.8.
16. While different types of containers are used around the world, the 2 most important are 20-foot and 40-foot containers. Use of 40-foot containers is growing, but this year's research confirms that 20-foot containers are still common in the majority of economies. According to respondents questioned in each of the 189 economies covered by *Doing Business*, 20-foot and 40-foot containers are equally common in 49% of the economies, 20-foot containers are more common in 29%, and 40-foot containers are mostly relied on in only 10%. For the remaining 12% of economies no data on the use of the 2 types of containers were available. The trading across borders indicators will continue to be based on 20-foot containers because this size remains the most relevant for international trade across the globe.
17. This assumption is revised in *Doing Business 2015*.
18. For the terms of reference and composition of the consultative group, see World Bank, "Doing Business Employing Workers Indicator Consultative Group," <http://www.doingbusiness.org>.
19. The average value added per worker is the ratio of an economy's GNI per capita to the working-age population as a percentage of the total population.

TABLE 14A.1 Cities covered in each economy by the Doing Business report

Economy	City or cities	Economy	City or cities	Economy	City or cities
Afghanistan	Kabul	Greece	Athens	Pakistan	Karachi, Lahore
Albania	Tirana	Grenada	St. George's	Palau	Koror
Algeria	Algiers	Guatemala	Guatemala City	Panama	Panama City
Angola	Luanda	Guinea	Conakry	Papua New Guinea	Port Moresby
Antigua and Barbuda	St. John's	Guinea-Bissau	Bissau	Paraguay	Asunción
Argentina	Buenos Aires	Guyana	Georgetown	Peru	Lima
Armenia	Yerevan	Haiti	Port-au-Prince	Philippines	Quezon City
Australia	Sydney	Honduras	Tegucigalpa	Poland	Warsaw
Austria	Vienna	Hong Kong SAR, China	Hong Kong SAR	Portugal	Lisbon
Azerbaijan	Baku	Hungary	Budapest	Puerto Rico (U.S.)	San Juan
Bahamas, The	Nassau	Iceland	Reykjavik	Qatar	Doha
Bahrain	Manama	India	Mumbai, Delhi	Romania	Bucharest
Bangladesh	Dhaka, Chittagong	Indonesia	Jakarta, Surabaya	Russian Federation	Moscow, St. Petersburg
Barbados	Bridgetown	Iran, Islamic Rep.	Tehran	Rwanda	Kigali
Belarus	Minsk	Iraq	Baghdad	Samoa	Apia
Belgium	Brussels	Ireland	Dublin	San Marino	San Marino
Belize	Belize City	Israel	Tel Aviv	São Tomé and Príncipe	São Tomé
Benin	Cotonou	Italy	Rome	Saudi Arabia	Riyadh
Bhutan	Thimphu	Jamaica	Kingston	Senegal	Dakar
Bolivia	La Paz	Japan	Tokyo, Osaka	Serbia	Belgrade
Bosnia and Herzegovina	Sarajevo	Jordan	Amman	Seychelles	Victoria
Botswana	Gaborone	Kazakhstan	Almaty	Sierra Leone	Freetown
Brazil	São Paulo, Rio de Janeiro	Kenya	Nairobi	Singapore	Singapore
Brunei Darussalam	Bandar Seri Begawan	Kiribati	Tarawa	Slovak Republic	Bratislava
Bulgaria	Sofia	Korea, Rep.	Seoul	Slovenia	Ljubljana
Burkina Faso	Ouagadougou	Kosovo	Pristina	Solomon Islands	Honiara
Burundi	Bujumbura	Kuwait	Kuwait City	South Africa	Johannesburg
Cabo Verde	Praia	Kyrgyz Republic	Bishkek	South Sudan	Juba
Cambodia	Phnom Penh	Lao PDR	Vientiane	Spain	Madrid
Cameroon	Douala	Latvia	Riga	Sri Lanka	Colombo
Canada	Toronto	Lebanon	Beirut	St. Kitts and Nevis	Basseterre
Central African Republic	Bangui	Lesotho	Maseru	St. Lucia	Castries
Chad	N'Djamena	Liberia	Monrovia	St. Vincent and the Grenadines	Kingstown
Chile	Santiago	Libya	Tripoli	Sudan	Khartoum
China	Shanghai, Beijing	Lithuania	Vilnius	Suriname	Paramaribo
Colombia	Bogotá	Luxembourg	Luxembourg	Swaziland	Mbabane
Comoros	Moroni	Macedonia, FYR	Skopje	Sweden	Stockholm
Congo, Dem. Rep.	Kinshasa	Madagascar	Antananarivo	Switzerland	Zurich
Congo, Rep.	Brazzaville	Malawi	Blantyre	Syrian Arab Republic	Damascus
Costa Rica	San José	Malaysia	Kuala Lumpur	Taiwan, China	Taipei
Côte d'Ivoire	Abidjan	Maldives	Malé	Tajikistan	Dushanbe
Croatia	Zagreb	Mali	Bamako	Tanzania	Dar es Salaam
Cyprus	Nicosia	Malta	Valletta	Thailand	Bangkok
Czech Republic	Prague	Marshall Islands	Majuro	Timor-Leste	Dili
Denmark	Copenhagen	Mauritania	Nouakchott	Togo	Lomé
Djibouti	Djibouti Ville	Mauritius	Port Louis	Tonga	Nuku'alofa
Dominica	Roseau	Mexico	Mexico City, Monterrey	Trinidad and Tobago	Port of Spain
Dominican Republic	Santo Domingo	Micronesia, Fed. Sts.	Island of Pohnpei	Tunisia	Tunis
Ecuador	Quito	Moldova	Chişinău	Turkey	Istanbul
Egypt, Arab Rep.	Cairo	Mongolia	Ulaanbaatar	Uganda	Kampala
El Salvador	San Salvador	Montenegro	Podgorica	Ukraine	Kiev
Equatorial Guinea	Malabo	Morocco	Casablanca	United Arab Emirates	Dubai
Eritrea	Asmara	Mozambique	Maputo	United Kingdom	London
Estonia	Tallinn	Myanmar	Yangon	United States	New York City, Los Angeles
Ethiopia	Addis Ababa	Namibia	Windhoek	Uruguay	Montevideo
Fiji	Suva	Nepal	Kathmandu	Uzbekistan	Tashkent
Finland	Helsinki	Netherlands	Amsterdam	Vanuatu	Port-Vila
France	Paris	New Zealand	Auckland	Venezuela, RB	Caracas
Gabon	Libreville	Nicaragua	Managua	Vietnam	Ho Chi Minh City
Gambia, The	Banjul	Niger	Niamey	West Bank and Gaza	Ramallah
Georgia	Tbilisi	Nigeria	Lagos, Kano	Yemen, Rep.	Sana'a
Germany	Berlin	Norway	Oslo	Zambia	Lusaka
Ghana	Accra	Oman	Muscat	Zimbabwe	Harare



## Distance to frontier and ease of doing business ranking

**T**his year's report presents results for 2 aggregate measures: the distance to frontier score and the ease of doing business ranking, which for the first time this year is based on the distance to frontier score. The ease of doing business ranking compares economies with one another; the distance to frontier score benchmarks economies with respect to regulatory best practice, showing the absolute distance to the best performance on each *Doing Business* indicator. When compared across years, the distance to frontier score shows how much the regulatory environment for local entrepreneurs in an economy has changed over time in absolute terms, while the ease of doing business ranking can show only how much the regulatory environment has changed relative to that in other economies.

### DISTANCE TO FRONTIER

The distance to frontier score captures the gap between an economy's performance and a measure of best practice across the entire sample of 31 indicators for 10 *Doing Business* topics (the labor market regulation indicators are excluded). For starting a business, for example, Canada and New Zealand have the smallest number of procedures required (1), and New Zealand the shortest time to fulfill them (0.5 days). Slovenia has the lowest cost (0.0), and Australia, Colombia and 110 other economies have no paid-in minimum capital requirement (table 15.1).

### Calculation of the distance to frontier score

Calculating the distance to frontier score for each economy involves 2 main steps. First, individual component indicators are normalized to a common unit where each of the 31 component indicators  $y$  (except for the total tax rate) is rescaled using the linear transformation  $(\text{worst} - y)/(\text{worst} - \text{frontier})$ . In this formulation the frontier represents the best performance on the indicator across all economies since 2005 or the third year in which data for the indicator were collected. For legal indicators such as those on getting credit or protecting minority investors, the frontier is set at the highest possible value. For the total tax rate, consistent with the use of a threshold in calculating the rankings on this indicator, the frontier is defined as the total tax rate at the 15th percentile of the overall distribution for all years included in the analysis. For the time to pay taxes the frontier is defined as the lowest time recorded among all economies that levy the 3 major taxes: profit tax, labor taxes and mandatory contributions, and value added tax (VAT) or sales tax. In addition, the cost to export and cost to import for each year are divided by the GDP deflator, to take the general price level into account when benchmarking these absolute-cost indicators across economies with different inflation trends. The base year for the deflator is 2013 for all economies.

In the same formulation, to mitigate the effects of extreme outliers in the

distributions of the rescaled data for most component indicators (very few economies need 700 days to complete the procedures to start a business, but many need 9 days), the worst performance is calculated after the removal of outliers. The definition of outliers is based on the distribution for each component indicator. To simplify the process, 2 rules were defined: the 95th percentile is used for the indicators with the most dispersed distributions (including time, cost, minimum capital and number of payments to pay taxes), and the 99th percentile is used for number of procedures and number of documents to trade. No outlier was removed for component indicators bound by definition or construction, including legal index scores (such as the depth of credit information index, extent of conflict of interest regulation index and strength of insolvency framework index) and the recovery rate (figure 15.1).

Second, for each economy the scores obtained for individual indicators are aggregated through simple averaging into one distance to frontier score, first for each topic and then across all 10 topics: starting a business, dealing with construction permits, getting electricity, registering property, getting credit, protecting minority investors, paying taxes, trading across borders, enforcing contracts and resolving insolvency. More complex aggregation methods—such as principal components and unobserved components—yield a ranking nearly identical to the simple average used by *Doing Business*.<sup>1</sup> Thus *Doing Business* uses the simplest method: weighting all topics equally and, within each topic, giving equal weight to each of the topic components.<sup>2</sup>

An economy's distance to frontier score is indicated on a scale from 0 to 100, where 0 represents the worst performance and 100 the frontier. All distance to frontier calculations are based on a maximum of 5 decimals. However, indicator ranking calculations and the

**TABLE 15.1 What is the frontier in regulatory practice?**

Topic and indicator	Who sets the frontier	Frontier	Worst performance
<b>Starting a business</b>			
Procedures (number)	Canada; New Zealand	1	18 <sup>a</sup>
Time (days)	New Zealand	0.5	100 <sup>b</sup>
Cost (% of income per capita)	Slovenia	0.0	200.0 <sup>b</sup>
Minimum capital (% of income per capita)	Australia; Colombia <sup>c</sup>	0.0	400.0 <sup>b</sup>
<b>Dealing with construction permits</b>			
Procedures (number)	Hong Kong SAR, China	5	30 <sup>a</sup>
Time (days)	Singapore	26	373 <sup>b</sup>
Cost (% of warehouse value)	Qatar	0.0	20.0 <sup>b</sup>
<b>Getting electricity</b>			
Procedures (number)	Germany; Korea, Rep. <sup>d</sup>	3	9 <sup>a</sup>
Time (days)	Korea, Rep.	18	248 <sup>b</sup>
Cost (% of income per capita)	Japan	0.0	8,100.0 <sup>b</sup>
<b>Registering property</b>			
Procedures (number)	Georgia; Norway; Portugal; Sweden	1	13 <sup>a</sup>
Time (days)	Georgia; New Zealand; Portugal	1	210 <sup>b</sup>
Cost (% of property value)	Saudi Arabia	0.0	15.0 <sup>b</sup>
<b>Getting credit</b>			
Strength of legal rights index (0–12)	Colombia; Montenegro; New Zealand	12	0 <sup>e</sup>
Depth of credit information index (0–8)	Ecuador; United Kingdom <sup>f</sup>	8	0 <sup>e</sup>
<b>Protecting minority investors</b>			
Extent of conflict of interest regulation index (0–10)	No economy has attained the frontier yet.	10	0 <sup>e</sup>
Extent of shareholder governance index (0–10)	No economy has attained the frontier yet.	10	0 <sup>e</sup>
<b>Paying taxes</b>			
Payments (number per year)	Hong Kong SAR, China; Saudi Arabia	3	63 <sup>b</sup>
Time (hours per year)	Singapore	49 <sup>a</sup>	696 <sup>b</sup>
Total tax rate (% of profit)	Singapore	26.1 <sup>b</sup>	84.0 <sup>b</sup>
<b>Trading across borders</b>			
Documents to export (number)	France; Ireland	2	11 <sup>a</sup>
Time to export (days)	Denmark; Estonia; Singapore	6	54 <sup>b</sup>
Cost to export (US\$ per container), deflated	Timor-Leste	410.0	5,000.0 <sup>b</sup>
Documents to import (number)	France; Ireland	2	15 <sup>a</sup>
Time to import (days)	Singapore	4	66 <sup>b</sup>
Cost to import (US\$ per container), deflated	Singapore	368.4	6,000.0 <sup>b</sup>

(continued)

**TABLE 15.1** What is the frontier in regulatory practice? (continued)

Topic and indicator	Who sets the frontier	Frontier	Worst performance
<b>Enforcing contracts</b>			
Procedures (number)	Singapore	21	53 <sup>a</sup>
Time (days)	Singapore	120	1,340 <sup>b</sup>
Cost (% of claim)	Bhutan	0.1	89.0 <sup>b</sup>
<b>Resolving insolvency</b>			
Recovery rate (cents on the dollar)	Japan	92.9	0.0 <sup>e</sup>
Strength of insolvency framework index (0–16)	No economy has attained the frontier yet.	16	0 <sup>e</sup>

a. Worst performance is defined as the 99th percentile among all economies in the *Doing Business* sample.

b. Worst performance is defined as the 95th percentile among all economies in the *Doing Business* sample.

c. One hundred and ten other economies also have a minimum capital requirement of 0.0.

d. In 11 other economies it also takes only 3 procedures to get an electricity connection.

e. Worst performance refers to the worst value recorded.

f. Twenty-two other economies also score 8 on the depth of credit information index.

g. Defined as the lowest time recorded among all economies in the *Doing Business* sample that levy the 3 major taxes: profit tax, labor taxes and mandatory contributions, and VAT or sales tax.

h. Defined as the highest total tax rate among the 15% of economies with the lowest total tax rate in the *Doing Business* sample.

Source: *Doing Business* database.

ease of doing business ranking calculations are based on 2 decimals.

The difference between an economy's distance to frontier score in any previous year and its score in 2014 illustrates the extent to which the economy has closed the gap to the regulatory frontier over time. And in any given year the score measures how far an economy is from the best performance at that time.

### Treatment of the total tax rate

This year, for the first time, the total tax rate component of the paying taxes indicator set enters the distance to frontier calculation in a different way than any other indicator. The distance to frontier score obtained for the total tax rate is transformed in a nonlinear fashion before it enters the distance to frontier score for paying taxes. As a result of the nonlinear transformation, an increase in the total tax rate has a smaller impact on the distance to frontier score for the total tax rate—and therefore on the distance to frontier score for paying taxes—for economies with a below-average total tax rate than it would

have in the calculation done in previous years (line B is smaller than line A in figure 15.2). And for economies with an extreme total tax rate (a rate that is very high relative to the average), an increase has a greater impact on both these distance to frontier scores than before (line D is bigger than line C in figure 15.2).

The nonlinear transformation is not based on any economic theory of an “optimal tax rate” that minimizes distortions or maximizes efficiency in an economy's overall tax system. Instead, it is mainly empirical in nature. The nonlinear transformation along with the threshold reduces the bias in the indicator toward economies that do not need to levy significant taxes on companies like the *Doing Business* standardized case study company because they raise public revenue in other ways—for example, through taxes on foreign companies, through taxes on sectors other than manufacturing or from natural resources (all of which are outside the scope of the methodology). In addition, it acknowledges the need of economies to collect taxes from firms.

**TABLE 15.2** Weights used in calculating the distance to frontier scores for economies with 2 cities covered

Economy	City	Weight (%)
Bangladesh	Dhaka	78
	Chittagong	22
Brazil	São Paulo	61
	Rio de Janeiro	39
China	Shanghai	55
	Beijing	45
India	Mumbai	47
	Delhi	53
Indonesia	Jakarta	78
	Surabaya	22
Japan	Tokyo	65
	Osaka	35
Mexico	Mexico City	83
	Monterrey	17
Nigeria	Lagos	77
	Kano	23
Pakistan	Karachi	65
	Lahore	35
Russian Federation	Moscow	70
	St. Petersburg	30
United States	New York	60
	Los Angeles	40

Source: United Nations, Department of Economic and Social Affairs, Population Division, *World Urbanization Prospects, 2014 Revision*, “File 12: Population of Urban Agglomerations with 300,000 Inhabitants or More in 2014, by Country, 1950–2030 (thousands);” <http://esa.un.org/unpd/wup/CD-ROM/Default.aspx>.

### Calculation of scores for economies with 2 cities covered

For each of the 11 economies for which a second city was added in this year's report, the distance to frontier score is calculated as the population-weighted average of the distance to frontier scores for the 2 cities covered (table 15.2). This is done for the aggregate score, the score for each topic and the scores for all the component indicators for each topic.

**Variability of economies' scores across topics**

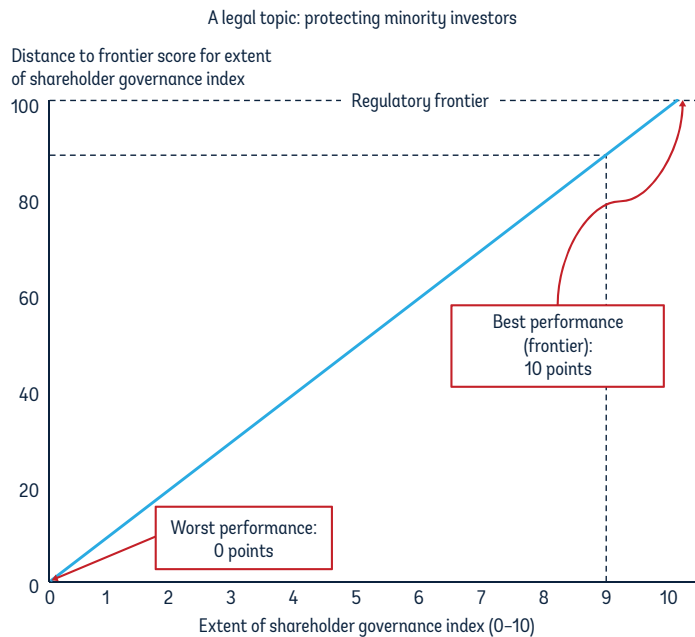
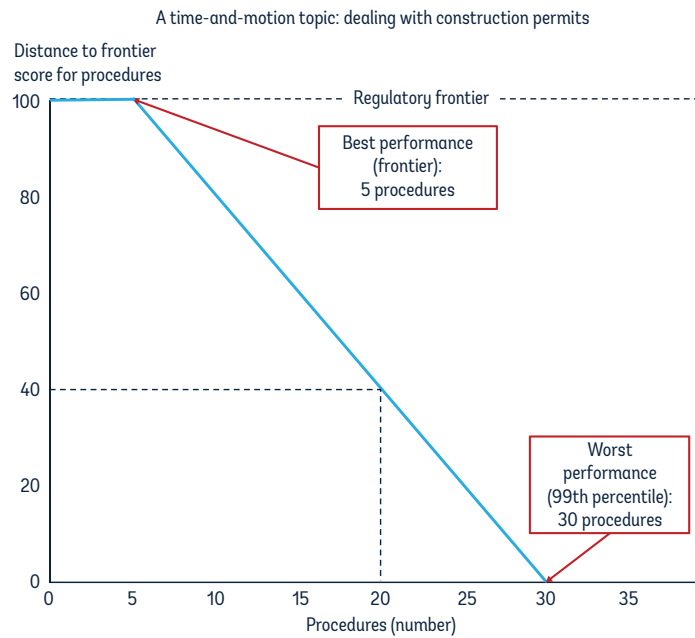
Each indicator set measures a different aspect of the business regulatory environment. The distance to frontier scores and associated rankings of an economy can vary, sometimes significantly, across indicator sets. The average correlation coefficient between the 10 indicator sets included in the aggregate distance to frontier score is 0.37, and the coefficients between 2 sets of indicators range from 0.19 (between getting electricity and registering property) to 0.60 (between protecting minority investors and resolving insolvency). These correlations suggest that economies rarely score universally well or universally badly on the indicators (table 15.3).

Consider the example of Portugal. Its aggregate distance to frontier score is 76.03. Its score is 96.27 for starting a business and 85.20 for trading across borders. But its score is only 59.17 for protecting minority investors and 45.00 for getting credit.

Figure 2.1 in the chapter "About *Doing Business*" illustrates the degree of variability for each economy's performance across the different areas of business regulation covered by *Doing Business*. The figure draws attention to economies with a particularly uneven performance by showing, for each economy, the distance between the average of its highest 3 distance to frontier scores and the average of its lowest 3 across the 10 topics included in this year's aggregate distance to frontier score. While a relatively small distance between these 2 averages suggests a broadly consistent approach across the areas of business regulation measured by *Doing Business*, a relatively large distance suggests a more uneven approach, with greater room for improvement in some areas than in others.

Variation in performance across the indicator sets is not at all unusual. It

**FIGURE 15.1** How are distance to frontier scores calculated for indicators? Two examples



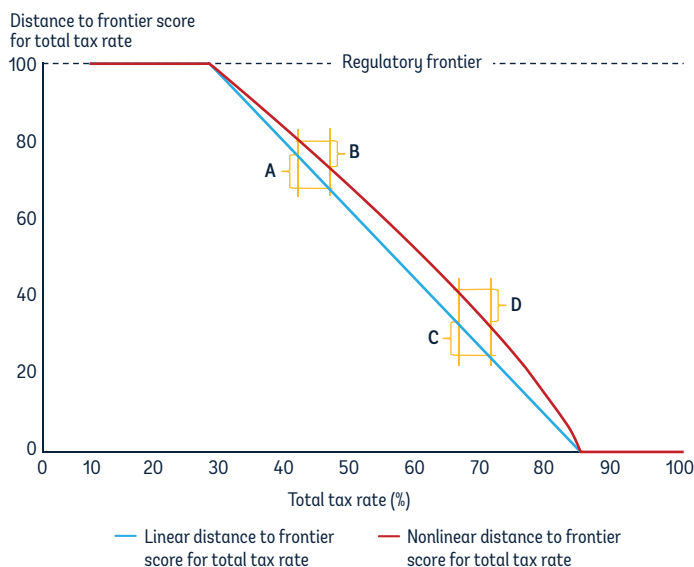
Source: *Doing Business* database.

reflects differences in the degree of priority that government authorities give to particular areas of business regulation reform and in the ability of different government agencies to deliver tangible results in their area of responsibility.

**Economies that improved the most across 3 or more *Doing Business* topics in 2013/14**

*Doing Business 2015* uses a simple method to calculate which economies improved the ease of doing business the most. First, it selects the economies



**FIGURE 15.2** How the nonlinear transformation affects the distance to frontier score for the total tax rate

Note: The nonlinear distance to frontier score for the total tax rate is equal to the distance to frontier score for the total tax rate to the power of 0.8.

Source: *Doing Business* database.

that in 2013/14 implemented regulatory reforms making it easier to do business in 3 or more of the 10 topics included in this year's aggregate distance to frontier score.<sup>3</sup> Twenty-one economies meet this criterion: Azerbaijan; Benin; the Democratic Republic of Congo; Côte d'Ivoire; the Czech Republic;

Greece; India; Ireland; Kazakhstan; Lithuania; the former Yugoslav Republic of Macedonia; Poland; Senegal; the Seychelles; Spain; Switzerland; Taiwan, China; Tajikistan; Togo; Trinidad and Tobago; and the United Arab Emirates. Second, *Doing Business* sorts these economies on the increase in their

distance to frontier score from the previous year using comparable data.

Selecting the economies that implemented regulatory reforms in at least 3 topics and had the biggest improvements in their distance to frontier scores is intended to highlight economies with ongoing, broad-based reform programs. The improvement in the distance to frontier score is used to identify the top improvers because this allows a focus on the absolute improvement—in contrast with the relative improvement shown by a change in rankings—that economies have made in their regulatory environment for business.

## EASE OF DOING BUSINESS RANKING

The ease of doing business ranking ranges from 1 to 189. The ranking of economies is determined by sorting the aggregate distance to frontier scores, rounded to 2 decimals.

**TABLE 15.3** Correlations between economy distance to frontier scores for *Doing Business* topics

	Dealing with construction permits	Getting electricity	Registering property	Getting credit	Protecting minority investors	Paying taxes	Trading across borders	Enforcing contracts	Resolving insolvency
Starting a business	0.29	0.28	0.35	0.44	0.48	0.51	0.43	0.43	0.48
Dealing with construction permits		0.33	0.31	0.21	0.23	0.35	0.34	0.27	0.22
Getting electricity			0.19	0.23	0.20	0.41	0.53	0.29	0.31
Registering property				0.42	0.45	0.37	0.20	0.49	0.40
Getting credit					0.51	0.27	0.32	0.38	0.56
Protecting minority investors						0.37	0.35	0.37	0.60
Paying taxes							0.42	0.33	0.35
Trading across borders								0.28	0.49
Enforcing contracts									0.48

Source: *Doing Business* database.

---

## NOTES

1. See Djankov, Manraj and others (2005). Principal components and unobserved components methods yield a ranking nearly identical to that from the simple average method because both these methods assign roughly equal weights to the topics, since the pairwise correlations among indicators do not differ much. An alternative to the simple average method is to give different weights to the topics, depending on which are considered of more or less importance in the context of a specific economy.
2. For getting credit, indicators are weighted proportionally, according to their contribution to the total score, with a weight of 60% assigned to the strength of legal rights index and 40% to the depth of credit information index. Indicators for all other topics are assigned equal weights.
3. Changes making it more difficult to do business are subtracted from the total number of those making it easier to do business.



# Summaries of *Doing Business* reforms in 2013/14

*Doing Business* reforms affecting all sets of indicators included in this year's report, implemented from June 2013 to June 2014.

- ✓ Reform making it easier to do business
- ✗ Change making it more difficult to do business

## Afghanistan

### ✗ Starting a business

Afghanistan made starting a business more difficult by increasing the publication fees and prolonging the time required for registration.

## Albania

### ✓ Starting a business

Albania made starting a business easier by lowering registration fees.

### ✓ Dealing with construction permits

Albania made dealing with construction permits easier by resuming the issuance of construction permits and by consolidating the land permit and construction permit into a single construction development permit.

### ✓ Registering property

Albania made transferring property easier by establishing effective time limits and computerizing the records on immovable property.

### ✗ Getting credit

Albania weakened its secured transactions system through an amendment to the Securing Charges Law that does not allow intangible assets to be secured with a nonpossessory pledge.

### ✗ Paying taxes

Albania made paying taxes more costly for companies by increasing the corporate income tax rate.

## Algeria

### ✓ Trading across borders

Algeria made trading across borders easier by upgrading infrastructure at the port of Algiers.

## Argentina

### ✗ Dealing with construction permits

Argentina made dealing with construction permits more costly by increasing several fees.

## Armenia

### ✓ Starting a business

Armenia made starting a business easier by streamlining postregistration procedures.

## Austria

### ✓ Starting a business

Austria made starting a business easier by reducing the minimum capital requirement, which in turn reduced the paid-in minimum capital

requirement, and by lowering notary fees.

### Azerbaijan

#### ✓ Starting a business

Azerbaijan made starting a business easier by reducing the time to obtain an electronic signature for online tax registration.

#### ✓ Registering property

Azerbaijan made transferring property easier by introducing an online procedure for obtaining the non-encumbrance certificate.

#### ✓ Paying taxes

Azerbaijan made paying taxes easier for companies by introducing an electronic system for filing and paying social insurance contributions.

### Bahamas, The

#### ✗ Dealing with construction permits

The Bahamas made dealing with construction permits more costly by increasing the building permit fees.

#### ✓ Enforcing contracts

The Bahamas made enforcing contracts easier by introducing new rules of civil procedure focused on streamlining and simplifying court proceedings and ensuring less costly resolution of disputes.

### Bahrain

#### ✓ Registering property

Bahrain made registering property easier by reducing the registration fee.

#### ✓ Getting credit

Bahrain improved access to credit information by approving the credit bureau's collection of data on firms.

### Bangladesh

#### ✓ Trading across borders

Bangladesh made trading across borders easier by introducing a fully automated, computerized customs data management system,

ASYCUDA (Automated System for Customs Data) World. This reform applies to both Chittagong and Dhaka.

### Belarus

#### ✓ Paying taxes

Belarus made paying taxes easier for companies by introducing an electronic system for filing and paying contributions for the obligatory insurance for work accidents—and by simplifying the filing requirements for corporate income tax and value added tax (VAT). On the other hand, it increased the ecological tax rate and made bad debt provisions nondeductible for purposes of the corporate income tax.

### Belgium

#### ✗ Resolving insolvency

Belgium made resolving insolvency more difficult by establishing additional requirements for commencing reorganization proceedings, including the submission of documents verified by external parties.

#### Labor market regulation

Belgium increased the notice period for redundancy dismissals.

### Benin

#### ✓ Starting a business

Benin made starting a business easier by reducing the minimum capital requirement and the fees to be paid at the one-stop shop.

#### ✓ Protecting minority investors

Benin strengthened minority investor protections by introducing greater requirements for disclosure of related-party transactions to the board of directors and by making it possible for shareholders to inspect the documents pertaining to related-party transactions and to appoint auditors to conduct an inspection of such transactions.

#### ✓ Trading across borders

Benin made trading across borders easier by reducing the number of documents needed for imports.

#### ✓ Enforcing contracts

Benin made enforcing contracts easier by creating a commercial section within its court of first instance.

### Bolivia

#### ✗ Trading across borders

Bolivia made trading across borders more difficult by increasing customs clearance time.

### Brunei Darussalam

#### ✓ Dealing with construction permits

Brunei Darussalam made dealing with construction permits easier by consolidating final inspections.

#### ✓ Paying taxes

Brunei Darussalam made paying taxes easier for companies by allowing joint filing and payment of supplemental contributory pension and employee provident fund contributions and by introducing an online system for paying these 2 contributions.

### Bulgaria

#### ✓ Starting a business

Bulgaria made starting a business easier by lowering registration fees.

### Burkina Faso

#### ✓ Protecting minority investors

Burkina Faso strengthened minority investor protections by introducing greater requirements for disclosure of related-party transactions to the board of directors and by making it possible for shareholders to inspect the documents pertaining to related-party transactions and to appoint auditors to conduct an inspection of such transactions.

### Cabo Verde

#### ✓ Getting credit

Cabo Verde improved its credit information system by adopting a new law providing for the establishment of credit bureaus.

#### Labor market regulation

Cabo Verde introduced a minimum wage.

### Cameroon

#### ✓ Getting credit

Cameroon improved its credit information system by passing regulations that provide for the establishment and operation of a credit registry database.

#### ✓ Protecting minority investors

Cameroon strengthened minority investor protections by introducing greater requirements for disclosure of related-party transactions to the board of directors and by making it possible for shareholders to inspect the documents pertaining to related-party transactions and to appoint auditors to conduct an inspection of such transactions.

### Central African Republic

#### ✓ Protecting minority investors

The Central African Republic strengthened minority investor protections by introducing greater requirements for disclosure of related-party transactions to the board of directors and by making it possible for shareholders to inspect the documents pertaining to related-party transactions and to appoint auditors to conduct an inspection of such transactions.

#### x Trading across borders

The Central African Republic made trading across borders more difficult by increasing border checks and security controls at the border post with Cameroon.

### Chad

#### ✓ Protecting minority investors

Chad strengthened minority investor protections by introducing greater requirements for disclosure of related-party transactions to the board of directors and by making it possible for shareholders to inspect the documents pertaining to related-party transactions and to appoint auditors to conduct an inspection of such transactions.

### China

#### ✓ Starting a business

China made starting a business easier by eliminating both the minimum capital requirement and the requirement to obtain a capital verification report from an auditing firm. This reform applies to both Beijing and Shanghai.

#### ✓ Paying taxes

China made paying taxes easier for companies by enhancing the electronic system for filing and paying taxes and adopting new communication channels within its taxpayer service, changes applying to both Beijing and Shanghai. In addition, China made paying taxes less costly for companies in Shanghai by reducing the social security contribution rate.

### Colombia

#### ✓ Registering property

Colombia made transferring property easier by eliminating the need for a provisional registration.

#### ✓ Getting credit

Colombia improved access to credit by adopting a new secured transactions law that establishes a functional approach to secured transactions and a centralized, notice-based collateral registry. The law broadens the range of assets that can be used as collateral, allows a general

description of assets granted as collateral, establishes clear priority rules inside bankruptcy for secured creditors, sets out grounds for relief from a stay of enforcement actions by secured creditors during reorganization procedures and allows out-of-court enforcement of collateral.

#### x Paying taxes

Colombia made paying taxes more complicated for companies by introducing a new profit tax (CREE), though it also reduced the corporate income tax rate and payroll taxes.

### Comoros

#### ✓ Protecting minority investors

The Comoros strengthened minority investor protections by introducing greater requirements for disclosure of related-party transactions to the board of directors and by making it possible for shareholders to inspect the documents pertaining to related-party transactions and to appoint auditors to conduct an inspection of such transactions.

### Congo, Dem. Rep.

#### ✓ Starting a business

The Democratic Republic of Congo made starting a business easier by creating a one-stop shop.

#### x Dealing with construction permits

The Democratic Republic of Congo made dealing with construction permits more costly by increasing the building permit fee.

#### ✓ Getting electricity

In the Democratic Republic of Congo the utility in Kinshasa made getting electricity easier by reducing the number of approvals required for new connections and reducing the burden of the security deposit.

#### ✓ Getting credit

The Democratic Republic of Congo improved access to credit information by establishing a credit registry.

#### ✓ **Protecting minority investors**

The Democratic Republic of Congo strengthened minority investor protections by introducing greater requirements for disclosure of related-party transactions to the board of directors and by making it possible for shareholders to inspect the documents pertaining to related-party transactions and to appoint auditors to conduct an inspection of such transactions.

#### ✓ **Paying taxes**

The Democratic Republic of Congo made paying taxes easier for companies by simplifying corporate income tax returns and abolishing the minimum tax payable depending on a company's size. On the other hand, it increased the rate for the minimum lump-sum tax applied to annual revenue.

### **Congo, Rep.**

#### ✓ **Protecting minority investors**

The Republic of Congo strengthened minority investor protections by introducing greater requirements for disclosure of related-party transactions to the board of directors and by making it possible for shareholders to inspect the documents pertaining to related-party transactions and to appoint auditors to conduct an inspection of such transactions.

#### ✓ **Paying taxes**

The Republic of Congo made paying taxes easier for companies by reducing the corporate income tax rate and by abolishing the tax on the rental value of business premises and the tax on company-owned cars.

### **Costa Rica**

#### ✓ **Getting electricity**

Costa Rica reduced the time required for getting electricity by improving the coordination between different departments at the utility.

#### ✓ **Paying taxes**

Costa Rica made paying taxes easier for companies by implementing an electronic system for filing corporate income tax and VAT.

### **Côte d'Ivoire**

#### ✓ **Starting a business**

Côte d'Ivoire made starting a business easier by reducing the minimum capital requirement, lowering registration fees and enabling the one-stop shop to publish notices of incorporation.

#### ✓ **Registering property**

Côte d'Ivoire made transferring property easier by digitizing its land registry system and lowering the property registration tax.

#### ✓ **Getting credit**

Côte d'Ivoire improved its credit information system by introducing regulations that govern the licensing and operation of credit bureaus.

#### ✓ **Protecting minority investors**

Côte d'Ivoire strengthened minority investor protections by introducing greater requirements for disclosure of related-party transactions to the board of directors and by making it possible for shareholders to inspect the documents pertaining to related-party transactions and to appoint auditors to conduct an inspection of such transactions.

#### ✓ **Trading across borders**

Côte d'Ivoire made trading across borders easier by simplifying the processes for producing the inspection report and by reducing port and terminal handling charges at the port of Abidjan.

### **Croatia**

#### ✓ **Starting a business**

Croatia made starting a business easier by reducing notary fees.

#### ✓ **Dealing with construction permits**

Croatia made dealing with construction permits easier by reducing the requirements and fees for building permits and carrying out the final building inspection more promptly.

#### x **Paying taxes**

Croatia made paying taxes more complicated for companies by raising the health insurance contribution rate, increasing the Croatian Chamber of Commerce fees and introducing more detailed filing requirements for VAT. On the other hand, it abolished the contribution to the Croatian Chamber of Commerce.

#### ✓ **Trading across borders**

Croatia made trading across borders easier by implementing a new electronic customs system.

#### **Labor market regulation**

Croatia lifted the 3-year limit on the duration of first-time fixed-term contracts.

### **Cyprus**

#### ✓ **Getting credit**

Cyprus improved its credit information system by adopting a central bank directive eliminating the minimum threshold for loans to be included in credit bureaus' databases.

#### ✓ **Paying taxes**

Cyprus made paying taxes easier for companies by reducing the number of provisional tax installments for corporate income tax.

### **Czech Republic**

#### ✓ **Starting a business**

The Czech Republic made starting a business easier by substantially reducing the minimum capital requirement and the paid-in minimum capital requirement.

#### ✓ **Getting credit**

The Czech Republic improved access to credit by adopting a new legal regime on secured transactions that

allows the registration of receivables at the collateral registry and permits out-of-court enforcement of collateral.

#### ✓ **Enforcing contracts**

The Czech Republic made enforcing contracts easier by amending its civil procedure code and modifying the monetary jurisdictions of its courts.

### **Denmark**

#### ✓ **Starting a business**

Denmark made starting a business easier by reducing the paid-in minimum capital requirement.

### **Djibouti**

#### ✓ **Dealing with construction permits**

Djibouti made dealing with construction permits less time-consuming by streamlining the review process for building permits.

### **Dominican Republic**

#### ✗ **Dealing with construction permits**

The Dominican Republic made dealing with construction permits more costly by increasing the building permit fees.

#### ✓ **Getting credit**

The Dominican Republic improved its credit information system by enacting a new law regulating the protection of personal data and the operation of credit reporting institutions.

#### ✓ **Protecting minority investors**

The Dominican Republic strengthened minority investor protections by introducing greater shareholder rights and requirements for greater corporate transparency.

#### ✓ **Trading across borders**

The Dominican Republic made trading across borders easier by reducing the number of documents required for exports and imports.

### **Ecuador**

#### ✓ **Protecting minority investors**

Ecuador strengthened minority investor protections by introducing greater requirements for disclosure of related-party transactions as well as a requirement that a potential acquirer make a tender offer to all shareholders upon acquiring voting shares.

#### ✓ **Trading across borders**

Ecuador made trading across borders easier by upgrading to a new electronic data interchange system called ECUAPASS.

### **Egypt, Arab Rep.**

#### ✓ **Protecting minority investors**

The Arab Republic of Egypt strengthened minority investor protections by introducing additional requirements for approval of related-party transactions and greater requirements for disclosure of such transactions to the stock exchange.

### **Equatorial Guinea**

#### ✓ **Protecting minority investors**

Equatorial Guinea strengthened minority investor protections by introducing greater requirements for disclosure of related-party transactions to the board of directors and by making it possible for shareholders to inspect the documents pertaining to related-party transactions and to appoint auditors to conduct an inspection of such transactions.

### **Finland**

#### **Labor market regulation**

Finland eliminated the requirement to notify a third party before dismissing a redundant employee or group of redundant employees.

### **France**

#### ✓ **Starting a business**

France made starting a business easier by reducing the time it takes

to register a company at the one-stop shop (Centre de Formalités des Entreprises).

#### **Labor market regulation**

France substantially amended its labor market regulations, including the provisions dealing with large-scale collective redundancy processes.

### **Gabon**

#### ✗ **Registering property**

Gabon made transferring property more costly by increasing the property registration tax rate.

#### ✓ **Protecting minority investors**

Gabon strengthened minority investor protections by introducing greater requirements for disclosure of related-party transactions to the board of directors and by making it possible for shareholders to inspect the documents pertaining to related-party transactions and to appoint auditors to conduct an inspection of such transactions.

#### ✓ **Paying taxes**

Gabon made paying taxes easier for companies by introducing an electronic system for filing and paying VAT.

### **Gambia, The**

#### ✓ **Starting a business**

The Gambia made starting a business easier by eliminating the requirement to pay stamp duty.

#### ✓ **Protecting minority investors**

The Gambia strengthened minority investor protections by clarifying the duties of directors and providing new venues and remedies for minority shareholders seeking redress for oppressive conduct.

### **Georgia**

#### **Labor market regulation**

Georgia reduced the maximum duration of fixed-term contracts

and introduced a notice period for redundancy dismissals.

### Germany

#### ✗ Starting a business

Germany made starting a business more difficult by increasing notary fees.

#### ✗ Registering property

Germany made transferring property more costly by increasing the property transfer tax rate.

### Ghana

#### ✓ Dealing with construction permits

Ghana made dealing with construction permits less time-consuming by streamlining the process to obtain a building permit.

#### ✓ Trading across borders

Ghana made trading across borders easier by upgrading infrastructure at the port of Tema.

### Greece

#### ✓ Starting a business

Greece made starting a business easier by lowering registration costs.

#### ✓ Registering property

Greece made transferring property easier by reducing the property transfer tax rate and eliminating the requirement for a municipal tax clearance certificate.

#### ✓ Enforcing contracts

Greece made enforcing contracts easier by introducing an electronic filing system for court users.

### Guatemala

#### ✓ Starting a business

Guatemala made starting a business easier by eliminating certain registration fees and reducing the time to publish a notice of incorporation.

#### ✓ Paying taxes

Guatemala made paying taxes easier and less costly for companies by

enhancing the electronic system for filing and paying corporate income tax and VAT and by reducing the capital gains and corporate income tax rates. On the other hand, it also made paying taxes more complicated by introducing a new form for capital gains tax.

### Guinea

#### ✓ Registering property

Guinea made registering property easier by reorganizing the records at the land registry and reducing the notary fees.

#### ✓ Protecting minority investors

Guinea strengthened minority investor protections by introducing greater requirements for disclosure of related-party transactions to the board of directors and by making it possible for shareholders to inspect the documents pertaining to related-party transactions and to appoint auditors to conduct an inspection of such transactions.

### Guinea-Bissau

#### ✓ Protecting minority investors

Guinea-Bissau strengthened minority investor protections by introducing greater requirements for disclosure of related-party transactions to the board of directors and by making it possible for shareholders to inspect the documents pertaining to related-party transactions and to appoint auditors to conduct an inspection of such transactions.

### Honduras

#### ✗ Dealing with construction permits

Honduras made dealing with construction permits more costly by increasing the building permit fees.

### Hong Kong SAR, China

#### ✗ Starting a business

Hong Kong SAR, China, made starting a business more difficult by increasing the registration fee.

#### ✓ Protecting minority investors

Hong Kong SAR, China, strengthened minority investor protections by introducing requirements for directors to provide more detailed disclosure of conflicts of interest to the other board members.

### Hungary

#### ✗ Starting a business

Hungary made starting a business more difficult by increasing the paid-in minimum capital requirement.

#### ✓ Getting credit

Hungary improved access to credit by adopting a new legal regime on secured transactions that implements a functional approach to secured transactions, extends security interests to the products and proceeds of the original asset and establishes a modern, notice-based collateral registry.

#### ✓ Paying taxes

Hungary made paying taxes easier and less costly for companies by abolishing the special tax that had been temporarily introduced in 2010 and by reducing the vehicle tax rate.

### Iceland

#### ✓ Starting a business

Iceland made starting a business easier by offering faster online procedures.

#### ✗ Registering property

Iceland made transferring property more costly by increasing the stamp duty rate.

### India

#### ✓ Starting a business

India made starting a business easier by considerably reducing the



registration fees, but also made it more difficult by introducing a requirement to file a declaration before the commencement of business operations. These changes apply to both Delhi and Mumbai.

#### ✓ Getting electricity

In India the utility in Mumbai made getting electricity less costly by reducing the security deposit for a new connection.

#### ✓ Protecting minority investors

India strengthened minority investor protections by requiring greater disclosure of conflicts of interest by board members, increasing the remedies available in case of prejudicial related-party transactions and introducing additional safeguards for shareholders of privately held companies. This reform applies to both Delhi and Mumbai.

### Indonesia

#### ✓ Starting a business

Indonesia made starting a business easier by allowing the Ministry of Law and Human Rights to electronically issue the approval letter for the deed of establishment. This reform applies to both Jakarta and Surabaya.

#### ✓ Getting electricity

In Indonesia the electricity company in Jakarta made getting electricity easier by eliminating the need for electrical contractors to obtain multiple certificates guaranteeing the safety of internal installations—though it also increased the cost by introducing a security deposit for new connections.

#### ✓ Paying taxes

Indonesia made paying taxes less costly for companies by reducing employers' health insurance contribution rate. This reform applies to both Jakarta and Surabaya.

#### ✗ Trading across borders

In Indonesia trading across borders became more difficult because of insufficient infrastructure at the Tanjung Priok Port Jakarta. This change applies to both Jakarta and Surabaya.

### Iran, Islamic Rep.

#### ✓ Starting a business

The Islamic Republic of Iran made starting a business easier by streamlining the name reservation and company registration procedures.

#### ✓ Getting electricity

The Islamic Republic of Iran made getting electricity easier by eliminating the need for customers to obtain an excavation permit for electricity connection works.

### Ireland

#### ✓ Registering property

Ireland made transferring property easier by enhancing its computerized system at the land registry and implementing an online system for the registration of title.

#### ✓ Getting credit

Ireland improved its credit information system by passing a new act that provides for the establishment and operation of a credit registry.

#### ✓ Enforcing contracts

Ireland made enforcing contracts easier by modifying the monetary jurisdictions of its courts.

### Israel

#### ✗ Paying taxes

Israel made paying taxes more costly for companies by increasing the profit tax rate.

### Italy

#### ✓ Starting a business

Italy made starting a business easier by reducing both the minimum capital requirement and the paid-in

minimum capital requirement and by streamlining registration procedures.

#### Labor market regulation

Italy relaxed the conditions for using fixed-term contracts but reduced their maximum duration to 36 months.

### Jamaica

#### ✓ Starting a business

Jamaica made starting a business easier by consolidating forms, but also made it more time-consuming as a result of delays in the implementation of the electronic interface with different agencies.

#### ✓ Getting electricity

Jamaica made getting electricity less expensive by reducing the cost of external connection works.

#### ✓ Getting credit

Jamaica improved access to credit by establishing credit bureaus and by adopting a new secured transactions law that implements a functional approach to secured transactions, broadens the range of assets that can be used as collateral, allows a general description of assets granted as collateral and establishes a modern, notice-based collateral registry.

#### ✗ Paying taxes

Jamaica made paying taxes more costly for companies by introducing a new minimum business tax.

### Jordan

#### ✓ Trading across borders

Jordan made trading across borders easier by improving infrastructure at the port of Aqaba.

### Kazakhstan

#### ✓ Registering property

Kazakhstan made registering property easier by introducing effective time limits and an expedited procedure.

**x Paying taxes**

Kazakhstan made paying taxes more complicated for companies by introducing a mandatory contribution to the National Chamber of Entrepreneurs and by increasing the vehicle and environmental taxes.

**✓ Trading across borders**

Kazakhstan made trading across borders easier by opening a new border station and railway link that helped reduce congestion at the border with China.

**✓ Enforcing contracts**

Kazakhstan made enforcing contracts easier by introducing an electronic filing system for court users.

**✓ Resolving insolvency**

Kazakhstan made resolving insolvency easier by clarifying and simplifying provisions on liquidation and reorganization, introducing the concept of creditors' meetings, expanding the rights of creditors during insolvency proceedings, authorizing payment in kind to secured creditors and clarifying the process for submitting creditors' claims.

**Kenya****x Dealing with construction permits**

Kenya made dealing with construction permits more costly by increasing the building permit fees.

**✓ Getting credit**

Kenya improved its credit information system by passing legislation that allows the sharing of both positive and negative credit information and establishes guidelines for the treatment of historical data.

**x Paying taxes**

Kenya made paying taxes more costly for companies by increasing employers' social security contribution rate.

**Kiribati****x Paying taxes**

Kiribati made paying taxes more complicated for companies by introducing VAT.

**Korea, Rep.****✓ Registering property**

The Republic of Korea made transferring property easier by reducing the time needed to buy housing bonds and to register the property transfer.

**✓ Protecting minority investors**

Korea strengthened minority investor protections by increasing the level of transparency expected from companies on managerial compensation.

**Kosovo****✓ Dealing with construction permits**

Kosovo made dealing with construction permits easier by establishing a new phased inspection scheme and substantially reducing the building permit fee.

**x Registering property**

Kosovo made transferring property more difficult by increasing the fee for the registration of property transactions.

**✓ Enforcing contracts**

Kosovo made enforcing contracts easier by introducing a private bailiff system.

**Kuwait****x Starting a business**

Kuwait made starting a business more difficult by increasing the commercial license fee.

**Lao PDR****✓ Getting credit**

The Lao People's Democratic Republic improved access to credit by

implementing a modern, unified, notice-based collateral registry.

**✓ Protecting minority investors**

Lao PDR strengthened minority investor protections by introducing requirements for directors to disclose in detail their conflicts of interest to the other board members and for companies to promptly disclose related-party transactions to the Securities Commission and to include the information in their annual reports.

**Latvia****x Starting a business**

Latvia made starting a business more difficult by increasing registration fees, bank fees and notary fees.

**✓ Paying taxes**

Latvia made paying taxes easier for companies by simplifying the VAT return, enhancing the electronic system for filing corporate income tax returns and reducing employers' social security contribution rate.

**Lithuania****✓ Starting a business**

Lithuania made starting a business easier by eliminating the need to have a company seal and speeding up the VAT registration at the State Tax Inspectorate.

**✓ Dealing with construction permits**

Lithuania made dealing with construction permits easier by reducing the time required for processing building permit applications.

**✓ Enforcing contracts**

Lithuania made enforcing contracts easier by introducing an electronic filing system for court users.

**Macedonia, FYR****✓ Starting a business**

The former Yugoslav Republic of Macedonia made starting a business

easier by making online registration free of charge.

✓ **Protecting minority investors**

FYR Macedonia strengthened minority investor protections by requiring prior review of related-party transactions by an external auditor.

✓ **Resolving insolvency**

FYR Macedonia made resolving insolvency easier by establishing a framework for electronic auctions of debtors' assets, streamlining and tightening the time frames for insolvency proceedings and the appeals process and establishing a framework for out-of-court restructurings.

### Madagascar

✓ **Dealing with construction permits**

Madagascar made dealing with construction permits easier by reducing the time needed to obtain a building permit.

### Malawi

✓ **Starting a business**

Malawi made starting a business easier by streamlining company name search and registration and by eliminating the requirement for inspection of company premises before issuance of a business license.

✓ **Getting electricity**

Malawi reduced the time required to get electricity by engaging sub-contractors to carry out external connection works.

### Mali

✓ **Dealing with construction permits**

Mali made dealing with construction permits easier by reducing the time needed to obtain a geotechnical study.

✓ **Protecting minority investors**

Mali strengthened minority investor protections by introducing greater requirements for disclosure of related-party transactions to the

board of directors and by making it possible for shareholders to inspect the documents pertaining to related-party transactions and to appoint auditors to conduct an inspection of such transactions.

### Malta

✓ **Starting a business**

Malta made starting a business easier by creating an electronic link between the Registrar of Companies and the Inland Revenue Department to facilitate issuance of a tax identification number.

### Mauritania

✓ **Starting a business**

Mauritania made starting a business easier by creating a one-stop shop and eliminating the publication requirement and the fee to obtain a tax identification number.

✓ **Getting credit**

Mauritania improved its credit information system by lowering the minimum threshold for loans to be included in the registry's database.

### Mauritius

✓ **Starting a business**

Mauritius made starting a business easier by reducing trade license fees.

✓ **Enforcing contracts**

Mauritius made enforcing contracts easier by introducing an electronic filing system for court users.

#### Labor market regulation

Mauritius reduced the maximum duration of fixed-term contracts.

### Mexico

✓ **Getting credit**

Mexico improved access to credit by amending its insolvency proceedings law and establishing clear grounds for relief from a stay of enforcement actions by secured creditors during reorganization procedures. This

reform applies to both Mexico City and Monterrey.

✓ **Resolving insolvency**

Mexico made resolving insolvency easier by clarifying several rules, shortening the time extensions allowed during reorganization, facilitating the electronic submission of documents and improving the legal rights of creditors and other parties involved in bankruptcy procedures. This reform applies to both Mexico City and Monterrey.

### Moldova

✓ **Starting a business**

Moldova made starting a business easier by abolishing the minimum capital requirement.

✓ **Paying taxes**

Moldova made paying taxes easier for companies by introducing an electronic system for filing and paying social security contributions. On the other hand, it increased the minimum salary used for calculating the environmental tax liability. Furthermore, Moldova increased the employers' health insurance contribution rate and introduced new filing requirements for VAT.

### Mongolia

✓ **Protecting minority investors**

Mongolia strengthened minority investor protections by introducing a requirement for public joint stock companies to publicly disclose related-party transactions within 2 business days.

✓ **Paying taxes**

Mongolia made paying taxes easier for companies by introducing an electronic system for filing corporate income tax, VAT and social security contributions.

### Montenegro

- ✓ **Dealing with construction permits**  
Montenegro made dealing with construction permits substantially less costly by reducing the fee for the provision of utilities on construction land and eliminating the fee for obtaining urban development and technical requirements from the municipality.

### Morocco

- ✓ **Trading across borders**  
Morocco made trading across borders easier by reducing the number of export documents required.

### Mozambique

- ✓ **Registering property**  
Mozambique made registering property easier by streamlining procedures at the land registry and municipality.
- ✓ **Resolving insolvency**  
Mozambique made resolving insolvency easier by introducing a court-supervised reorganization procedure and a mechanism for prepackaged reorganizations, by clarifying rules on the appointment and qualifications of insolvency administrators and by strengthening creditors' rights.

### Myanmar

- ✓ **Trading across borders**  
Myanmar made trading across borders easier by reducing the number of documents required for exports and imports.

### Namibia

- ✗ **Paying taxes**  
Namibia made paying taxes more complicated for companies by introducing a new vocational education and training levy.

### Nepal

- ✓ **Dealing with construction permits**  
Nepal made dealing with construction permits easier by implementing a new electronic building permit system.

### New Zealand

- ✓ **Getting credit**  
New Zealand improved access to credit information by beginning to distribute both positive and negative credit information.

### Nicaragua

- ✓ **Starting a business**  
Nicaragua made starting a business easier by combining multiple registration procedures.
- ✓ **Getting credit**  
Nicaragua improved access to credit information by starting to provide credit scores to banks and financial institutions.

### Niger

- ✓ **Protecting minority investors**  
Niger strengthened minority investor protections by introducing greater requirements for disclosure of related-party transactions to the board of directors and by making it possible for shareholders to inspect the documents pertaining to related-party transactions and to appoint auditors to conduct an inspection of such transactions.

### Norway

- ✓ **Starting a business**  
Norway made starting a business easier by eliminating the requirement for limited liability companies to have their balance sheet examined by an external auditor if the capital is paid in cash.

### Pakistan

- ✓ **Trading across borders**  
Pakistan made trading across borders easier by introducing a fully automated, computerized system (the Web-Based One Customs system) for the submission and processing of export and import documents. This reform applies to both Lahore and Karachi.

### Palau

- ✓ **Trading across borders**  
Palau made trading across borders easier by improving the system for calculating customs duties and thereby reducing customs clearance time.

### Panama

- ✓ **Getting credit**  
Panama improved access to credit through a new law broadening the range of assets that can be used as collateral, allowing a general description of assets granted as collateral and allowing out-of-court enforcement of collateral.

### Philippines

- ✗ **Trading across borders**  
In the Philippines trading across borders became more difficult because of a new city ordinance restricting truck traffic in Manila.

### Poland

- ✓ **Getting electricity**  
Poland made getting electricity less costly by revising the fee structure for new connections.
- ✓ **Registering property**  
Poland made transferring property easier by introducing online procedures and reducing notary fees.
- ✓ **Trading across borders**  
Poland made trading across borders easier by implementing a new terminal operating system at the port of Gdansk.

## Portugal

### ✓ Paying taxes

Portugal made paying taxes less costly for companies by reducing the corporate income tax rate and introducing a reduced corporate tax rate for a portion of the taxable profits of qualifying small and medium-size enterprises.

### ✓ Enforcing contracts

Portugal made enforcing contracts easier by adopting a new code of civil procedure designed to reduce case backlogs, streamline court procedures, enhance the role of judges and speed up the resolution of standard civil and commercial disputes.

### Labor market regulation

Portugal reduced the amount of severance pay per year of service and increased the maximum cumulative duration of fixed-term contracts.

## Puerto Rico (U.S.)

### ✓ Dealing with construction permits

Puerto Rico (territory of the United States) made dealing with construction permits easier by introducing the option of hiring authorized private professionals to carry out the fire safety recommendations and issue the fire safety and environmental health certificates.

## Romania

### ✓ Paying taxes

Romania made paying taxes easier for companies, with the majority now using the electronic system for filing and paying taxes.

## Russian Federation

### ✓ Starting a business

The Russian Federation made starting a business easier by eliminating the requirement to deposit the charter capital before company registration as well as the requirement to notify tax authorities of the opening of a

bank account. This reform applies to both Moscow and St. Petersburg.

### ✓ Registering property

Russia made transferring property easier by eliminating the requirement for notarization and introducing tighter time limits for completing the property registration. This reform applies to both Moscow and St. Petersburg.

## Rwanda

### ✗ Starting a business

Rwanda made starting a business more difficult by requiring companies to buy an electronic billing machine from a certified supplier, but also made it easier by launching free mandatory online registration.

### ✓ Dealing with construction permits

Rwanda made dealing with construction permits easier by eliminating the fee for obtaining a freehold title and by streamlining the process for obtaining an occupancy permit.

### ✓ Getting electricity

In Rwanda the electricity company made getting electricity less costly by eliminating several fees.

### ✓ Getting credit

Rwanda improved access to credit by establishing clear priority rules outside bankruptcy for secured creditors and establishing clear grounds for relief from a stay of enforcement actions by secured creditors during reorganization procedures.

## Samoa

### ✗ Dealing with construction permits

Samoa made dealing with construction permits more costly by increasing the building permit fees.

## San Marino

### ✓ Registering property

San Marino made transferring property easier by lowering the property registration tax rate.

## São Tomé and Príncipe

### ✓ Starting a business

São Tomé and Príncipe made starting a business easier by eliminating the minimum capital requirement for business entities with no need to obtain a commercial license.

## Senegal

### ✓ Starting a business

Senegal made starting a business easier by reducing the minimum capital requirement.

### ✓ Dealing with construction permits

Senegal made dealing with construction permits less time-consuming by reducing the time for processing building permit applications.

### ✓ Registering property

Senegal made transferring property easier by replacing the requirement for authorization from the tax authority with a notification requirement and by creating a single step for the property transfer at the land registry.

### ✓ Getting credit

Senegal improved its credit information system by introducing regulations developed by the West African Economic and Monetary Union that govern the licensing and operation of credit bureaus.

### ✓ Protecting minority investors

Senegal strengthened minority investor protections by introducing greater requirements for disclosure of related-party transactions to the board of directors; by making it possible for shareholders to inspect the documents pertaining to related-party transactions and to appoint auditors to conduct an inspection of such transactions; and by making it possible for shareholder plaintiffs to request from the other party, and from witnesses, documents relevant to the subject matter of the claim during the trial.

### ✓ Paying taxes

Senegal made paying taxes easier for companies by abolishing the vehicle tax and making it possible to download the declaration forms for VAT online.

## Serbia

### x Registering property

Serbia made transferring property more difficult by eliminating the expedited procedure for registering a property transfer.

## Seychelles

### ✓ Paying taxes

The Seychelles made paying taxes easier for companies by reducing the business tax rate applicable to income above 1 million Seychelles rupees (\$77,700) and by introducing a simplified new tax return allowing joint filing and payment of the business tax, VAT and corporate social responsibility tax. On the other hand, it increased employers' pension fund contribution rate.

### ✓ Enforcing contracts

The Seychelles made enforcing contracts easier by establishing a commercial court, implementing and refining its case management system, introducing court-annexed mediation and addressing scheduling conflicts within the courts.

### ✓ Resolving insolvency

The Seychelles made resolving insolvency easier by introducing a reorganization procedure, provisions on the avoidance of undervalued transactions and the possibility to request post-commencement financing during the reorganization.

## Sierra Leone

### ✓ Getting electricity

Sierra Leone made getting electricity easier by eliminating the need for customers to submit an application letter inquiring about a new connection before submitting an

application—and made the process faster by improving staffing at the utility.

### ✓ Registering property

Sierra Leone made registering property easier by introducing a fast-track procedure.

### ✓ Getting credit

Sierra Leone improved its credit information system by beginning to distribute both positive and negative data and by increasing the system's coverage rate.

### x Paying taxes

Sierra Leone made paying taxes more complicated for companies by introducing a capital gains tax.

## Singapore

### ✓ Enforcing contracts

Singapore made enforcing contracts easier by introducing a new electronic litigation system that streamlines litigation proceedings.

## Slovak Republic

### ✓ Starting a business

The Slovak Republic made starting a business easier by reducing the time needed to register with the district court and eliminating the need (and therefore the fee) for the verification of signatures by a notary public.

### ✓ Getting credit

The Slovak Republic improved its credit information system by implementing a new law on the protection of personal data.

## Slovenia

### ✓ Resolving insolvency

Slovenia made resolving insolvency easier by introducing a simplified reorganization procedure for small companies and a preventive restructuring procedure for medium-size and large ones, by allowing creditors greater participation in the management of the debtor and

by establishing provisions for an increase in share capital through debt-equity swaps.

## Solomon Islands

### ✓ Getting electricity

The Solomon Islands made getting electricity easier by improving procurement practices for the materials needed to establish new connections.

## South Africa

### x Getting credit

South Africa made access to credit information more difficult by introducing regulations requiring credit bureaus to remove negative credit information from their databases, such as adverse information on consumer behavior or enforcement action accumulated on a consumer's record before April 1, 2014.

### ✓ Enforcing contracts

South Africa made enforcing contracts easier by amending the monetary jurisdiction of its lower courts and introducing voluntary mediation.

## Spain

### ✓ Starting a business

Spain made starting a business easier by introducing an electronic system linking several public agencies and thereby simplifying business registration.

### ✓ Registering property

Spain made transferring property easier by reducing the property transfer tax rate.

### ✓ Paying taxes

Spain made paying taxes less costly for companies by reducing the statutory corporate income tax rate.

### ✓ Resolving insolvency

Spain made resolving insolvency easier by introducing new rules for out-of-court restructuring, introducing provisions applicable to

prepackaged reorganizations and making insolvency proceedings more public.

### Sri Lanka

#### ✗ Paying taxes

Sri Lanka made paying taxes more costly for companies by increasing the reduced corporate income tax rate for qualifying small and medium-size enterprises.

### St. Kitts and Nevis

#### ✗ Dealing with construction permits

St. Kitts and Nevis made dealing with construction permits more costly by increasing the building permit fees.

#### ✓ Paying taxes

St. Kitts and Nevis made paying taxes less costly for companies by reducing the corporate income tax rate.

### St. Lucia

#### ✓ Trading across borders

St. Lucia made trading across borders easier by implementing the ASYCUDA World electronic system for the submission of export and import documents and by reducing the number of export documents required.

### Suriname

#### ✓ Starting a business

Suriname made starting a business easier by introducing an online system for obtaining trade licenses.

### Swaziland

#### ✓ Starting a business

Swaziland made starting a business easier by shortening the notice and objection period for obtaining a new trade license.

#### ✓ Paying taxes

Swaziland made paying taxes less costly for companies by reducing the corporate income tax rate.

### Sweden

#### ✓ Registering property

Sweden made registering property easier by fully implementing a new online system for property registration.

### Switzerland

#### ✓ Starting a business

Switzerland made starting a business easier by introducing online procedures.

#### ✓ Protecting minority investors

Switzerland strengthened minority investor protections by increasing the level of transparency required from publicly traded companies.

#### ✓ Resolving insolvency

Switzerland made resolving insolvency easier by introducing a moratorium period while the debtor is preparing a composition (reorganization) agreement, allowing creditors greater participation in the composition (reorganization) procedure and clarifying claw-back provisions applicable to voidable transactions.

### Taiwan, China

#### ✓ Getting electricity

Taiwan, China, made getting electricity easier by eliminating site inspections.

#### ✓ Getting credit

Taiwan, China, improved access to credit information by beginning to include data from utility companies in credit reports.

#### ✓ Paying taxes

Taiwan, China, made paying taxes easier for companies by introducing an electronic system for paying the vehicle license tax.

### Tajikistan

#### ✓ Starting a business

Tajikistan made starting a business easier by enabling the Statistics

Agency to issue the statistics code for the new business at the time of registration.

#### ✓ Dealing with construction permits

Tajikistan made dealing with construction permits less costly by reducing the fee to obtain the architectural planning assignment.

#### ✓ Getting credit

Tajikistan improved access to credit information by beginning to provide credit scores.

#### ✓ Paying taxes

Tajikistan made paying taxes easier for companies by introducing an electronic system for filing and paying corporate income tax, VAT and labor taxes.

### Tanzania

#### ✓ Getting credit

Tanzania improved access to credit information by creating credit bureaus.

#### ✗ Paying taxes

Tanzania made paying taxes more complicated for companies by introducing an excise tax on money transfers. On the other hand, it made paying taxes less costly by reducing the rate of the skill and development levy.

#### ✓ Trading across borders

Tanzania made trading across borders easier by upgrading infrastructure at the port of Dar es Salaam.

### Thailand

#### ✓ Dealing with construction permits

Thailand made dealing with construction permits less time-consuming by introducing a fast-track approval process for building permits for smaller buildings.

## Timor-Leste

### ✓ Starting a business

Timor-Leste made starting a business easier by creating a one-stop shop.

## Togo

### ✓ Starting a business

Togo made starting a business easier by enabling the one-stop shop to publish notices of incorporation and eliminating the requirement to obtain an economic operator card.

### ✓ Registering property

Togo made transferring property easier by lowering the property registration tax rate.

### ✓ Protecting minority investors

Togo strengthened minority investor protections by introducing greater requirements for disclosure of related-party transactions to the board of directors and by making it possible for shareholders to inspect the documents pertaining to related-party transactions and to appoint auditors to conduct an inspection of such transactions.

### ✓ Paying taxes

Togo made paying taxes less costly for companies by reducing the payroll tax rate.

## Trinidad and Tobago

### ✓ Starting a business

Trinidad and Tobago made starting a business easier by introducing online systems for employer registration and tax registration.

### ✓ Getting credit

Trinidad and Tobago improved access to credit by adopting the Bankruptcy and Insolvency Act, which establishes clear grounds for relief from a stay of enforcement actions by secured creditors during reorganization procedures as well as a time limit for the stay.

### ✓ Resolving insolvency

Trinidad and Tobago made resolving insolvency easier by introducing a formal mechanism for rehabilitation, establishing a public office responsible for the general administration of insolvency proceedings and clarifying the rules on appointment of trustees.

## Tunisia

### ✓ Paying taxes

Tunisia made paying taxes less costly for companies by reducing the corporate income tax rate.

### x Trading across borders

In Tunisia trading across borders became more difficult because of a deterioration in port infrastructure (for example, in loading and unloading equipment) and inadequate terminal space.

## Turkey

### x Starting a business

Turkey made starting a business more difficult by increasing the notary and company registration fees.

### x Paying taxes

Turkey made paying taxes more costly for companies by increasing employers' social security contribution rate.

### ✓ Enforcing contracts

Turkey made enforcing contracts easier by introducing an electronic filing system for court users.

## Uganda

### ✓ Trading across borders

Uganda made trading across borders easier by implementing the ASYCUDA World electronic system for the submission of export and import documents.

### ✓ Resolving insolvency

Uganda made resolving insolvency easier by consolidating all provisions

related to corporate insolvency in one law, establishing provisions on the administration of companies (reorganization), clarifying standards on the professional qualifications of insolvency practitioners and introducing provisions allowing the avoidance of undervalued transactions.

## Ukraine

### ✓ Paying taxes

Ukraine made paying taxes easier for companies by introducing an electronic system for filing and paying labor taxes. On the other hand, it increased the environmental tax.

## United Arab Emirates

### ✓ Registering property

The United Arab Emirates made transferring property easier by introducing new service centers and a standard contract for property transactions.

### ✓ Getting credit

In the United Arab Emirates the credit bureau improved access to credit information by starting to exchange credit information with a utility.

### ✓ Protecting minority investors

The United Arab Emirates strengthened minority investor protections by introducing additional approval requirements for related-party transactions and greater requirements for disclosure of such transactions to the stock exchange; by introducing a requirement that interested directors be held liable in a related-party transaction that is unfair or constitutes a conflict of interest; and by making it possible for shareholders to inspect the documents pertaining to a related-party transaction, appoint auditors to inspect the transaction and request a rescission of the transaction if it should prove to be unfair.



## United Kingdom

### ✓ Starting a business

The United Kingdom made starting a business easier by speeding up tax registration.

### ✓ Paying taxes

The United Kingdom made paying taxes less costly for companies by reducing the corporate income tax rate. On the other hand, it increased the landfill tax.

## United States

### ✓ Starting a business

In the United States starting a business became easier in New York City thanks to faster online procedures.

## Uruguay

### ✓ Trading across borders

Uruguay made trading across borders easier by implementing a risk-based inspection system that reduced customs clearance time for both exports and imports.

### ✓ Enforcing contracts

Uruguay made enforcing contracts easier by simplifying and speeding up the proceedings for commercial disputes.

## Uzbekistan

### ✓ Protecting minority investors

Uzbekistan strengthened minority investor protections by introducing a requirement for public joint stock companies to disclose information about related-party transactions in their annual report; setting higher standards for disclosure of such transactions to the board of directors; and establishing the right of shareholders to receive all documents related to such transactions.

### ✓ Trading across borders

Uzbekistan made trading across borders easier by reducing the number of documents to export and

import and by making it possible to submit documents electronically.

## Vanuatu

### ✓ Registering property

Vanuatu made property transfers faster by digitizing its land registry system and hiring and training new staff.

## Venezuela, RB

### ✗ Starting a business

República Bolivariana de Venezuela made starting a business more difficult by increasing incorporation costs.

## Vietnam

### ✓ Getting credit

Vietnam improved its credit information system by establishing a new credit bureau.

### ✓ Paying taxes

Vietnam made paying taxes less costly for companies by reducing the corporate income tax rate.

## West Bank and Gaza

### ✓ Paying taxes

West Bank and Gaza made paying taxes easier for companies by introducing the option to make either 1 or 4 advance payments of corporate income tax.

## Yemen, Rep.

### ✗ Trading across borders

In the Republic of Yemen trading across borders became more difficult as a result of inefficient port operation.

## Zambia

### ✗ Registering property

Zambia made transferring property more difficult by increasing the property transfer tax rate.

### ✓ Getting credit

In Zambia the credit bureau improved access to credit information by starting to exchange credit information with retailers and utilities.

### ✓ Paying taxes

Zambia made paying taxes easier for companies by abolishing the medical levy and by introducing an online system for filing corporate income tax, VAT and some labor taxes. At the same time, it also increased the property transfer tax.

# Country tables

✓ Reform making it easier to do business ✗ Change making it more difficult to do business

AFGHANISTAN		South Asia		GNI per capita (US\$)	
Ease of doing business rank (1–189)	183	Overall distance to frontier (DTF) score (0–100)	41.16	Population (m)	700
✗ Starting a business (rank)	24	Registering property (rank)	183	Trading across borders (rank)	184
DTF score for starting a business (0–100)	93.54	DTF score for registering property (0–100)	33.33	DTF score for trading across borders (0–100)	9.21
Procedures (number)	3	Procedures (number)	9	Documents to export (number)	10
Time (days)	7	Time (days)	250	Time to export (days)	86
Cost (% of income per capita)	15.1	Cost (% of property value)	5.0	Cost to export (US\$ per container)	5,045
Minimum capital (% of income per capita)	0.0			Documents to import (number)	10
		Getting credit (rank)	89	Time to import (days)	91
Dealing with construction permits (rank)	185	DTF score for getting credit (0–100)	45.00	Cost to import (US\$ per container)	5,680
DTF score for dealing with construction permits (0–100)	30.14	Strength of legal rights index (0–12)	9		
Procedures (number)	11	Depth of credit information index (0–8)	0	Enforcing contracts (rank)	183
Time (days)	323	Credit bureau coverage (% of adults)	0.0	DTF score for enforcing contracts (0–100)	31.29
Cost (% of warehouse value)	57.4	Credit registry coverage (% of adults)	0.0	Procedures (number)	46
				Time (days)	1,642
Getting electricity (rank)	141	Protecting minority investors (rank)	189	Cost (% of claim)	25.0
DTF score for getting electricity (0–100)	61.09	DTF score for protecting minority investors (0–100)	10.00		
Procedures (number)	5	Extent of conflict of interest regulation index (0–10)	1.7	Resolving insolvency (rank)	159
Time (days)	114	Extent of shareholder governance index (0–10)	0.3	DTF score for resolving insolvency (0–100)	23.60
Cost (% of income per capita)	3,373.9	Strength of minority investor protection index (0–10)	1.0	Time (years)	2.0
				Cost (% of estate)	25
		Paying taxes (rank)	79	Recovery rate (cents on the dollar)	26.4
		DTF score for paying taxes (0–100)	74.39	Strength of insolvency framework index (0–16)	3
		Payments (number per year)	20		
		Time (hours per year)	275		
		Total tax rate (% of profit)	35.8		
ALBANIA		Europe & Central Asia		GNI per capita (US\$)	
Ease of doing business rank (1–189)	68	Overall distance to frontier (DTF) score (0–100)	66.06	Population (m)	4,700
✓ Starting a business (rank)	41	✓ Registering property (rank)	118	Trading across borders (rank)	95
DTF score for starting a business (0–100)	91.86	DTF score for registering property (0–100)	60.67	DTF score for trading across borders (0–100)	72.48
Procedures (number)	5	Procedures (number)	6	Documents to export (number)	7
Time (days)	4.5	Time (days)	22	Time to export (days)	19
Cost (% of income per capita)	10.0	Cost (% of property value)	9.9	Cost to export (US\$ per container)	745
Minimum capital (% of income per capita)	0.0			Documents to import (number)	8
		✗ Getting credit (rank)	36	Time to import (days)	18
✓ Dealing with construction permits (rank)	157	DTF score for getting credit (0–100)	65.00	Cost to import (US\$ per container)	730
DTF score for dealing with construction permits (0–100)	56.50	Strength of legal rights index (0–12)	7		
Procedures (number)	19	Depth of credit information index (0–8)	6	Enforcing contracts (rank)	102
Time (days)	228	Credit bureau coverage (% of adults)	0.0	DTF score for enforcing contracts (0–100)	57.14
Cost (% of warehouse value)	3.3	Credit registry coverage (% of adults)	16.7	Procedures (number)	39
				Time (days)	525
Getting electricity (rank)	152	Protecting minority investors (rank)	7	Cost (% of claim)	34.9
DTF score for getting electricity (0–100)	58.34	DTF score for protecting minority investors (0–100)	72.50		
Procedures (number)	6	Extent of conflict of interest regulation index (0–10)	7.3	Resolving insolvency (rank)	44
Time (days)	177	Extent of shareholder governance index (0–10)	7.2	DTF score for resolving insolvency (0–100)	61.37
Cost (% of income per capita)	472.6	Strength of minority investor protection index (0–10)	7.3	Time (years)	2.0
				Cost (% of estate)	10
		✗ Paying taxes (rank)	131	Recovery rate (cents on the dollar)	41.5
		DTF score for paying taxes (0–100)	64.75	Strength of insolvency framework index (0–16)	12.5
		Payments (number per year)	34		
		Time (hours per year)	357		
		Total tax rate (% of profit)	30.7		

Note: For resolving insolvency, an economy for which "no practice" is recorded for time and cost receives a score of 0 on the strength of insolvency framework index even if its legal framework includes provisions related to insolvency proceedings (liquidation or reorganization). Most indicator sets refer to a case scenario in the largest business city of an economy, except for 11 economies for which the data are a population-weighted average for the 2 largest business cities. See the data notes for more details.

✓ Reform making it easier to do business ✗ Change making it more difficult to do business

<b>ALGERIA</b>		<b>Middle East &amp; North Africa</b>		<b>GNI per capita (US\$)</b>	<b>5,290</b>
<b>Ease of doing business rank (1-189)</b>	<b>154</b>	<b>Overall distance to frontier (DTF) score (0-100)</b>	<b>50.69</b>	<b>Population (m)</b>	<b>39.2</b>
<b>Starting a business</b> (rank)	141	<b>Registering property</b> (rank)	157	<b>Trading across borders</b> (rank)	131
DTF score for starting a business (0-100)	74.07	DTF score for registering property (0-100)	50.67	DTF score for trading across borders (0-100)	64.21
Procedures (number)	13	Procedures (number)	10	Documents to export (number)	8
Time (days)	22	Time (days)	55	Time to export (days)	17
Cost (% of income per capita)	11.0	Cost (% of property value)	7.1	Cost to export (US\$ per container)	1,270
Minimum capital (% of income per capita)	24.1			Documents to import (number)	9
		<b>Getting credit</b> (rank)	171	Time to import (days)	26
<b>Dealing with construction permits</b> (rank)	127	DTF score for getting credit (0-100)	10.00	Cost to import (US\$ per container)	1,330
DTF score for dealing with construction permits (0-100)	65.72	Strength of legal rights index (0-12)	2		
Procedures (number)	17	Depth of credit information index (0-8)	0	<b>Enforcing contracts</b> (rank)	120
Time (days)	204	Credit bureau coverage (% of adults)	0.0	DTF score for enforcing contracts (0-100)	52.89
Cost (% of warehouse value)	0.7	Credit registry coverage (% of adults)	2.0	Procedures (number)	45
				Time (days)	630
<b>Getting electricity</b> (rank)	147	<b>Protecting minority investors</b> (rank)	132	Cost (% of claim)	21.9
DTF score for getting electricity (0-100)	59.98	DTF score for protecting minority investors (0-100)	45.00		
Procedures (number)	5	Extent of conflict of interest regulation index (0-10)	5.0	<b>Resolving insolvency</b> (rank)	97
Time (days)	180	Extent of shareholder governance index (0-10)	4.0	DTF score for resolving insolvency (0-100)	42.74
Cost (% of income per capita)	1,318.5	Strength of minority investor protection index (0-10)	4.5	Time (years)	2.5
				Cost (% of estate)	7
		<b>Paying taxes</b> (rank)	176	Recovery rate (cents on the dollar)	41.7
		DTF score for paying taxes (0-100)	41.63	Strength of insolvency framework index (0-16)	6.5
		Payments (number per year)	27		
		Time (hours per year)	451		
		Total tax rate (% of profit)	72.7		

<b>ANGOLA</b>		<b>Sub-Saharan Africa</b>		<b>GNI per capita (US\$)</b>	<b>5,010</b>
<b>Ease of doing business rank (1-189)</b>	<b>181</b>	<b>Overall distance to frontier (DTF) score (0-100)</b>	<b>41.85</b>	<b>Population (m)</b>	<b>21.5</b>
<b>Starting a business</b> (rank)	174	<b>Registering property</b> (rank)	164	<b>Trading across borders</b> (rank)	167
DTF score for starting a business (0-100)	56.56	DTF score for registering property (0-100)	46.62	DTF score for trading across borders (0-100)	40.96
Procedures (number)	8	Procedures (number)	7	Documents to export (number)	10
Time (days)	66	Time (days)	190	Time to export (days)	40
Cost (% of income per capita)	123.5	Cost (% of property value)	3.0	Cost to export (US\$ per container)	2,060
Minimum capital (% of income per capita)	20.0			Documents to import (number)	9
		<b>Getting credit</b> (rank)	180	Time to import (days)	43
<b>Dealing with construction permits</b> (rank)	67	DTF score for getting credit (0-100)	5.00	Cost to import (US\$ per container)	2,725
DTF score for dealing with construction permits (0-100)	75.47	Strength of legal rights index (0-12)	1		
Procedures (number)	10	Depth of credit information index (0-8)	0	<b>Enforcing contracts</b> (rank)	187
Time (days)	203	Credit bureau coverage (% of adults)	0.0	DTF score for enforcing contracts (0-100)	25.22
Cost (% of warehouse value)	0.5	Credit registry coverage (% of adults)	1.8	Procedures (number)	46
				Time (days)	1,296
<b>Getting electricity</b> (rank)	157	<b>Protecting minority investors</b> (rank)	94	Cost (% of claim)	44.4
DTF score for getting electricity (0-100)	56.66	DTF score for protecting minority investors (0-100)	51.67		
Procedures (number)	7	Extent of conflict of interest regulation index (0-10)	5.3	<b>Resolving insolvency</b> (rank)	189
Time (days)	145	Extent of shareholder governance index (0-10)	5.0	DTF score for resolving insolvency (0-100)	0.00
Cost (% of income per capita)	660.0	Strength of minority investor protection index (0-10)	5.2	Time (years)	NO PRACTICE
				Cost (% of estate)	NO PRACTICE
		<b>Paying taxes</b> (rank)	144	Recovery rate (cents on the dollar)	0.0
		DTF score for paying taxes (0-100)	60.40	Strength of insolvency framework index (0-16)	0
		Payments (number per year)	30		
		Time (hours per year)	282		
		Total tax rate (% of profit)	52.0		

<b>ANTIGUA AND BARBUDA</b>		<b>Latin America &amp; Caribbean</b>		<b>GNI per capita (US\$)</b>	<b>12,910</b>
<b>Ease of doing business rank (1-189)</b>	<b>89</b>	<b>Overall distance to frontier (DTF) score (0-100)</b>	<b>62.64</b>	<b>Population (m)</b>	<b>0.1</b>
<b>Starting a business</b> (rank)	102	<b>Registering property</b> (rank)	141	<b>Trading across borders</b> (rank)	89
DTF score for starting a business (0-100)	83.28	DTF score for registering property (0-100)	55.44	DTF score for trading across borders (0-100)	73.58
Procedures (number)	8	Procedures (number)	7	Documents to export (number)	5
Time (days)	21	Time (days)	25	Time to export (days)	16
Cost (% of income per capita)	10.2	Cost (% of property value)	10.8	Cost to export (US\$ per container)	1,090
Minimum capital (% of income per capita)	0.0			Documents to import (number)	7
		<b>Getting credit</b> (rank)	151	Time to import (days)	23
<b>Dealing with construction permits</b> (rank)	30	DTF score for getting credit (0-100)	25.00	Cost to import (US\$ per container)	1,520
DTF score for dealing with construction permits (0-100)	82.21	Strength of legal rights index (0-12)	5		
Procedures (number)	12	Depth of credit information index (0-8)	0	<b>Enforcing contracts</b> (rank)	76
Time (days)	106	Credit bureau coverage (% of adults)	0.0	DTF score for enforcing contracts (0-100)	61.26
Cost (% of warehouse value)	0.5	Credit registry coverage (% of adults)	0.0	Procedures (number)	44
				Time (days)	351
<b>Getting electricity</b> (rank)	17	<b>Protecting minority investors</b> (rank)	35	Cost (% of claim)	22.7
DTF score for getting electricity (0-100)	90.46	DTF score for protecting minority investors (0-100)	62.50		
Procedures (number)	4	Extent of conflict of interest regulation index (0-10)	6.7	<b>Resolving insolvency</b> (rank)	114
Time (days)	42	Extent of shareholder governance index (0-10)	5.8	DTF score for resolving insolvency (0-100)	38.19
Cost (% of income per capita)	122.9	Strength of minority investor protection index (0-10)	6.3	Time (years)	3.0
				Cost (% of estate)	7
		<b>Paying taxes</b> (rank)	159	Recovery rate (cents on the dollar)	36.1
		DTF score for paying taxes (0-100)	54.51	Strength of insolvency framework index (0-16)	6
		Payments (number per year)	57		
		Time (hours per year)	207		
		Total tax rate (% of profit)	41.6		

Note: For resolving insolvency, an economy for which "no practice" is recorded for time and cost receives a score of 0 on the strength of insolvency framework index even if its legal framework includes provisions related to insolvency proceedings (liquidation or reorganization). Most indicator sets refer to a case scenario in the largest business city of an economy, except for 11 economies for which the data are a population-weighted average for the 2 largest business cities. See the data notes for more details.

✓ Reform making it easier to do business ✗ Change making it more difficult to do business

<b>ARGENTINA</b>		<b>Latin America &amp; Caribbean</b>		<b>GNI per capita (US\$)</b>	
<b>Ease of doing business rank (1–189)</b>	<b>124</b>	<b>Overall distance to frontier (DTF) score (0–100)</b>	<b>57.48</b>	<b>Population (m)</b>	<b>11,376</b>
<b>Starting a business (rank)</b>	146	<b>Registering property (rank)</b>	119	<b>Trading across borders (rank)</b>	128
DTF score for starting a business (0–100)	72.58	DTF score for registering property (0–100)	60.63	DTF score for trading across borders (0–100)	65.11
Procedures (number)	14	Procedures (number)	7	Documents to export (number)	6
Time (days)	25	Time (days)	51.5	Time to export (days)	12
Cost (% of income per capita)	15.2	Cost (% of property value)	6.6	Cost to export (US\$ per container)	1,770
Minimum capital (% of income per capita)	4.0			Documents to import (number)	8
✗ <b>Dealing with construction permits (rank)</b>	181	<b>Getting credit (rank)</b>	71	Time to import (days)	30
DTF score for dealing with construction permits (0–100)	42.54	DTF score for getting credit (0–100)	50.00	Cost to import (US\$ per container)	2,320
Procedures (number)	21	Strength of legal rights index (0–12)	2	<b>Enforcing contracts (rank)</b>	63
Time (days)	341	Depth of credit information index (0–8)	8	DTF score for enforcing contracts (0–100)	63.88
Cost (% of warehouse value)	3.5	Credit bureau coverage (% of adults)	100.0	Procedures (number)	36
		Credit registry coverage (% of adults)	41.2	Time (days)	590
<b>Getting electricity (rank)</b>	104	<b>Protecting minority investors (rank)</b>	62	Cost (% of claim)	20.5
DTF score for getting electricity (0–100)	72.42	DTF score for protecting minority investors (0–100)	57.50	<b>Resolving insolvency (rank)</b>	83
Procedures (number)	6	Extent of conflict of interest regulation index (0–10)	5.0	DTF score for resolving insolvency (0–100)	45.10
Time (days)	92	Extent of shareholder governance index (0–10)	6.5	Time (years)	2.8
Cost (% of income per capita)	45.4	Strength of minority investor protection index (0–10)	5.8	Cost (% of estate)	12
		<b>Paying taxes (rank)</b>	170	Recovery rate (cents on the dollar)	28.6
		DTF score for paying taxes (0–100)	44.99	Strength of insolvency framework index (0–16)	9.5
		Payments (number per year)	9		
		Time (hours per year)	405		
		Total tax rate (% of profit)	137.3		

<b>ARMENIA</b>		<b>Europe &amp; Central Asia</b>		<b>GNI per capita (US\$)</b>	
<b>Ease of doing business rank (1–189)</b>	<b>45</b>	<b>Overall distance to frontier (DTF) score (0–100)</b>	<b>70.60</b>	<b>Population (m)</b>	<b>3,790</b>
✓ <b>Starting a business (rank)</b>	4	<b>Registering property (rank)</b>	7	<b>Trading across borders (rank)</b>	110
DTF score for starting a business (0–100)	97.77	DTF score for registering property (0–100)	93.03	DTF score for trading across borders (0–100)	68.81
Procedures (number)	2	Procedures (number)	3	Documents to export (number)	5
Time (days)	3	Time (days)	7	Time to export (days)	16
Cost (% of income per capita)	1.0	Cost (% of property value)	0.2	Cost to export (US\$ per container)	1,885
Minimum capital (% of income per capita)	0.0			Documents to import (number)	8
<b>Dealing with construction permits (rank)</b>	81	<b>Getting credit (rank)</b>	36	Time to import (days)	18
DTF score for dealing with construction permits (0–100)	73.78	DTF score for getting credit (0–100)	65.00	Cost to import (US\$ per container)	2,175
Procedures (number)	19	Strength of legal rights index (0–12)	5	<b>Enforcing contracts (rank)</b>	119
Time (days)	83	Depth of credit information index (0–8)	8	DTF score for enforcing contracts (0–100)	53.33
Cost (% of warehouse value)	1.2	Credit bureau coverage (% of adults)	65.8	Procedures (number)	49
		Credit registry coverage (% of adults)	23.5	Time (days)	570
<b>Getting electricity (rank)</b>	131	<b>Protecting minority investors (rank)</b>	49	Cost (% of claim)	14.0
DTF score for getting electricity (0–100)	64.02	DTF score for protecting minority investors (0–100)	60.00	<b>Resolving insolvency (rank)</b>	69
Procedures (number)	5	Extent of conflict of interest regulation index (0–10)	6.3	DTF score for resolving insolvency (0–100)	48.14
Time (days)	187	Extent of shareholder governance index (0–10)	5.7	Time (years)	1.9
Cost (% of income per capita)	92.6	Strength of minority investor protection index (0–10)	6.0	Cost (% of estate)	11
		<b>Paying taxes (rank)</b>	41	Recovery rate (cents on the dollar)	37.2
		DTF score for paying taxes (0–100)	82.10	Strength of insolvency framework index (0–16)	9
		Payments (number per year)	10		
		Time (hours per year)	321		
		Total tax rate (% of profit)	20.4		

<b>AUSTRALIA</b>		<b>OECD high income</b>		<b>GNI per capita (US\$)</b>	
<b>Ease of doing business rank (1–189)</b>	<b>10</b>	<b>Overall distance to frontier (DTF) score (0–100)</b>	<b>80.66</b>	<b>Population (m)</b>	<b>65,520</b>
<b>Starting a business (rank)</b>	7	<b>Registering property (rank)</b>	53	<b>Trading across borders (rank)</b>	49
DTF score for starting a business (0–100)	96.47	DTF score for registering property (0–100)	76.87	DTF score for trading across borders (0–100)	80.53
Procedures (number)	3	Procedures (number)	5	Documents to export (number)	5
Time (days)	2.5	Time (days)	4.5	Time to export (days)	9
Cost (% of income per capita)	0.7	Cost (% of property value)	5.2	Cost to export (US\$ per container)	1,200
Minimum capital (% of income per capita)	0.0			Documents to import (number)	7
<b>Dealing with construction permits (rank)</b>	19	<b>Getting credit (rank)</b>	4	Time to import (days)	8
DTF score for dealing with construction permits (0–100)	84.30	DTF score for getting credit (0–100)	90.00	Cost to import (US\$ per container)	1,220
Procedures (number)	10	Strength of legal rights index (0–12)	11	<b>Enforcing contracts (rank)</b>	12
Time (days)	112	Depth of credit information index (0–8)	7	DTF score for enforcing contracts (0–100)	77.06
Cost (% of warehouse value)	0.5	Credit bureau coverage (% of adults)	100.0	Procedures (number)	28
		Credit registry coverage (% of adults)	0.0	Time (days)	395
<b>Getting electricity (rank)</b>	55	<b>Protecting minority investors (rank)</b>	71	Cost (% of claim)	21.8
DTF score for getting electricity (0–100)	80.59	DTF score for protecting minority investors (0–100)	56.67	<b>Resolving insolvency (rank)</b>	14
Procedures (number)	5	Extent of conflict of interest regulation index (0–10)	6.0	DTF score for resolving insolvency (0–100)	81.60
Time (days)	75	Extent of shareholder governance index (0–10)	5.3	Time (years)	1.0
Cost (% of income per capita)	8.6	Strength of minority investor protection index (0–10)	5.7	Cost (% of estate)	8
		<b>Paying taxes (rank)</b>	39	Recovery rate (cents on the dollar)	81.9
		DTF score for paying taxes (0–100)	82.48	Strength of insolvency framework index (0–16)	12
		Payments (number per year)	11		
		Time (hours per year)	105		
		Total tax rate (% of profit)	47.3		

Note: For resolving insolvency, an economy for which "no practice" is recorded for time and cost receives a score of 0 on the strength of insolvency framework index even if its legal framework includes provisions related to insolvency proceedings (liquidation or reorganization). Most indicator sets refer to a case scenario in the largest business city of an economy, except for 11 economies for which the data are a population-weighted average for the 2 largest business cities. See the data notes for more details.

✓ Reform making it easier to do business ✗ Change making it more difficult to do business

AUSTRIA		OECD high income		GNI per capita (US\$)	
Ease of doing business rank (1-189)	21	Overall distance to frontier (DTF) score (0-100)	77.42	Population (m)	48,590
<b>Starting a business</b> (rank)	101	<b>Registering property</b> (rank)	35	<b>Trading across borders</b> (rank)	19
DTF score for starting a business (0-100)	83.42	DTF score for registering property (0-100)	81.07	DTF score for trading across borders (0-100)	87.66
Procedures (number)	8	Procedures (number)	3	Documents to export (number)	3
Time (days)	22	Time (days)	20.5	Time to export (days)	10
Cost (% of income per capita)	0.3	Cost (% of property value)	4.6	Cost to export (US\$ per container)	1,150
Minimum capital (% of income per capita)	13.6			Documents to import (number)	4
		<b>Getting credit</b> (rank)	52	Time to import (days)	9
<b>Dealing with construction permits</b> (rank)	78	DTF score for getting credit (0-100)	60.00	Cost to import (US\$ per container)	1,215
DTF score for dealing with construction permits (0-100)	74.25	Strength of legal rights index (0-12)	5		
Procedures (number)	11	Depth of credit information index (0-8)	7	<b>Enforcing contracts</b> (rank)	5
Time (days)	192	Credit bureau coverage (% of adults)	53.2	DTF score for enforcing contracts (0-100)	81.55
Cost (% of warehouse value)	11	Credit registry coverage (% of adults)	2.0	Procedures (number)	25
		<b>Protecting minority investors</b> (rank)	32	Time (days)	397
<b>Getting electricity</b> (rank)	24	DTF score for protecting minority investors (0-100)	63.33	Cost (% of claim)	18.0
DTF score for getting electricity (0-100)	87.75	Extent of conflict of interest regulation index (0-10)	5.3		
Procedures (number)	5	Extent of shareholder governance index (0-10)	7.3	<b>Resolving insolvency</b> (rank)	16
Time (days)	23	Strength of minority investor protection index (0-10)	6.3	DTF score for resolving insolvency (0-100)	78.84
Cost (% of income per capita)	101.6			Time (years)	1.1
		<b>Paying taxes</b> (rank)	72	Cost (% of estate)	10
		DTF score for paying taxes (0-100)	76.36	Recovery rate (cents on the dollar)	82.6
		Payments (number per year)	12	Strength of insolvency framework index (0-16)	11
		Time (hours per year)	166		
		Total tax rate (% of profit)	52.0		

AZERBAIJAN		Europe & Central Asia		GNI per capita (US\$)	
Ease of doing business rank (1-189)	80	Overall distance to frontier (DTF) score (0-100)	64.08	Population (m)	9.4
<b>Starting a business</b> (rank)	12	<b>Registering property</b> (rank)	10	<b>Trading across borders</b> (rank)	166
DTF score for starting a business (0-100)	95.54	DTF score for registering property (0-100)	92.30	DTF score for trading across borders (0-100)	42.37
Procedures (number)	3	Procedures (number)	3	Documents to export (number)	9
Time (days)	5	Time (days)	8.5	Time to export (days)	27
Cost (% of income per capita)	3.1	Cost (% of property value)	0.4	Cost to export (US\$ per container)	3,460
Minimum capital (% of income per capita)	0.0			Documents to import (number)	11
		<b>Getting credit</b> (rank)	104	Time to import (days)	25
<b>Dealing with construction permits</b> (rank)	150	DTF score for getting credit (0-100)	40.00	Cost to import (US\$ per container)	3,450
DTF score for dealing with construction permits (0-100)	59.89	Strength of legal rights index (0-12)	2		
Procedures (number)	21	Depth of credit information index (0-8)	6	<b>Enforcing contracts</b> (rank)	31
Time (days)	151	Credit bureau coverage (% of adults)	0.0	DTF score for enforcing contracts (0-100)	69.02
Cost (% of warehouse value)	4.1	Credit registry coverage (% of adults)	28.7	Procedures (number)	40
		<b>Protecting minority investors</b> (rank)	51	Time (days)	277
<b>Getting electricity</b> (rank)	159	DTF score for protecting minority investors (0-100)	59.17	Cost (% of claim)	18.5
DTF score for getting electricity (0-100)	55.69	Extent of conflict of interest regulation index (0-10)	6.7		
Procedures (number)	7	Extent of shareholder governance index (0-10)	5.2	<b>Resolving insolvency</b> (rank)	94
Time (days)	164	Strength of minority investor protection index (0-10)	5.9	DTF score for resolving insolvency (0-100)	43.02
Cost (% of income per capita)	226.2			Time (years)	1.5
		<b>Paying taxes</b> (rank)	33	Cost (% of estate)	12
		DTF score for paying taxes (0-100)	83.77	Recovery rate (cents on the dollar)	39.3
		Payments (number per year)	7	Strength of insolvency framework index (0-16)	7
		Time (hours per year)	195		
		Total tax rate (% of profit)	39.8		

BAHAMAS, THE		Latin America & Caribbean		GNI per capita (US\$)	
Ease of doing business rank (1-189)	97	Overall distance to frontier (DTF) score (0-100)	61.37	Population (m)	23,489
<b>Starting a business</b> (rank)	95	<b>Registering property</b> (rank)	179	<b>Trading across borders</b> (rank)	63
DTF score for starting a business (0-100)	84.12	DTF score for registering property (0-100)	37.22	DTF score for trading across borders (0-100)	77.36
Procedures (number)	7	Procedures (number)	7	Documents to export (number)	5
Time (days)	23.5	Time (days)	122	Time to export (days)	19
Cost (% of income per capita)	10.2	Cost (% of property value)	12.1	Cost to export (US\$ per container)	1,005
Minimum capital (% of income per capita)	0.0			Documents to import (number)	5
		<b>Getting credit</b> (rank)	131	Time to import (days)	13
<b>Dealing with construction permits</b> (rank)	92	DTF score for getting credit (0-100)	30.00	Cost to import (US\$ per container)	1,770
DTF score for dealing with construction permits (0-100)	71.81	Strength of legal rights index (0-12)	6		
Procedures (number)	14	Depth of credit information index (0-8)	0	<b>Enforcing contracts</b> (rank)	125
Time (days)	178	Credit bureau coverage (% of adults)	0.0	DTF score for enforcing contracts (0-100)	51.65
Cost (% of warehouse value)	1.0	Credit registry coverage (% of adults)	0.0	Procedures (number)	49
		<b>Protecting minority investors</b> (rank)	141	Time (days)	427
<b>Getting electricity</b> (rank)	50	DTF score for protecting minority investors (0-100)	43.33	Cost (% of claim)	28.9
DTF score for getting electricity (0-100)	81.24	Extent of conflict of interest regulation index (0-10)	5.0		
Procedures (number)	5	Extent of shareholder governance index (0-10)	3.7	<b>Resolving insolvency</b> (rank)	60
Time (days)	67	Strength of minority investor protection index (0-10)	4.3	DTF score for resolving insolvency (0-100)	52.93
Cost (% of income per capita)	133.2			Time (years)	3.0
		<b>Paying taxes</b> (rank)	31	Cost (% of estate)	12
		DTF score for paying taxes (0-100)	84.07	Recovery rate (cents on the dollar)	63.5
		Payments (number per year)	18	Strength of insolvency framework index (0-16)	6
		Time (hours per year)	58		
		Total tax rate (% of profit)	41.1		

Note: For resolving insolvency, an economy for which "no practice" is recorded for time and cost receives a score of 0 on the strength of insolvency framework index even if its legal framework includes provisions related to insolvency proceedings (liquidation or reorganization). Most indicator sets refer to a case scenario in the largest business city of an economy, except for 11 economies for which the data are a population-weighted average for the 2 largest business cities. See the data notes for more details.

✓ Reform making it easier to do business ✗ Change making it more difficult to do business

<b>BAHRAIN</b>		<b>Middle East &amp; North Africa</b>		<b>GNI per capita (US\$)</b>		<b>27,435</b>	
<b>Ease of doing business rank (1–189)</b>		<b>Overall distance to frontier (DTF) score (0–100)</b>		<b>Population (m)</b>		<b>1.3</b>	
<b>Starting a business</b> (rank)	131	✓ <b>Registering property</b> (rank)	17	<b>Trading across borders</b> (rank)	64		
DTF score for starting a business (0–100)	76.92	DTF score for registering property (0–100)	88.65	DTF score for trading across borders (0–100)	77.27		
Procedures (number)	7	Procedures (number)	2	Documents to export (number)	6		
Time (days)	9	Time (days)	31	Time to export (days)	11		
Cost (% of income per capita)	0.8	Cost (% of property value)	1.7	Cost to export (US\$ per container)	810		
Minimum capital (% of income per capita)	192.2			Documents to import (number)	8		
		✓ <b>Getting credit</b> (rank)	104	Time to import (days)	15		
<b>Dealing with construction permits</b> (rank)	7	DTF score for getting credit (0–100)	40.00	Cost to import (US\$ per container)	870		
DTF score for dealing with construction permits (0–100)	88.48	Strength of legal rights index (0–12)	1				
Procedures (number)	11	Depth of credit information index (0–8)	7	<b>Enforcing contracts</b> (rank)	123		
Time (days)	60	Credit bureau coverage (% of adults)	48.3	DTF score for enforcing contracts (0–100)	52.33		
Cost (% of warehouse value)	0.2	Credit registry coverage (% of adults)	0.0	Procedures (number)	48		
				Time (days)	635		
<b>Getting electricity</b> (rank)	73	<b>Protecting minority investors</b> (rank)	104	Cost (% of claim)	14.7		
DTF score for getting electricity (0–100)	78.26	DTF score for protecting minority investors (0–100)	50.00				
Procedures (number)	5	Extent of conflict of interest regulation index (0–10)	4.7	<b>Resolving insolvency</b> (rank)	87		
Time (days)	90	Extent of shareholder governance index (0–10)	5.3	DTF score for resolving insolvency (0–100)	44.24		
Cost (% of income per capita)	471	Strength of minority investor protection index (0–10)	5.0	Time (years)	2.5		
				Cost (% of estate)	10		
		<b>Paying taxes</b> (rank)	8	Recovery rate (cents on the dollar)	41.6		
		DTF score for paying taxes (0–100)	93.88	Strength of insolvency framework index (0–16)	7		
		Payments (number per year)	13				
		Time (hours per year)	60				
		Total tax rate (% of profit)	13.5				

<b>BANGLADESH</b>		<b>South Asia</b>		<b>GNI per capita (US\$)</b>		<b>900</b>	
<b>Ease of doing business rank (1–189)</b>		<b>Overall distance to frontier (DTF) score (0–100)</b>		<b>Population (m)</b>		<b>156.6</b>	
<b>Starting a business</b> (rank)	115	<b>Registering property</b> (rank)	184	✓ <b>Trading across borders</b> (rank)	140		
DTF score for starting a business (0–100)	81.36	DTF score for registering property (0–100)	31.34	DTF score for trading across borders (0–100)	61.36		
Procedures (number)	9	Procedures (number)	8	Documents to export (number)	6		
Time (days)	19.5	Time (days)	244	Time to export (days)	28.3		
Cost (% of income per capita)	16.8	Cost (% of property value)	7.1	Cost to export (US\$ per container)	1,281		
Minimum capital (% of income per capita)	0.0			Documents to import (number)	9		
		<b>Getting credit</b> (rank)	131	Time to import (days)	33.6		
<b>Dealing with construction permits</b> (rank)	144	DTF score for getting credit (0–100)	30.00	Cost to import (US\$ per container)	1,515		
DTF score for dealing with construction permits (0–100)	61.90	Strength of legal rights index (0–12)	6				
Procedures (number)	13.4	Depth of credit information index (0–8)	0	<b>Enforcing contracts</b> (rank)	188		
Time (days)	269.2	Credit bureau coverage (% of adults)	0.0	DTF score for enforcing contracts (0–100)	20.82		
Cost (% of warehouse value)	2.1	Credit registry coverage (% of adults)	0.9	Procedures (number)	41		
		<b>Protecting minority investors</b> (rank)	43	Time (days)	1,442		
<b>Getting electricity</b> (rank)	188	DTF score for protecting minority investors (0–100)	60.83	Cost (% of claim)	66.8		
DTF score for getting electricity (0–100)	17.32	Extent of conflict of interest regulation index (0–10)	6.3				
Procedures (number)	9	Extent of shareholder governance index (0–10)	5.8	<b>Resolving insolvency</b> (rank)	147		
Time (days)	428.9	Strength of minority investor protection index (0–10)	6.1	DTF score for resolving insolvency (0–100)	29.49		
Cost (% of income per capita)	3,890.1			Time (years)	4.0		
		<b>Paying taxes</b> (rank)	83	Cost (% of estate)	8		
		DTF score for paying taxes (0–100)	73.98	Recovery rate (cents on the dollar)	25.8		
		Payments (number per year)	21	Strength of insolvency framework index (0–16)	5		
		Time (hours per year)	302				
		Total tax rate (% of profit)	32.5				

<b>BARBADOS</b>		<b>Latin America &amp; Caribbean</b>		<b>GNI per capita (US\$)</b>		<b>15,373</b>	
<b>Ease of doing business rank (1–189)</b>		<b>Overall distance to frontier (DTF) score (0–100)</b>		<b>Population (m)</b>		<b>0.3</b>	
<b>Starting a business</b> (rank)	94	<b>Registering property</b> (rank)	144	<b>Trading across borders</b> (rank)	38		
DTF score for starting a business (0–100)	84.36	DTF score for registering property (0–100)	54.95	DTF score for trading across borders (0–100)	83.34		
Procedures (number)	8	Procedures (number)	6	Documents to export (number)	5		
Time (days)	18	Time (days)	118	Time to export (days)	9		
Cost (% of income per capita)	7.6	Cost (% of property value)	5.6	Cost to export (US\$ per container)	810		
Minimum capital (% of income per capita)	0.0			Documents to import (number)	5		
		<b>Getting credit</b> (rank)	116	Time to import (days)	8		
<b>Dealing with construction permits</b> (rank)	147	DTF score for getting credit (0–100)	35.00	Cost to import (US\$ per container)	1,615		
DTF score for dealing with construction permits (0–100)	61.06	Strength of legal rights index (0–12)	7				
Procedures (number)	9	Depth of credit information index (0–8)	0	<b>Enforcing contracts</b> (rank)	160		
Time (days)	44.2	Credit bureau coverage (% of adults)	0.0	DTF score for enforcing contracts (0–100)	41.61		
Cost (% of warehouse value)	0.2	Credit registry coverage (% of adults)	0.0	Procedures (number)	38		
		<b>Protecting minority investors</b> (rank)	177	Time (days)	1,340		
<b>Getting electricity</b> (rank)	118	DTF score for protecting minority investors (0–100)	30.83	Cost (% of claim)	19.7		
DTF score for getting electricity (0–100)	67.51	Extent of conflict of interest regulation index (0–10)	3.3				
Procedures (number)	7	Extent of shareholder governance index (0–10)	2.8	<b>Resolving insolvency</b> (rank)	26		
Time (days)	87	Strength of minority investor protection index (0–10)	3.1	DTF score for resolving insolvency (0–100)	74.09		
Cost (% of income per capita)	64.0			Time (years)	1.8		
		<b>Paying taxes</b> (rank)	92	Cost (% of estate)	15		
		DTF score for paying taxes (0–100)	72.99	Recovery rate (cents on the dollar)	65.1		
		Payments (number per year)	27	Strength of insolvency framework index (0–16)	12.5		
		Time (hours per year)	237				
		Total tax rate (% of profit)	34.6				

Note: For resolving insolvency, an economy for which "no practice" is recorded for time and cost receives a score of 0 on the strength of insolvency framework index even if its legal framework includes provisions related to insolvency proceedings (liquidation or reorganization). Most indicator sets refer to a case scenario in the largest business city of an economy, except for 11 economies for which the data are a population-weighted average for the 2 largest business cities. See the data notes for more details.

✓ Reform making it easier to do business    ✗ Change making it more difficult to do business

<b>BELARUS</b>		<b>Europe &amp; Central Asia</b>		<b>GNI per capita (US\$)</b>	
<b>Ease of doing business rank (1–189)</b>		<b>Overall distance to frontier (DTF) score (0–100)</b>		<b>Population (m)</b>	
<b>Starting a business</b> (rank)	40	<b>Registering property</b> (rank)	3	<b>Trading across borders</b> (rank)	145
DTF score for starting a business (0–100)	91.88	DTF score for registering property (0–100)	96.67	DTF score for trading across borders (0–100)	59.09
Procedures (number)	5	Procedures (number)	2	Documents to export (number)	8
Time (days)	9	Time (days)	4	Time to export (days)	15
Cost (% of income per capita)	0.8	Cost (% of property value)	0.0	Cost to export (US\$ per container)	1,460
Minimum capital (% of income per capita)	0.0			Documents to import (number)	10
		<b>Getting credit</b> (rank)	104	Time to import (days)	30
<b>Dealing with construction permits</b> (rank)	51	DTF score for getting credit (0–100)	40.00	Cost to import (US\$ per container)	2,265
DTF score for dealing with construction permits (0–100)	78.20	Strength of legal rights index (0–12)	2		
Procedures (number)	14	Depth of credit information index (0–8)	6	<b>Enforcing contracts</b> (rank)	7
Time (days)	114	Credit bureau coverage (% of adults)	0.0	DTF score for enforcing contracts (0–100)	78.70
Cost (% of warehouse value)	0.8	Credit registry coverage (% of adults)	64.5	Procedures (number)	29
				Time (days)	275
<b>Getting electricity</b> (rank)	148	<b>Protecting minority investors</b> (rank)	94	Cost (% of claim)	23.4
DTF score for getting electricity (0–100)	59.90	DTF score for protecting minority investors (0–100)	51.67		
Procedures (number)	7	Extent of conflict of interest regulation index (0–10)	5.0	<b>Resolving insolvency</b> (rank)	68
Time (days)	131	Extent of shareholder governance index (0–10)	5.3	DTF score for resolving insolvency (0–100)	48.18
Cost (% of income per capita)	364.1	Strength of minority investor protection index (0–10)	5.2	Time (years)	3.0
		✓ <b>Paying taxes</b> (rank)	60	Cost (% of estate)	22
		DTF score for paying taxes (0–100)	78.29	Recovery rate (cents on the dollar)	37.3
		Payments (number per year)	7	Strength of insolvency framework index (0–16)	9
		Time (hours per year)	183		
		Total tax rate (% of profit)	52.0		
<b>BELGIUM</b>		<b>OECD high income</b>		<b>GNI per capita (US\$)</b>	
<b>Ease of doing business rank (1–189)</b>		<b>Overall distance to frontier (DTF) score (0–100)</b>		<b>Population (m)</b>	
<b>Starting a business</b> (rank)	14	<b>Registering property</b> (rank)	171	<b>Trading across borders</b> (rank)	26
DTF score for starting a business (0–100)	94.42	DTF score for registering property (0–100)	42.27	DTF score for trading across borders (0–100)	85.55
Procedures (number)	3	Procedures (number)	8	Documents to export (number)	4
Time (days)	4	Time (days)	64	Time to export (days)	9
Cost (% of income per capita)	5.0	Cost (% of property value)	12.7	Cost to export (US\$ per container)	1,240
Minimum capital (% of income per capita)	18.2			Documents to import (number)	4
		<b>Getting credit</b> (rank)	89	Time to import (days)	8
<b>Dealing with construction permits</b> (rank)	82	DTF score for getting credit (0–100)	45.00	Cost to import (US\$ per container)	1,400
DTF score for dealing with construction permits (0–100)	73.68	Strength of legal rights index (0–12)	4		
Procedures (number)	10	Depth of credit information index (0–8)	5	<b>Enforcing contracts</b> (rank)	10
Time (days)	212	Credit bureau coverage (% of adults)	0.0	DTF score for enforcing contracts (0–100)	77.67
Cost (% of warehouse value)	1.1	Credit registry coverage (% of adults)	96.4	Procedures (number)	26
				Time (days)	505
<b>Getting electricity</b> (rank)	99	<b>Protecting minority investors</b> (rank)	40	Cost (% of claim)	17.7
DTF score for getting electricity (0–100)	72.81	DTF score for protecting minority investors (0–100)	61.67		
Procedures (number)	6	Extent of conflict of interest regulation index (0–10)	7.0	✗ <b>Resolving insolvency</b> (rank)	11
Time (days)	88	Extent of shareholder governance index (0–10)	5.3	DTF score for resolving insolvency (0–100)	83.87
Cost (% of income per capita)	92.3	Strength of minority investor protection index (0–10)	6.2	Time (years)	0.9
				Cost (% of estate)	4
		<b>Paying taxes</b> (rank)	81	Recovery rate (cents on the dollar)	89.1
		DTF score for paying taxes (0–100)	74.18	Strength of insolvency framework index (0–16)	11.5
		Payments (number per year)	11		
		Time (hours per year)	160		
		Total tax rate (% of profit)	57.8		
<b>BELIZE</b>		<b>Latin America &amp; Caribbean</b>		<b>GNI per capita (US\$)</b>	
<b>Ease of doing business rank (1–189)</b>		<b>Overall distance to frontier (DTF) score (0–100)</b>		<b>Population (m)</b>	
<b>Starting a business</b> (rank)	148	<b>Registering property</b> (rank)	120	<b>Trading across borders</b> (rank)	91
DTF score for starting a business (0–100)	72.38	DTF score for registering property (0–100)	60.61	DTF score for trading across borders (0–100)	73.17
Procedures (number)	9	Procedures (number)	8	Documents to export (number)	5
Time (days)	43	Time (days)	59	Time to export (days)	17
Cost (% of income per capita)	41.4	Cost (% of property value)	4.8	Cost to export (US\$ per container)	1,355
Minimum capital (% of income per capita)	0.0			Documents to import (number)	7
		<b>Getting credit</b> (rank)	160	Time to import (days)	19
<b>Dealing with construction permits</b> (rank)	69	DTF score for getting credit (0–100)	20.00	Cost to import (US\$ per container)	1,580
DTF score for dealing with construction permits (0–100)	75.35	Strength of legal rights index (0–12)	4		
Procedures (number)	15	Depth of credit information index (0–8)	0	<b>Enforcing contracts</b> (rank)	170
Time (days)	110	Credit bureau coverage (% of adults)	0.0	DTF score for enforcing contracts (0–100)	37.38
Cost (% of warehouse value)	1.9	Credit registry coverage (% of adults)	0.0	Procedures (number)	51
				Time (days)	892
<b>Getting electricity</b> (rank)	54	<b>Protecting minority investors</b> (rank)	169	Cost (% of claim)	27.5
DTF score for getting electricity (0–100)	80.62	DTF score for protecting minority investors (0–100)	35.83		
Procedures (number)	5	Extent of conflict of interest regulation index (0–10)	4.3	<b>Resolving insolvency</b> (rank)	71
Time (days)	66	Extent of shareholder governance index (0–10)	2.8	DTF score for resolving insolvency (0–100)	47.94
Cost (% of income per capita)	319.5	Strength of minority investor protection index (0–10)	3.6	Time (years)	2.0
				Cost (% of estate)	23
		<b>Paying taxes</b> (rank)	61	Recovery rate (cents on the dollar)	54.2
		DTF score for paying taxes (0–100)	78.17	Strength of insolvency framework index (0–16)	6
		Payments (number per year)	29		
		Time (hours per year)	147		
		Total tax rate (% of profit)	31.1		

Note: For resolving insolvency, an economy for which "no practice" is recorded for time and cost receives a score of 0 on the strength of insolvency framework index even if its legal framework includes provisions related to insolvency proceedings (liquidation or reorganization). Most indicator sets refer to a case scenario in the largest business city of an economy, except for 11 economies for which the data are a population-weighted average for the 2 largest business cities. See the data notes for more details.

✓ Reform making it easier to do business ✗ Change making it more difficult to do business

BENIN		Sub-Saharan Africa		GNI per capita (US\$)		790	
Ease of doing business rank (1–189)		Overall distance to frontier (DTF) score (0–100)		Population (m)		10.3	
✓ Starting a business (rank)	117	Registering property (rank)	165	✓ Trading across borders (rank)	121		
DTF score for starting a business (0–100)	80.91	DTF score for registering property (0–100)	46.61	DTF score for trading across borders (0–100)	66.45		
Procedures (number)	7	Procedures (number)	4	Documents to export (number)	7		
Time (days)	12	Time (days)	120	Time to export (days)	25		
Cost (% of income per capita)	55.8	Cost (% of property value)	11.7	Cost to export (US\$ per container)	1,052		
Minimum capital (% of income per capita)	6.3			Documents to import (number)	7		
		Getting credit (rank)	116	Time to import (days)	25		
Dealing with construction permits (rank)	64	DTF score for getting credit (0–100)	35.00	Cost to import (US\$ per container)	1,487		
DTF score for dealing with construction permits (0–100)	75.87	Strength of legal rights index (0–12)	6				
Procedures (number)	13	Depth of credit information index (0–8)	1	✓ Enforcing contracts (rank)	167		
Time (days)	111	Credit bureau coverage (% of adults)	0.0	DTF score for enforcing contracts (0–100)	37.73		
Cost (% of warehouse value)	3.2	Credit registry coverage (% of adults)	10.0	Procedures (number)	41		
		Protecting minority investors (rank)	135	Time (days)	750		
Getting electricity (rank)	173	DTF score for protecting minority investors (0–100)	44.17	Cost (% of claim)	64.7		
DTF score for getting electricity (0–100)	45.12	Extent of conflict of interest regulation index (0–10)	4.3				
Procedures (number)	5	Extent of shareholder governance index (0–10)	4.5	Resolving insolvency (rank)	115		
Time (days)	90	Strength of minority investor protection index (0–10)	4.4	DTF score for resolving insolvency (0–100)	38.08		
Cost (% of income per capita)	14,654.9			Time (years)	4.0		
		Paying taxes (rank)	178	Cost (% of estate)	22		
		DTF score for paying taxes (0–100)	41.02	Recovery rate (cents on the dollar)	18.5		
		Payments (number per year)	55	Strength of insolvency framework index (0–16)	9		
		Time (hours per year)	270				
		Total tax rate (% of profit)	63.3				
BHUTAN		South Asia		GNI per capita (US\$)		2,460	
Ease of doing business rank (1–189)		Overall distance to frontier (DTF) score (0–100)		Population (m)		0.8	
Starting a business (rank)	92	Registering property (rank)	86	Trading across borders (rank)	165		
DTF score for starting a business (0–100)	85.01	DTF score for registering property (0–100)	68.82	DTF score for trading across borders (0–100)	43.10		
Procedures (number)	8	Procedures (number)	3	Documents to export (number)	9		
Time (days)	17	Time (days)	92	Time to export (days)	38		
Cost (% of income per capita)	4.4	Cost (% of property value)	5.0	Cost to export (US\$ per container)	2,230		
Minimum capital (% of income per capita)	0.0			Documents to import (number)	11		
		Getting credit (rank)	71	Time to import (days)	37		
Dealing with construction permits (rank)	131	DTF score for getting credit (0–100)	50.00	Cost to import (US\$ per container)	2,330		
DTF score for dealing with construction permits (0–100)	64.51	Strength of legal rights index (0–12)	4				
Procedures (number)	21	Depth of credit information index (0–8)	6	Enforcing contracts (rank)	74		
Time (days)	150	Credit bureau coverage (% of adults)	18.0	DTF score for enforcing contracts (0–100)	61.42		
Cost (% of warehouse value)	1.3	Credit registry coverage (% of adults)	0.0	Procedures (number)	47		
		Protecting minority investors (rank)	104	Time (days)	225		
Getting electricity (rank)	72	DTF score for protecting minority investors (0–100)	50.00	Cost (% of claim)	23.1		
DTF score for getting electricity (0–100)	78.28	Extent of conflict of interest regulation index (0–10)	4.0				
Procedures (number)	5	Extent of shareholder governance index (0–10)	6.0	Resolving insolvency (rank)	189		
Time (days)	74	Strength of minority investor protection index (0–10)	5.0	DTF score for resolving insolvency (0–100)	0.00		
Cost (% of income per capita)	606.5			Time (years)	NO PRACTICE		
		Paying taxes (rank)	86	Cost (% of estate)	NO PRACTICE		
		DTF score for paying taxes (0–100)	73.55	Recovery rate (cents on the dollar)	0.0		
		Payments (number per year)	19	Strength of insolvency framework index (0–16)	0		
		Time (hours per year)	274				
		Total tax rate (% of profit)	38.7				
BOLIVIA		Latin America & Caribbean		GNI per capita (US\$)		2,550	
Ease of doing business rank (1–189)		Overall distance to frontier (DTF) score (0–100)		Population (m)		10.7	
Starting a business (rank)	171	Registering property (rank)	130	✗ Trading across borders (rank)	125		
DTF score for starting a business (0–100)	59.07	DTF score for registering property (0–100)	58.55	DTF score for trading across borders (0–100)	65.79		
Procedures (number)	15	Procedures (number)	7	Documents to export (number)	7		
Time (days)	49	Time (days)	91	Time to export (days)	22		
Cost (% of income per capita)	64.4	Cost (% of property value)	4.7	Cost to export (US\$ per container)	1,440		
Minimum capital (% of income per capita)	1.6			Documents to import (number)	6		
		Getting credit (rank)	116	Time to import (days)	28		
Dealing with construction permits (rank)	129	DTF score for getting credit (0–100)	35.00	Cost to import (US\$ per container)	1,745		
DTF score for dealing with construction permits (0–100)	64.97	Strength of legal rights index (0–12)	0				
Procedures (number)	12	Depth of credit information index (0–8)	7	Enforcing contracts (rank)	111		
Time (days)	275	Credit bureau coverage (% of adults)	39.0	DTF score for enforcing contracts (0–100)	54.93		
Cost (% of warehouse value)	1.1	Credit registry coverage (% of adults)	15.1	Procedures (number)	40		
		Protecting minority investors (rank)	160	Time (days)	591		
Getting electricity (rank)	127	DTF score for protecting minority investors (0–100)	40.83	Cost (% of claim)	33.2		
DTF score for getting electricity (0–100)	65.33	Extent of conflict of interest regulation index (0–10)	4.0				
Procedures (number)	8	Extent of shareholder governance index (0–10)	4.2	Resolving insolvency (rank)	96		
Time (days)	42	Strength of minority investor protection index (0–10)	4.1	DTF score for resolving insolvency (0–100)	42.82		
Cost (% of income per capita)	829.3			Time (years)	1.8		
		Paying taxes (rank)	189	Cost (% of estate)	15		
		DTF score for paying taxes (0–100)	12.18	Recovery rate (cents on the dollar)	38.9		
		Payments (number per year)	42	Strength of insolvency framework index (0–16)	7		
		Time (hours per year)	1,025				
		Total tax rate (% of profit)	83.7				

Note: For resolving insolvency, an economy for which "no practice" is recorded for time and cost receives a score of 0 on the strength of insolvency framework index even if its legal framework includes provisions related to insolvency proceedings (liquidation or reorganization). Most indicator sets refer to a case scenario in the largest business city of an economy, except for 11 economies for which the data are a population-weighted average for the 2 largest business cities. See the data notes for more details.



✓ Reform making it easier to do business ✗ Change making it more difficult to do business

<b>BOSNIA AND HERZEGOVINA</b>		<b>Europe &amp; Central Asia</b>		<b>GNI per capita (US\$)</b>	
<b>Ease of doing business rank (1–189)</b>	<b>107</b>	<b>Overall distance to frontier (DTF) score (0–100)</b>	<b>60.55</b>	<b>Population (m)</b>	<b>4,740</b>
<b>Starting a business (rank)</b>	147	<b>Registering property (rank)</b>	88	<b>Trading across borders (rank)</b>	104
DTF score for starting a business (0–100)	72.51	DTF score for registering property (0–100)	68.12	DTF score for trading across borders (0–100)	69.76
Procedures (number)	11	Procedures (number)	7	Documents to export (number)	8
Time (days)	37	Time (days)	24	Time to export (days)	16
Cost (% of income per capita)	14.6	Cost (% of property value)	5.2	Cost to export (US\$ per container)	1,260
Minimum capital (% of income per capita)	28.6			Documents to import (number)	8
		<b>Getting credit (rank)</b>	36	Time to import (days)	13
<b>Dealing with construction permits (rank)</b>	182	DTF score for getting credit (0–100)	65.00	Cost to import (US\$ per container)	1,200
DTF score for dealing with construction permits (0–100)	39.10	Strength of legal rights index (0–12)	7		
Procedures (number)	15	Depth of credit information index (0–8)	6	<b>Enforcing contracts (rank)</b>	95
Time (days)	179	Credit bureau coverage (% of adults)	8.1	DTF score for enforcing contracts (0–100)	57.64
Cost (% of warehouse value)	19.7	Credit registry coverage (% of adults)	39.7	Procedures (number)	37
				Time (days)	595
<b>Getting electricity (rank)</b>	163	<b>Protecting minority investors (rank)</b>	83	Cost (% of claim)	34.0
DTF score for getting electricity (0–100)	54.72	DTF score for protecting minority investors (0–100)	54.17		
Procedures (number)	8	Extent of conflict of interest regulation index (0–10)	4.7	<b>Resolving insolvency (rank)</b>	34
Time (days)	125	Extent of shareholder governance index (0–10)	6.2	DTF score for resolving insolvency (0–100)	66.21
Cost (% of income per capita)	484.4	Strength of minority investor protection index (0–10)	5.4	Time (years)	3.3
		<b>Paying taxes (rank)</b>	151	Cost (% of estate)	9
		DTF score for paying taxes (0–100)	58.22	Recovery rate (cents on the dollar)	35.9
		Payments (number per year)	45	Strength of insolvency framework index (0–16)	15
		Time (hours per year)	407		
		Total tax rate (% of profit)	23.3		

<b>BOTSWANA</b>		<b>Sub-Saharan Africa</b>		<b>GNI per capita (US\$)</b>	
<b>Ease of doing business rank (1–189)</b>	<b>74</b>	<b>Overall distance to frontier (DTF) score (0–100)</b>	<b>64.87</b>	<b>Population (m)</b>	<b>2.0</b>
<b>Starting a business (rank)</b>	149	<b>Registering property (rank)</b>	51	<b>Trading across borders (rank)</b>	157
DTF score for starting a business (0–100)	71.68	DTF score for registering property (0–100)	78.13	DTF score for trading across borders (0–100)	52.02
Procedures (number)	10	Procedures (number)	4	Documents to export (number)	6
Time (days)	60	Time (days)	15	Time to export (days)	27
Cost (% of income per capita)	1.0	Cost (% of property value)	5.1	Cost to export (US\$ per container)	3,145
Minimum capital (% of income per capita)	0.0			Documents to import (number)	6
		<b>Getting credit (rank)</b>	61	Time to import (days)	35
<b>Dealing with construction permits (rank)</b>	93	DTF score for getting credit (0–100)	55.00	Cost to import (US\$ per container)	3,710
DTF score for dealing with construction permits (0–100)	71.43	Strength of legal rights index (0–12)	5		
Procedures (number)	20	Depth of credit information index (0–8)	6	<b>Enforcing contracts (rank)</b>	61
Time (days)	110	Credit bureau coverage (% of adults)	51.7	DTF score for enforcing contracts (0–100)	64.02
Cost (% of warehouse value)	0.3	Credit registry coverage (% of adults)	0.0	Procedures (number)	28
				Time (days)	625
<b>Getting electricity (rank)</b>	103	<b>Protecting minority investors (rank)</b>	106	Cost (% of claim)	39.8
DTF score for getting electricity (0–100)	72.56	DTF score for protecting minority investors (0–100)	49.17		
Procedures (number)	5	Extent of conflict of interest regulation index (0–10)	6.0	<b>Resolving insolvency (rank)</b>	49
Time (days)	121	Extent of shareholder governance index (0–10)	3.8	DTF score for resolving insolvency (0–100)	57.17
Cost (% of income per capita)	340.4	Strength of minority investor protection index (0–10)	4.9	Time (years)	1.7
		<b>Paying taxes (rank)</b>	67	Cost (% of estate)	18
		DTF score for paying taxes (0–100)	77.47	Recovery rate (cents on the dollar)	62.7
		Payments (number per year)	34	Strength of insolvency framework index (0–16)	7.5
		Time (hours per year)	152		
		Total tax rate (% of profit)	25.3		

<b>BRAZIL</b>		<b>Latin America &amp; Caribbean</b>		<b>GNI per capita (US\$)</b>	
<b>Ease of doing business rank (1–189)</b>	<b>120</b>	<b>Overall distance to frontier (DTF) score (0–100)</b>	<b>58.01</b>	<b>Population (m)</b>	<b>200.4</b>
<b>Starting a business (rank)</b>	167	<b>Registering property (rank)</b>	138	<b>Trading across borders (rank)</b>	123
DTF score for starting a business (0–100)	63.37	DTF score for registering property (0–100)	56.18	DTF score for trading across borders (0–100)	66.11
Procedures (number)	11.6	Procedures (number)	13.6	Documents to export (number)	6
Time (days)	83.6	Time (days)	31.7	Time to export (days)	13.4
Cost (% of income per capita)	4.3	Cost (% of property value)	2.5	Cost to export (US\$ per container)	2,323
Minimum capital (% of income per capita)	0.0			Documents to import (number)	8
		<b>Getting credit (rank)</b>	89	Time to import (days)	17
<b>Dealing with construction permits (rank)</b>	174	DTF score for getting credit (0–100)	45.00	Cost to import (US\$ per container)	2,323
DTF score for dealing with construction permits (0–100)	48.31	Strength of legal rights index (0–12)	2		
Procedures (number)	18.2	Depth of credit information index (0–8)	7	<b>Enforcing contracts (rank)</b>	118
Time (days)	426.1	Credit bureau coverage (% of adults)	63.6	DTF score for enforcing contracts (0–100)	53.60
Cost (% of warehouse value)	0.4	Credit registry coverage (% of adults)	52.5	Procedures (number)	43.6
				Time (days)	731
<b>Getting electricity (rank)</b>	19	<b>Protecting minority investors (rank)</b>	35	Cost (% of claim)	16.5
DTF score for getting electricity (0–100)	89.20	DTF score for protecting minority investors (0–100)	62.50		
Procedures (number)	4	Extent of conflict of interest regulation index (0–10)	5.7	<b>Resolving insolvency (rank)</b>	55
Time (days)	53.3	Extent of shareholder governance index (0–10)	6.8	DTF score for resolving insolvency (0–100)	54.52
Cost (% of income per capita)	31.6	Strength of minority investor protection index (0–10)	6.3	Time (years)	4.0
		<b>Paying taxes (rank)</b>	177	Cost (% of estate)	12
		DTF score for paying taxes (0–100)	41.31	Recovery rate (cents on the dollar)	25.8
		Payments (number per year)	9	Strength of insolvency framework index (0–16)	13
		Time (hours per year)	2,600		
		Total tax rate (% of profit)	69.0		

Note: For resolving insolvency, an economy for which "no practice" is recorded for time and cost receives a score of 0 on the strength of insolvency framework index even if its legal framework includes provisions related to insolvency proceedings (liquidation or reorganization). Most indicator sets refer to a case scenario in the largest business city of an economy, except for 11 economies for which the data are a population-weighted average for the 2 largest business cities. See the data notes for more details.

✓ Reform making it easier to do business ✗ Change making it more difficult to do business

<b>BRUNEI DARUSSALAM</b>		<b>East Asia &amp; Pacific</b>		<b>GNI per capita (US\$)</b>	
<b>Ease of doing business rank (1–189)</b>	<b>101</b>	<b>Overall distance to frontier (DTF) score (0–100)</b>	<b>61.26</b>	<b>Population (m)</b>	<b>39,943</b>
<b>Starting a business</b> (rank)	179	<b>Registering property</b> (rank)	162	<b>Trading across borders</b> (rank)	46
DTF score for starting a business (0–100)	53.12	DTF score for registering property (0–100)	48.65	DTF score for trading across borders (0–100)	80.87
Procedures (number)	15	Procedures (number)	7	Documents to export (number)	5
Time (days)	101	Time (days)	298	Time to export (days)	19
Cost (% of income per capita)	10.4	Cost (% of property value)	0.6	Cost to export (US\$ per container)	705
Minimum capital (% of income per capita)	0.0			Documents to import (number)	5
✓ <b>Dealing with construction permits</b> (rank)	53	<b>Getting credit</b> (rank)	89	Time to import (days)	15
DTF score for dealing with construction permits (0–100)	77.93	DTF score for getting credit (0–100)	45.00	Cost to import (US\$ per container)	770
Procedures (number)	17	Strength of legal rights index (0–12)	4	<b>Enforcing contracts</b> (rank)	139
Time (days)	88	Depth of credit information index (0–8)	5	DTF score for enforcing contracts (0–100)	47.76
Cost (% of warehouse value)	0.1	Credit bureau coverage (% of adults)	0.0	Procedures (number)	47
		Credit registry coverage (% of adults)	56.6	Time (days)	540
<b>Getting electricity</b> (rank)	42	<b>Protecting minority investors</b> (rank)	110	Cost (% of claim)	36.6
DTF score for getting electricity (0–100)	83.22	DTF score for protecting minority investors (0–100)	47.50	<b>Resolving insolvency</b> (rank)	88
Procedures (number)	5	Extent of conflict of interest regulation index (0–10)	4.7	DTF score for resolving insolvency (0–100)	44.17
Time (days)	56	Extent of shareholder governance index (0–10)	4.8	Time (years)	2.5
Cost (% of income per capita)	38.6	Strength of minority investor protection index (0–10)	4.8	Cost (% of estate)	4
		✓ <b>Paying taxes</b> (rank)	30	Recovery rate (cents on the dollar)	47.2
		DTF score for paying taxes (0–100)	84.40	Strength of insolvency framework index (0–16)	6
		Payments (number per year)	27		
		Time (hours per year)	93		
		Total tax rate (% of profit)	15.8		

<b>BULGARIA</b>		<b>Europe &amp; Central Asia</b>		<b>GNI per capita (US\$)</b>	
<b>Ease of doing business rank (1–189)</b>	<b>38</b>	<b>Overall distance to frontier (DTF) score (0–100)</b>	<b>71.80</b>	<b>Population (m)</b>	<b>7,030</b>
✓ <b>Starting a business</b> (rank)	49	<b>Registering property</b> (rank)	57	<b>Trading across borders</b> (rank)	57
DTF score for starting a business (0–100)	91.09	DTF score for registering property (0–100)	75.36	DTF score for trading across borders (0–100)	78.34
Procedures (number)	4	Procedures (number)	7	Documents to export (number)	4
Time (days)	18	Time (days)	10	Time to export (days)	18
Cost (% of income per capita)	0.8	Cost (% of property value)	2.9	Cost to export (US\$ per container)	1,375
Minimum capital (% of income per capita)	0.0			Documents to import (number)	5
<b>Dealing with construction permits</b> (rank)	101	<b>Getting credit</b> (rank)	23	Time to import (days)	17
DTF score for dealing with construction permits (0–100)	69.85	DTF score for getting credit (0–100)	70.00	Cost to import (US\$ per container)	1,365
Procedures (number)	16	Strength of legal rights index (0–12)	9	<b>Enforcing contracts</b> (rank)	75
Time (days)	110	Depth of credit information index (0–8)	5	DTF score for enforcing contracts (0–100)	61.27
Cost (% of warehouse value)	4.5	Credit bureau coverage (% of adults)	0.0	Procedures (number)	38
		Credit registry coverage (% of adults)	62.9	Time (days)	564
<b>Getting electricity</b> (rank)	125	<b>Protecting minority investors</b> (rank)	14	Cost (% of claim)	23.8
DTF score for getting electricity (0–100)	65.78	DTF score for protecting minority investors (0–100)	68.33	<b>Resolving insolvency</b> (rank)	38
Procedures (number)	6	Extent of conflict of interest regulation index (0–10)	6.3	DTF score for resolving insolvency (0–100)	64.75
Time (days)	130	Extent of shareholder governance index (0–10)	7.3	Time (years)	3.3
Cost (% of income per capita)	320.4	Strength of minority investor protection index (0–10)	6.8	Cost (% of estate)	9
		<b>Paying taxes</b> (rank)	89	Recovery rate (cents on the dollar)	33.2
		DTF score for paying taxes (0–100)	73.18	Strength of insolvency framework index (0–16)	15
		Payments (number per year)	13		
		Time (hours per year)	454		
		Total tax rate (% of profit)	27.0		

<b>BURKINA FASO</b>		<b>Sub-Saharan Africa</b>		<b>GNI per capita (US\$)</b>	
<b>Ease of doing business rank (1–189)</b>	<b>167</b>	<b>Overall distance to frontier (DTF) score (0–100)</b>	<b>48.36</b>	<b>Population (m)</b>	<b>670</b>
<b>Starting a business</b> (rank)	153	<b>Registering property</b> (rank)	147	<b>Trading across borders</b> (rank)	174
DTF score for starting a business (0–100)	69.06	DTF score for registering property (0–100)	53.79	DTF score for trading across borders (0–100)	29.51
Procedures (number)	3	Procedures (number)	4	Documents to export (number)	10
Time (days)	13	Time (days)	67	Time to export (days)	41
Cost (% of income per capita)	44.7	Cost (% of property value)	12.3	Cost to export (US\$ per container)	2,305
Minimum capital (% of income per capita)	308.5			Documents to import (number)	12
<b>Dealing with construction permits</b> (rank)	75	<b>Getting credit</b> (rank)	131	Time to import (days)	49
DTF score for dealing with construction permits (0–100)	74.55	DTF score for getting credit (0–100)	30.00	Cost to import (US\$ per container)	4,330
Procedures (number)	11	Strength of legal rights index (0–12)	6	<b>Enforcing contracts</b> (rank)	153
Time (days)	112	Depth of credit information index (0–8)	0	DTF score for enforcing contracts (0–100)	43.83
Cost (% of warehouse value)	5.5	Credit bureau coverage (% of adults)	0.0	Procedures (number)	37
		Credit registry coverage (% of adults)	2.0	Time (days)	446
<b>Getting electricity</b> (rank)	177	✓ <b>Protecting minority investors</b> (rank)	122	Cost (% of claim)	81.7
DTF score for getting electricity (0–100)	40.82	DTF score for protecting minority investors (0–100)	45.83	<b>Resolving insolvency</b> (rank)	115
Procedures (number)	4	Extent of conflict of interest regulation index (0–10)	4.7	DTF score for resolving insolvency (0–100)	38.08
Time (days)	158	Extent of shareholder governance index (0–10)	4.5	Time (years)	4.0
Cost (% of income per capita)	11,057.1	Strength of minority investor protection index (0–10)	4.6	Cost (% of estate)	21
		<b>Paying taxes</b> (rank)	152	Recovery rate (cents on the dollar)	18.5
		DTF score for paying taxes (0–100)	58.08	Strength of insolvency framework index (0–16)	9
		Payments (number per year)	45		
		Time (hours per year)	270		
		Total tax rate (% of profit)	41.3		

Note: For resolving insolvency, an economy for which "no practice" is recorded for time and cost receives a score of 0 on the strength of insolvency framework index even if its legal framework includes provisions related to insolvency proceedings (liquidation or reorganization). Most indicator sets refer to a case scenario in the largest business city of an economy, except for 11 economies for which the data are a population-weighted average for the 2 largest business cities. See the data notes for more details.

✓ Reform making it easier to do business ✗ Change making it more difficult to do business

<b>BURUNDI</b>		<b>Sub-Saharan Africa</b>		<b>GNI per capita (US\$)</b>	
<b>Ease of doing business rank (1-189)</b>	<b>152</b>	<b>Overall distance to frontier (DTF) score (0-100)</b>	<b>51.07</b>	<b>Population (m)</b>	<b>280</b>
<b>Starting a business (rank)</b>	18	<b>Registering property (rank)</b>	48	<b>Trading across borders (rank)</b>	169
DTF score for starting a business (0-100)	94.25	DTF score for registering property (0-100)	78.38	DTF score for trading across borders (0-100)	37.50
Procedures (number)	3	Procedures (number)	5	Documents to export (number)	9
Time (days)	5	Time (days)	23	Time to export (days)	32
Cost (% of income per capita)	13.4	Cost (% of property value)	3.2	Cost to export (US\$ per container)	2,905
Minimum capital (% of income per capita)	0.0			Documents to import (number)	9
		<b>Getting credit (rank)</b>	171	Time to import (days)	43
<b>Dealing with construction permits (rank)</b>	133	DTF score for getting credit (0-100)	10.00	Cost to import (US\$ per container)	4,420
DTF score for dealing with construction permits (0-100)	64.16	Strength of legal rights index (0-12)	2		
Procedures (number)	14	Depth of credit information index (0-8)	0	<b>Enforcing contracts (rank)</b>	158
Time (days)	99	Credit bureau coverage (% of adults)	0.0	DTF score for enforcing contracts (0-100)	42.15
Cost (% of warehouse value)	10.1	Credit registry coverage (% of adults)	3.9	Procedures (number)	44
		<b>Protecting minority investors (rank)</b>	94	Time (days)	832
<b>Getting electricity (rank)</b>	182	DTF score for protecting minority investors (0-100)	51.67	Cost (% of claim)	38.6
DTF score for getting electricity (0-100)	35.27	Extent of conflict of interest regulation index (0-10)	6.3		
Procedures (number)	5	Extent of shareholder governance index (0-10)	4.0	<b>Resolving insolvency (rank)</b>	144
Time (days)	158	Strength of minority investor protection index (0-10)	5.2	DTF score for resolving insolvency (0-100)	30.55
Cost (% of income per capita)	16,367.3			Time (years)	5.0
		<b>Paying taxes (rank)</b>	124	Cost (% of estate)	30
		DTF score for paying taxes (0-100)	66.78	Recovery rate (cents on the dollar)	7.4
		Payments (number per year)	25	Strength of insolvency framework index (0-16)	8.5
		Time (hours per year)	274		
		Total tax rate (% of profit)	45.7		

<b>CABO VERDE</b>		<b>Sub-Saharan Africa</b>		<b>GNI per capita (US\$)</b>	
<b>Ease of doing business rank (1-189)</b>	<b>122</b>	<b>Overall distance to frontier (DTF) score (0-100)</b>	<b>57.94</b>	<b>Population (m)</b>	<b>0.5</b>
<b>Starting a business (rank)</b>	78	<b>Registering property (rank)</b>	62	<b>Trading across borders (rank)</b>	101
DTF score for starting a business (0-100)	87.00	DTF score for registering property (0-100)	74.50	DTF score for trading across borders (0-100)	70.92
Procedures (number)	7	Procedures (number)	6	Documents to export (number)	7
Time (days)	10	Time (days)	22	Time to export (days)	20
Cost (% of income per capita)	14.3	Cost (% of property value)	3.7	Cost to export (US\$ per container)	1,125
Minimum capital (% of income per capita)	0.0			Documents to import (number)	7
		✓ <b>Getting credit (rank)</b>	104	Time to import (days)	20
<b>Dealing with construction permits (rank)</b>	114	DTF score for getting credit (0-100)	40.00	Cost to import (US\$ per container)	925
DTF score for dealing with construction permits (0-100)	67.53	Strength of legal rights index (0-12)	2		
Procedures (number)	16	Depth of credit information index (0-8)	6	<b>Enforcing contracts (rank)</b>	39
Time (days)	140	Credit bureau coverage (% of adults)	0.0	DTF score for enforcing contracts (0-100)	67.61
Cost (% of warehouse value)	4.1	Credit registry coverage (% of adults)	16.7	Procedures (number)	37
		<b>Protecting minority investors (rank)</b>	170	Time (days)	425
<b>Getting electricity (rank)</b>	133	DTF score for protecting minority investors (0-100)	35.00	Cost (% of claim)	19.8
DTF score for getting electricity (0-100)	63.80	Extent of conflict of interest regulation index (0-10)	4.0		
Procedures (number)	7	Extent of shareholder governance index (0-10)	3.0	<b>Resolving insolvency (rank)</b>	189
Time (days)	88	Strength of minority investor protection index (0-10)	3.5	DTF score for resolving insolvency (0-100)	0.00
Cost (% of income per capita)	932.2			Time (years)	NO PRACTICE
		<b>Paying taxes (rank)</b>	91	Cost (% of estate)	NO PRACTICE
		DTF score for paying taxes (0-100)	73.05	Recovery rate (cents on the dollar)	0.0
		Payments (number per year)	30	Strength of insolvency framework index (0-16)	0
		Time (hours per year)	186		
		Total tax rate (% of profit)	36.5		

<b>CAMBODIA</b>		<b>East Asia &amp; Pacific</b>		<b>GNI per capita (US\$)</b>	
<b>Ease of doing business rank (1-189)</b>	<b>135</b>	<b>Overall distance to frontier (DTF) score (0-100)</b>	<b>55.33</b>	<b>Population (m)</b>	<b>950</b>
<b>Starting a business (rank)</b>	184	<b>Registering property (rank)</b>	100	<b>Trading across borders (rank)</b>	124
DTF score for starting a business (0-100)	41.23	DTF score for registering property (0-100)	64.83	DTF score for trading across borders (0-100)	65.92
Procedures (number)	11	Procedures (number)	7	Documents to export (number)	8
Time (days)	101	Time (days)	56	Time to export (days)	22
Cost (% of income per capita)	139.5	Cost (% of property value)	4.4	Cost to export (US\$ per container)	795
Minimum capital (% of income per capita)	26.1			Documents to import (number)	9
		<b>Getting credit (rank)</b>	12	Time to import (days)	24
<b>Dealing with construction permits (rank)</b>	183	DTF score for getting credit (0-100)	80.00	Cost to import (US\$ per container)	930
DTF score for dealing with construction permits (0-100)	35.54	Strength of legal rights index (0-12)	11		
Procedures (number)	20	Depth of credit information index (0-8)	5	<b>Enforcing contracts (rank)</b>	178
Time (days)	652	Credit bureau coverage (% of adults)	29.3	DTF score for enforcing contracts (0-100)	32.79
Cost (% of warehouse value)	6.7	Credit registry coverage (% of adults)	0.0	Procedures (number)	44
		<b>Protecting minority investors (rank)</b>	92	Time (days)	483
<b>Getting electricity (rank)</b>	139	DTF score for protecting minority investors (0-100)	52.50	Cost (% of claim)	103.4
DTF score for getting electricity (0-100)	62.44	Extent of conflict of interest regulation index (0-10)	5.7		
Procedures (number)	4	Extent of shareholder governance index (0-10)	4.8	<b>Resolving insolvency (rank)</b>	84
Time (days)	168	Strength of minority investor protection index (0-10)	5.3	DTF score for resolving insolvency (0-100)	45.02
Cost (% of income per capita)	2,495.4			Time (years)	6.0
		<b>Paying taxes (rank)</b>	90	Cost (% of estate)	28
		DTF score for paying taxes (0-100)	73.06	Recovery rate (cents on the dollar)	8.2
		Payments (number per year)	40	Strength of insolvency framework index (0-16)	13
		Time (hours per year)	173		
		Total tax rate (% of profit)	21.0		

Note: For resolving insolvency, an economy for which "no practice" is recorded for time and cost receives a score of 0 on the strength of insolvency framework index even if its legal framework includes provisions related to insolvency proceedings (liquidation or reorganization). Most indicator sets refer to a case scenario in the largest business city of an economy, except for 11 economies for which the data are a population-weighted average for the 2 largest business cities. See the data notes for more details.



✓ Reform making it easier to do business ✗ Change making it more difficult to do business

<b>CHAD</b>		<b>Sub-Saharan Africa</b>		<b>GNI per capita (US\$)</b>	
<b>Ease of doing business rank (1-189)</b>	<b>185</b>	<b>Overall distance to frontier (DTF) score (0-100)</b>	<b>37.25</b>	<b>Population (m)</b>	<b>1,020</b>
<b>Starting a business</b> (rank)	185	<b>Registering property</b> (rank)	166	<b>Trading across borders</b> (rank)	182
DTF score for starting a business (0-100)	39.98	DTF score for registering property (0-100)	45.92	DTF score for trading across borders (0-100)	10.68
Procedures (number)	9	Procedures (number)	6	Documents to export (number)	8
Time (days)	60	Time (days)	44	Time to export (days)	70
Cost (% of income per capita)	165.6	Cost (% of property value)	15.2	Cost to export (US\$ per container)	6,615
Minimum capital (% of income per capita)	201.7			Documents to import (number)	11
		<b>Getting credit</b> (rank)	131	Time to import (days)	90
<b>Dealing with construction permits</b> (rank)	123	DTF score for getting credit (0-100)	30.00	Cost to import (US\$ per container)	9,025
DTF score for dealing with construction permits (0-100)	66.09	Strength of legal rights index (0-12)	6		
Procedures (number)	10	Depth of credit information index (0-8)	0	<b>Enforcing contracts</b> (rank)	149
Time (days)	207	Credit bureau coverage (% of adults)	0.0	DTF score for enforcing contracts (0-100)	45.05
Cost (% of warehouse value)	5.9	Credit registry coverage (% of adults)	2.1	Procedures (number)	41
		<b>Protecting minority investors</b> (rank)	146	Time (days)	743
<b>Getting electricity</b> (rank)	174	DTF score for protecting minority investors (0-100)	42.50	Cost (% of claim)	45.7
DTF score for getting electricity (0-100)	44.64	Extent of conflict of interest regulation index (0-10)	4.0		
Procedures (number)	6	Extent of shareholder governance index (0-10)	4.5	<b>Resolving insolvency</b> (rank)	152
Time (days)	67	Strength of minority investor protection index (0-10)	4.3	DTF score for resolving insolvency (0-100)	28.13
Cost (% of income per capita)	7,677.5			Time (years)	4.0
		<b>Paying taxes</b> (rank)	186	Cost (% of estate)	60
		DTF score for paying taxes (0-100)	19.54	Recovery rate (cents on the dollar)	0.0
		Payments (number per year)	54	Strength of insolvency framework index (0-16)	9
		Time (hours per year)	732		
		Total tax rate (% of profit)	63.5		

<b>CHILE</b>		<b>OECD high income</b>		<b>GNI per capita (US\$)</b>	
<b>Ease of doing business rank (1-189)</b>	<b>41</b>	<b>Overall distance to frontier (DTF) score (0-100)</b>	<b>71.24</b>	<b>Population (m)</b>	<b>15,230</b>
<b>Starting a business</b> (rank)	59	<b>Registering property</b> (rank)	45	<b>Trading across borders</b> (rank)	40
DTF score for starting a business (0-100)	89.83	DTF score for registering property (0-100)	78.96	DTF score for trading across borders (0-100)	82.05
Procedures (number)	7	Procedures (number)	6	Documents to export (number)	5
Time (days)	5.5	Time (days)	28.5	Time to export (days)	15
Cost (% of income per capita)	0.7	Cost (% of property value)	1.2	Cost to export (US\$ per container)	910
Minimum capital (% of income per capita)	0.0			Documents to import (number)	5
		<b>Getting credit</b> (rank)	71	Time to import (days)	12
<b>Dealing with construction permits</b> (rank)	62	DTF score for getting credit (0-100)	50.00	Cost to import (US\$ per container)	860
DTF score for dealing with construction permits (0-100)	76.13	Strength of legal rights index (0-12)	4		
Procedures (number)	13	Depth of credit information index (0-8)	6	<b>Enforcing contracts</b> (rank)	64
Time (days)	152	Credit bureau coverage (% of adults)	8.8	DTF score for enforcing contracts (0-100)	63.85
Cost (% of warehouse value)	0.7	Credit registry coverage (% of adults)	44.7	Procedures (number)	36
		<b>Protecting minority investors</b> (rank)	56	Time (days)	480
<b>Getting electricity</b> (rank)	49	DTF score for protecting minority investors (0-100)	58.33	Cost (% of claim)	28.6
DTF score for getting electricity (0-100)	81.34	Extent of conflict of interest regulation index (0-10)	6.7		
Procedures (number)	6	Extent of shareholder governance index (0-10)	5.0	<b>Resolving insolvency</b> (rank)	73
Time (days)	30	Strength of minority investor protection index (0-10)	5.8	DTF score for resolving insolvency (0-100)	47.38
Cost (% of income per capita)	62.1			Time (years)	3.2
		<b>Paying taxes</b> (rank)	29	Cost (% of estate)	15
		DTF score for paying taxes (0-100)	84.50	Recovery rate (cents on the dollar)	30.0
		Payments (number per year)	7	Strength of insolvency framework index (0-16)	10
		Time (hours per year)	291		
		Total tax rate (% of profit)	27.9		

<b>CHINA</b>		<b>East Asia &amp; Pacific</b>		<b>GNI per capita (US\$)</b>	
<b>Ease of doing business rank (1-189)</b>	<b>90</b>	<b>Overall distance to frontier (DTF) score (0-100)</b>	<b>62.58</b>	<b>Population (m)</b>	<b>1,357.4</b>
<b>Starting a business</b> (rank)	128	<b>Registering property</b> (rank)	37	<b>Trading across borders</b> (rank)	98
DTF score for starting a business (0-100)	77.43	DTF score for registering property (0-100)	80.67	DTF score for trading across borders (0-100)	71.68
Procedures (number)	11	Procedures (number)	4	Documents to export (number)	8
Time (days)	31.4	Time (days)	19.5	Time to export (days)	21
Cost (% of income per capita)	0.9	Cost (% of property value)	3.6	Cost to export (US\$ per container)	823
Minimum capital (% of income per capita)	0.0			Documents to import (number)	5
		<b>Getting credit</b> (rank)	71	Time to import (days)	24
<b>Dealing with construction permits</b> (rank)	179	DTF score for getting credit (0-100)	50.00	Cost to import (US\$ per container)	800
DTF score for dealing with construction permits (0-100)	43.75	Strength of legal rights index (0-12)	4		
Procedures (number)	22	Depth of credit information index (0-8)	6	<b>Enforcing contracts</b> (rank)	35
Time (days)	244.3	Credit bureau coverage (% of adults)	0.0	DTF score for enforcing contracts (0-100)	68.21
Cost (% of warehouse value)	7.6	Credit registry coverage (% of adults)	33.2	Procedures (number)	37
		<b>Protecting minority investors</b> (rank)	132	Time (days)	452.8
<b>Getting electricity</b> (rank)	124	DTF score for protecting minority investors (0-100)	45.00	Cost (% of claim)	16.2
DTF score for getting electricity (0-100)	66.35	Extent of conflict of interest regulation index (0-10)	5.0		
Procedures (number)	5.5	Extent of shareholder governance index (0-10)	4.0	<b>Resolving insolvency</b> (rank)	53
Time (days)	143.2	Strength of minority investor protection index (0-10)	4.5	DTF score for resolving insolvency (0-100)	55.31
Cost (% of income per capita)	459.4			Time (years)	1.7
		<b>Paying taxes</b> (rank)	120	Cost (% of estate)	22
		DTF score for paying taxes (0-100)	67.44	Recovery rate (cents on the dollar)	36.0
		Payments (number per year)	7	Strength of insolvency framework index (0-16)	11.5
		Time (hours per year)	261		
		Total tax rate (% of profit)	64.6		

Note: For resolving insolvency, an economy for which "no practice" is recorded for time and cost receives a score of 0 on the strength of insolvency framework index even if its legal framework includes provisions related to insolvency proceedings (liquidation or reorganization). Most indicator sets refer to a case scenario in the largest business city of an economy, except for 11 economies for which the data are a population-weighted average for the 2 largest business cities. See the data notes for more details.









✓ Reform making it easier to do business ✗ Change making it more difficult to do business

DENMARK		OECD high income	GNI per capita (US\$)	61,110	
Ease of doing business rank (1-189)	4	Overall distance to frontier (DTF) score (0-100)	84.20	Population (m)	
✓ Starting a business (rank)	25	Registering property (rank)	8	Trading across borders (rank)	7
DTF score for starting a business (0-100)	93.40	DTF score for registering property (0-100)	92.61	DTF score for trading across borders (0-100)	92.23
Procedures (number)	4	Procedures (number)	3	Documents to export (number)	4
Time (days)	5.5	Time (days)	4	Time to export (days)	6
Cost (% of income per capita)	0.2	Cost (% of property value)	0.6	Cost to export (US\$ per container)	795
Minimum capital (% of income per capita)	14.5			Documents to import (number)	3
		Getting credit (rank)	23	Time to import (days)	5
Dealing with construction permits (rank)	5	DTF score for getting credit (0-100)	70.00	Cost to import (US\$ per container)	745
DTF score for dealing with construction permits (0-100)	89.84	Strength of legal rights index (0-12)	8		
Procedures (number)	7	Depth of credit information index (0-8)	6	Enforcing contracts (rank)	34
Time (days)	64	Credit bureau coverage (% of adults)	7.8	DTF score for enforcing contracts (0-100)	68.79
Cost (% of warehouse value)	2.3	Credit registry coverage (% of adults)	0.0	Procedures (number)	35
				Time (days)	410
Getting electricity (rank)	14	Protecting minority investors (rank)	17	Cost (% of claim)	23.3
DTF score for getting electricity (0-100)	91.07	DTF score for protecting minority investors (0-100)	67.50		
Procedures (number)	4	Extent of conflict of interest regulation index (0-10)	6.7	Resolving insolvency (rank)	9
Time (days)	38	Extent of shareholder governance index (0-10)	6.8	DTF score for resolving insolvency (0-100)	84.59
Cost (% of income per capita)	114.9	Strength of minority investor protection index (0-10)	6.8	Time (years)	1.0
				Cost (% of estate)	4
		Paying taxes (rank)	12	Recovery rate (cents on the dollar)	87.5
		DTF score for paying taxes (0-100)	91.94	Strength of insolvency framework index (0-16)	12
		Payments (number per year)	10		
		Time (hours per year)	130		
		Total tax rate (% of profit)	26.0		

DJIBOUTI		Middle East & North Africa	GNI per capita (US\$)	1,595	
Ease of doing business rank (1-189)	155	Overall distance to frontier (DTF) score (0-100)	50.48	Population (m)	
Starting a business (rank)	163	Registering property (rank)	154	Trading across borders (rank)	56
DTF score for starting a business (0-100)	65.89	DTF score for registering property (0-100)	51.63	DTF score for trading across borders (0-100)	78.65
Procedures (number)	7	Procedures (number)	6	Documents to export (number)	5
Time (days)	14	Time (days)	39	Time to export (days)	20
Cost (% of income per capita)	175.2	Cost (% of property value)	12.8	Cost to export (US\$ per container)	885
Minimum capital (% of income per capita)	0.0			Documents to import (number)	5
		Getting credit (rank)	180	Time to import (days)	18
✓ Dealing with construction permits (rank)	146	DTF score for getting credit (0-100)	5.00	Cost to import (US\$ per container)	910
DTF score for dealing with construction permits (0-100)	61.63	Strength of legal rights index (0-12)	1		
Procedures (number)	18	Depth of credit information index (0-8)	0	Enforcing contracts (rank)	171
Time (days)	117	Credit bureau coverage (% of adults)	0.0	DTF score for enforcing contracts (0-100)	37.31
Cost (% of warehouse value)	7.4	Credit registry coverage (% of adults)	0.3	Procedures (number)	40
				Time (days)	1,225
Getting electricity (rank)	176	Protecting minority investors (rank)	162	Cost (% of claim)	34.0
DTF score for getting electricity (0-100)	42.21	DTF score for protecting minority investors (0-100)	39.17		
Procedures (number)	4	Extent of conflict of interest regulation index (0-10)	2.3	Resolving insolvency (rank)	70
Time (days)	180	Extent of shareholder governance index (0-10)	5.5	DTF score for resolving insolvency (0-100)	48.04
Cost (% of income per capita)	6,988.8	Strength of minority investor protection index (0-10)	3.9	Time (years)	2.3
				Cost (% of estate)	11
		Paying taxes (rank)	75	Recovery rate (cents on the dollar)	37.0
		DTF score for paying taxes (0-100)	75.26	Strength of insolvency framework index (0-16)	9
		Payments (number per year)	35		
		Time (hours per year)	82		
		Total tax rate (% of profit)	37.3		

DOMINICA		Latin America & Caribbean	GNI per capita (US\$)	6,760	
Ease of doing business rank (1-189)	97	Overall distance to frontier (DTF) score (0-100)	61.37	Population (m)	
Starting a business (rank)	63	Registering property (rank)	149	Trading across borders (rank)	88
DTF score for starting a business (0-100)	89.27	DTF score for registering property (0-100)	52.86	DTF score for trading across borders (0-100)	74.03
Procedures (number)	5	Procedures (number)	5	Documents to export (number)	6
Time (days)	12	Time (days)	42	Time to export (days)	13
Cost (% of income per capita)	15.7	Cost (% of property value)	13.3	Cost to export (US\$ per container)	990
Minimum capital (% of income per capita)	0.0			Documents to import (number)	8
		Getting credit (rank)	131	Time to import (days)	14
Dealing with construction permits (rank)	43	DTF score for getting credit (0-100)	30.00	Cost to import (US\$ per container)	1,600
DTF score for dealing with construction permits (0-100)	78.79	Strength of legal rights index (0-12)	6		
Procedures (number)	10	Depth of credit information index (0-8)	0	Enforcing contracts (rank)	148
Time (days)	175	Credit bureau coverage (% of adults)	0.0	DTF score for enforcing contracts (0-100)	45.17
Cost (% of warehouse value)	0.1	Credit registry coverage (% of adults)	0.0	Procedures (number)	46
				Time (days)	681
Getting electricity (rank)	53	Protecting minority investors (rank)	87	Cost (% of claim)	36.0
DTF score for getting electricity (0-100)	80.67	DTF score for protecting minority investors (0-100)	53.33		
Procedures (number)	5	Extent of conflict of interest regulation index (0-10)	6.7	Resolving insolvency (rank)	121
Time (days)	61	Extent of shareholder governance index (0-10)	4.0	DTF score for resolving insolvency (0-100)	37.09
Cost (% of income per capita)	483.0	Strength of minority investor protection index (0-10)	5.3	Time (years)	4.0
				Cost (% of estate)	10
		Paying taxes (rank)	94	Recovery rate (cents on the dollar)	28.3
		DTF score for paying taxes (0-100)	72.49	Strength of insolvency framework index (0-16)	7
		Payments (number per year)	37		
		Time (hours per year)	117		
		Total tax rate (% of profit)	37.0		

Note: For resolving insolvency, an economy for which "no practice" is recorded for time and cost receives a score of 0 on the strength of insolvency framework index even if its legal framework includes provisions related to insolvency proceedings (liquidation or reorganization). Most indicator sets refer to a case scenario in the largest business city of an economy, except for 11 economies for which the data are a population-weighted average for the 2 largest business cities. See the data notes for more details.

✓ Reform making it easier to do business ✗ Change making it more difficult to do business

DOMINICAN REPUBLIC		Latin America & Caribbean		GNI per capita (US\$)	
<b>Ease of doing business rank (1-189)</b>	<b>84</b>	<b>Overall distance to frontier (DTF) score (0-100)</b>	<b>63.43</b>	<b>Population (m)</b>	<b>10.4</b>
<b>Starting a business (rank)</b>	113	<b>Registering property (rank)</b>	82	<b>Trading across borders (rank)</b>	24
DTF score for starting a business (0-100)	81.60	DTF score for registering property (0-100)	69.90	DTF score for trading across borders (0-100)	85.56
Procedures (number)	7	Procedures (number)	6	Documents to export (number)	4
Time (days)	19.5	Time (days)	51	Time to export (days)	8
Cost (% of income per capita)	16.9	Cost (% of property value)	3.7	Cost to export (US\$ per container)	1,040
Minimum capital (% of income per capita)	43.0			Documents to import (number)	5
<b>✗ Dealing with construction permits (rank)</b>	96	<b>✗ Getting credit (rank)</b>	89	Time to import (days)	10
DTF score for dealing with construction permits (0-100)	70.88	DTF score for getting credit (0-100)	45.00	Cost to import (US\$ per container)	1,145
Procedures (number)	13	Strength of legal rights index (0-12)	1	<b>Enforcing contracts (rank)</b>	73
Time (days)	184	Depth of credit information index (0-8)	8	DTF score for enforcing contracts (0-100)	61.87
Cost (% of warehouse value)	2.0	Credit bureau coverage (% of adults)	63.1	Procedures (number)	34
		Credit registry coverage (% of adults)	38.1	Time (days)	460
				Cost (% of claim)	40.9
<b>Getting electricity (rank)</b>	119	<b>✗ Protecting minority investors (rank)</b>	83	<b>Resolving insolvency (rank)</b>	158
DTF score for getting electricity (0-100)	67.36	DTF score for protecting minority investors (0-100)	54.17	DTF score for resolving insolvency (0-100)	23.75
Procedures (number)	7	Extent of conflict of interest regulation index (0-10)	5.3	Time (years)	3.5
Time (days)	82	Extent of shareholder governance index (0-10)	5.5	Cost (% of estate)	38
Cost (% of income per capita)	276.9	Strength of minority investor protection index (0-10)	5.4	Recovery rate (cents on the dollar)	9.3
		<b>Paying taxes (rank)</b>	80	Strength of insolvency framework index (0-16)	6
		DTF score for paying taxes (0-100)	74.24		
		Payments (number per year)	9		
		Time (hours per year)	324		
		Total tax rate (% of profit)	43.4		
ECUADOR		Latin America & Caribbean		GNI per capita (US\$)	
<b>Ease of doing business rank (1-189)</b>	<b>115</b>	<b>Overall distance to frontier (DTF) score (0-100)</b>	<b>58.88</b>	<b>Population (m)</b>	<b>15.7</b>
<b>Starting a business (rank)</b>	165	<b>Registering property (rank)</b>	80	<b>Trading across borders (rank)</b>	114
DTF score for starting a business (0-100)	65.31	DTF score for registering property (0-100)	70.21	DTF score for trading across borders (0-100)	68.23
Procedures (number)	13	Procedures (number)	8	Documents to export (number)	7
Time (days)	55.5	Time (days)	39	Time to export (days)	19
Cost (% of income per capita)	24.0	Cost (% of property value)	1.9	Cost to export (US\$ per container)	1,535
Minimum capital (% of income per capita)	3.5			Documents to import (number)	6
		<b>Getting credit (rank)</b>	89	Time to import (days)	24
<b>Dealing with construction permits (rank)</b>	59	DTF score for getting credit (0-100)	45.00	Cost to import (US\$ per container)	1,520
DTF score for dealing with construction permits (0-100)	76.86	Strength of legal rights index (0-12)	1	<b>Enforcing contracts (rank)</b>	88
Procedures (number)	15	Depth of credit information index (0-8)	8	DTF score for enforcing contracts (0-100)	58.30
Time (days)	114	Credit bureau coverage (% of adults)	73.0	Procedures (number)	39
Cost (% of warehouse value)	0.8	Credit registry coverage (% of adults)	0.0	Time (days)	588
		<b>✗ Protecting minority investors (rank)</b>	117	Cost (% of claim)	27.2
<b>Getting electricity (rank)</b>	120	DTF score for protecting minority investors (0-100)	46.67	<b>Resolving insolvency (rank)</b>	151
DTF score for getting electricity (0-100)	67.03	Extent of conflict of interest regulation index (0-10)	4.3	DTF score for resolving insolvency (0-100)	28.36
Procedures (number)	7	Extent of shareholder governance index (0-10)	5.0	Time (years)	5.3
Time (days)	74	Strength of minority investor protection index (0-10)	4.7	Cost (% of estate)	18
Cost (% of income per capita)	638.5	<b>Paying taxes (rank)</b>	138	Recovery rate (cents on the dollar)	17.9
		DTF score for paying taxes (0-100)	62.84	Strength of insolvency framework index (0-16)	6
		Payments (number per year)	8		
		Time (hours per year)	654		
		Total tax rate (% of profit)	33.0		
EGYPT, ARAB REP.		Middle East & North Africa		GNI per capita (US\$)	
<b>Ease of doing business rank (1-189)</b>	<b>112</b>	<b>Overall distance to frontier (DTF) score (0-100)</b>	<b>59.54</b>	<b>Population (m)</b>	<b>82.1</b>
<b>Starting a business (rank)</b>	73	<b>Registering property (rank)</b>	84	<b>Trading across borders (rank)</b>	99
DTF score for starting a business (0-100)	88.14	DTF score for registering property (0-100)	69.13	DTF score for trading across borders (0-100)	71.56
Procedures (number)	7	Procedures (number)	8	Documents to export (number)	8
Time (days)	8	Time (days)	63	Time to export (days)	12
Cost (% of income per capita)	9.2	Cost (% of property value)	0.7	Cost to export (US\$ per container)	625
Minimum capital (% of income per capita)	0.0			Documents to import (number)	10
		<b>Getting credit (rank)</b>	71	Time to import (days)	15
<b>Dealing with construction permits (rank)</b>	142	DTF score for getting credit (0-100)	50.00	Cost to import (US\$ per container)	790
DTF score for dealing with construction permits (0-100)	62.06	Strength of legal rights index (0-12)	2	<b>Enforcing contracts (rank)</b>	152
Procedures (number)	20	Depth of credit information index (0-8)	8	DTF score for enforcing contracts (0-100)	44.02
Time (days)	179	Credit bureau coverage (% of adults)	21.8	Procedures (number)	42
Cost (% of warehouse value)	1.9	Credit registry coverage (% of adults)	5.8	Time (days)	1,010
		<b>✗ Protecting minority investors (rank)</b>	135	Cost (% of claim)	26.2
<b>Getting electricity (rank)</b>	106	DTF score for protecting minority investors (0-100)	44.17	<b>Resolving insolvency (rank)</b>	126
DTF score for getting electricity (0-100)	71.31	Extent of conflict of interest regulation index (0-10)	4.7	DTF score for resolving insolvency (0-100)	36.17
Procedures (number)	7	Extent of shareholder governance index (0-10)	4.2	Time (years)	2.5
Time (days)	54	Strength of minority investor protection index (0-10)	4.4	Cost (% of estate)	22
Cost (% of income per capita)	304.6	<b>Paying taxes (rank)</b>	149	Recovery rate (cents on the dollar)	26.6
		DTF score for paying taxes (0-100)	58.84	Strength of insolvency framework index (0-16)	7
		Payments (number per year)	29		
		Time (hours per year)	392		
		Total tax rate (% of profit)	45.0		

Note: For resolving insolvency, an economy for which "no practice" is recorded for time and cost receives a score of 0 on the strength of insolvency framework index even if its legal framework includes provisions related to insolvency proceedings (liquidation or reorganization). Most indicator sets refer to a case scenario in the largest business city of an economy, except for 11 economies for which the data are a population-weighted average for the 2 largest business cities. See the data notes for more details.

✓ Reform making it easier to do business ✗ Change making it more difficult to do business

<b>EL SALVADOR</b>		<b>Latin America &amp; Caribbean</b>		<b>GNI per capita (US\$)</b>	
<b>Ease of doing business rank (1–189)</b>	<b>109</b>	<b>Overall distance to frontier (DTF) score (0–100)</b>	<b>59.93</b>	<b>Population (m)</b>	<b>3,720</b>
<b>Starting a business</b> (rank)	121	<b>Registering property</b> (rank)	56	<b>Trading across borders</b> (rank)	73
DTF score for starting a business (0–100)	79.87	DTF score for registering property (0–100)	75.65	DTF score for trading across borders (0–100)	76.01
Procedures (number)	8	Procedures (number)	5	Documents to export (number)	7
Time (days)	16.5	Time (days)	31	Time to export (days)	13
Cost (% of income per capita)	45.2	Cost (% of property value)	3.8	Cost to export (US\$ per container)	1,045
Minimum capital (% of income per capita)	2.7			Documents to import (number)	7
		<b>Getting credit</b> (rank)	71	Time to import (days)	10
<b>Dealing with construction permits</b> (rank)	155	DTF score for getting credit (0–100)	50.00	Cost to import (US\$ per container)	1,035
DTF score for dealing with construction permits (0–100)	57.19	Strength of legal rights index (0–12)	3		
Procedures (number)	25	Depth of credit information index (0–8)	7	<b>Enforcing contracts</b> (rank)	82
Time (days)	115	Credit bureau coverage (% of adults)	32.0	DTF score for enforcing contracts (0–100)	60.06
Cost (% of warehouse value)	4.6	Credit registry coverage (% of adults)	28.2	Procedures (number)	35
		<b>Protecting minority investors</b> (rank)	154	Time (days)	786
<b>Getting electricity</b> (rank)	144	DTF score for protecting minority investors (0–100)	41.67	Cost (% of claim)	19.2
DTF score for getting electricity (0–100)	60.56	Extent of conflict of interest regulation index (0–10)	3.3		
Procedures (number)	8	Extent of shareholder governance index (0–10)	5.0	<b>Resolving insolvency</b> (rank)	79
Time (days)	83	Strength of minority investor protection index (0–10)	4.2	DTF score for resolving insolvency (0–100)	46.02
Cost (% of income per capita)	543.8			Time (years)	3.5
		<b>Paying taxes</b> (rank)	161	Cost (% of estate)	12
		DTF score for paying taxes (0–100)	52.31	Recovery rate (cents on the dollar)	33.2
		Payments (number per year)	53	Strength of insolvency framework index (0–16)	9
		Time (hours per year)	320		
		Total tax rate (% of profit)	38.7		

<b>EQUATORIAL GUINEA</b>		<b>Sub-Saharan Africa</b>		<b>GNI per capita (US\$)</b>	
<b>Ease of doing business rank (1–189)</b>	<b>165</b>	<b>Overall distance to frontier (DTF) score (0–100)</b>	<b>49.01</b>	<b>Population (m)</b>	<b>14,320</b>
<b>Starting a business</b> (rank)	186	<b>Registering property</b> (rank)	145	<b>Trading across borders</b> (rank)	143
DTF score for starting a business (0–100)	36.74	DTF score for registering property (0–100)	54.82	DTF score for trading across borders (0–100)	59.67
Procedures (number)	18	Procedures (number)	6	Documents to export (number)	7
Time (days)	135	Time (days)	23	Time to export (days)	29
Cost (% of income per capita)	99.0	Cost (% of property value)	12.5	Cost to export (US\$ per container)	1,390
Minimum capital (% of income per capita)	14.3			Documents to import (number)	6
		<b>Getting credit</b> (rank)	104	Time to import (days)	44
<b>Dealing with construction permits</b> (rank)	94	DTF score for getting credit (0–100)	40.00	Cost to import (US\$ per container)	1,600
DTF score for dealing with construction permits (0–100)	71.20	Strength of legal rights index (0–12)	6		
Procedures (number)	13	Depth of credit information index (0–8)	2	<b>Enforcing contracts</b> (rank)	67
Time (days)	144	Credit bureau coverage (% of adults)	0.0	DTF score for enforcing contracts (0–100)	63.23
Cost (% of warehouse value)	4.1	Credit registry coverage (% of adults)	5.1	Procedures (number)	40
		<b>Protecting minority investors</b> (rank)	122	Time (days)	475
<b>Getting electricity</b> (rank)	95	DTF score for protecting minority investors (0–100)	45.83	Cost (% of claim)	19.5
DTF score for getting electricity (0–100)	73.84	Extent of conflict of interest regulation index (0–10)	4.7		
Procedures (number)	5	Extent of shareholder governance index (0–10)	4.5	<b>Resolving insolvency</b> (rank)	189
Time (days)	106	Strength of minority investor protection index (0–10)	4.6	DTF score for resolving insolvency (0–100)	0.00
Cost (% of income per capita)	557.6			Time (years)	NO PRACTICE
		<b>Paying taxes</b> (rank)	171	Cost (% of estate)	NO PRACTICE
		DTF score for paying taxes (0–100)	44.73	Recovery rate (cents on the dollar)	0.0
		Payments (number per year)	46	Strength of insolvency framework index (0–16)	0
		Time (hours per year)	492		
		Total tax rate (% of profit)	44.0		

<b>ERITREA</b>		<b>Sub-Saharan Africa</b>		<b>GNI per capita (US\$)</b>	
<b>Ease of doing business rank (1–189)</b>	<b>189</b>	<b>Overall distance to frontier (DTF) score (0–100)</b>	<b>33.16</b>	<b>Population (m)</b>	<b>6.3</b>
<b>Starting a business</b> (rank)	183	<b>Registering property</b> (rank)	176	<b>Trading across borders</b> (rank)	172
DTF score for starting a business (0–100)	44.81	DTF score for registering property (0–100)	39.78	DTF score for trading across borders (0–100)	32.24
Procedures (number)	13	Procedures (number)	11	Documents to export (number)	10
Time (days)	84	Time (days)	78	Time to export (days)	50
Cost (% of income per capita)	41.5	Cost (% of property value)	9.1	Cost to export (US\$ per container)	1,850
Minimum capital (% of income per capita)	182.1			Documents to import (number)	12
		<b>Getting credit</b> (rank)	185	Time to import (days)	59
<b>Dealing with construction permits</b> (rank)	189	DTF score for getting credit (0–100)	0.00	Cost to import (US\$ per container)	2,000
DTF score for dealing with construction permits (0–100)	0.00	Strength of legal rights index (0–12)	0		
Procedures (number)	NO PRACTICE	Depth of credit information index (0–8)	0	<b>Enforcing contracts</b> (rank)	68
Time (days)	NO PRACTICE	Credit bureau coverage (% of adults)	0.0	DTF score for enforcing contracts (0–100)	62.70
Cost (% of warehouse value)	NO PRACTICE	Credit registry coverage (% of adults)	0.0	Procedures (number)	39
		<b>Protecting minority investors</b> (rank)	166	Time (days)	490
<b>Getting electricity</b> (rank)	113	DTF score for protecting minority investors (0–100)	38.33	Cost (% of claim)	22.6
DTF score for getting electricity (0–100)	70.28	Extent of conflict of interest regulation index (0–10)	4.7		
Procedures (number)	5	Extent of shareholder governance index (0–10)	3.0	<b>Resolving insolvency</b> (rank)	189
Time (days)	59	Strength of minority investor protection index (0–10)	3.8	DTF score for resolving insolvency (0–100)	0.00
Cost (% of income per capita)	3,078.5			Time (years)	NO PRACTICE
		<b>Paying taxes</b> (rank)	174	Cost (% of estate)	NO PRACTICE
		DTF score for paying taxes (0–100)	43.49	Recovery rate (cents on the dollar)	0.0
		Payments (number per year)	30	Strength of insolvency framework index (0–16)	0
		Time (hours per year)	216		
		Total tax rate (% of profit)	83.7		

Note: For resolving insolvency, an economy for which "no practice" is recorded for time and cost receives a score of 0 on the strength of insolvency framework index even if its legal framework includes provisions related to insolvency proceedings (liquidation or reorganization). Most indicator sets refer to a case scenario in the largest business city of an economy, except for 11 economies for which the data are a population-weighted average for the 2 largest business cities. See the data notes for more details.

✓ Reform making it easier to do business ✗ Change making it more difficult to do business

<b>ESTONIA</b>		<b>OECD high income</b>		<b>GNI per capita (US\$)</b>	
<b>Ease of doing business rank (1–189)</b>		<b>Overall distance to frontier (DTF) score (0–100)</b>		<b>Population (m)</b>	
<b>Starting a business</b> (rank)	26	<b>Registering property</b> (rank)	13	<b>Trading across borders</b> (rank)	6
DTF score for starting a business (0–100)	93.25	DTF score for registering property (0–100)	90.88	DTF score for trading across borders (0–100)	92.76
Procedures (number)	4	Procedures (number)	3	Documents to export (number)	3
Time (days)	4.5	Time (days)	17.5	Time to export (days)	6
Cost (% of income per capita)	1.4	Cost (% of property value)	0.4	Cost to export (US\$ per container)	765
Minimum capital (% of income per capita)	18.6			Documents to import (number)	4
		<b>Getting credit</b> (rank)	23	Time to import (days)	5
<b>Dealing with construction permits</b> (rank)	20	DTF score for getting credit (0–100)	70.00	Cost to import (US\$ per container)	795
DTF score for dealing with construction permits (0–100)	84.18	Strength of legal rights index (0–12)	7		
Procedures (number)	11	Depth of credit information index (0–8)	7	<b>Enforcing contracts</b> (rank)	32
Time (days)	103	Credit bureau coverage (% of adults)	34.2	DTF score for enforcing contracts (0–100)	68.91
Cost (% of warehouse value)	0.3	Credit registry coverage (% of adults)	0.0	Procedures (number)	35
				Time (days)	425
<b>Getting electricity</b> (rank)	56	<b>Protecting minority investors</b> (rank)	56	Cost (% of claim)	21.9
DTF score for getting electricity (0–100)	80.27	DTF score for protecting minority investors (0–100)	58.33		
Procedures (number)	4	Extent of conflict of interest regulation index (0–10)	5.7	<b>Resolving insolvency</b> (rank)	37
Time (days)	111	Extent of shareholder governance index (0–10)	6.0	DTF score for resolving insolvency (0–100)	64.92
Cost (% of income per capita)	169.2	Strength of minority investor protection index (0–10)	5.8	Time (years)	3.0
				Cost (% of estate)	9
		<b>Paying taxes</b> (rank)	28	Recovery rate (cents on the dollar)	39.3
		DTF score for paying taxes (0–100)	84.93	Strength of insolvency framework index (0–16)	14
		Payments (number per year)	7		
		Time (hours per year)	81		
		Total tax rate (% of profit)	49.3		

<b>ETHIOPIA</b>		<b>Sub-Saharan Africa</b>		<b>GNI per capita (US\$)</b>	
<b>Ease of doing business rank (1–189)</b>		<b>Overall distance to frontier (DTF) score (0–100)</b>		<b>Population (m)</b>	
<b>Starting a business</b> (rank)	168	<b>Registering property</b> (rank)	104	<b>Trading across borders</b> (rank)	168
DTF score for starting a business (0–100)	63.15	DTF score for registering property (0–100)	64.05	DTF score for trading across borders (0–100)	38.58
Procedures (number)	9	Procedures (number)	10	Documents to export (number)	8
Time (days)	15	Time (days)	41	Time to export (days)	44
Cost (% of income per capita)	89.3	Cost (% of property value)	2.1	Cost to export (US\$ per container)	2,380
Minimum capital (% of income per capita)	164.4			Documents to import (number)	11
		<b>Getting credit</b> (rank)	165	Time to import (days)	44
<b>Dealing with construction permits</b> (rank)	28	DTF score for getting credit (0–100)	15.00	Cost to import (US\$ per container)	2,960
DTF score for dealing with construction permits (0–100)	82.49	Strength of legal rights index (0–12)	3		
Procedures (number)	7	Depth of credit information index (0–8)	0	<b>Enforcing contracts</b> (rank)	50
Time (days)	125	Credit bureau coverage (% of adults)	0.0	DTF score for enforcing contracts (0–100)	65.43
Cost (% of warehouse value)	3.2	Credit registry coverage (% of adults)	0.2	Procedures (number)	38
				Time (days)	530
<b>Getting electricity</b> (rank)	82	<b>Protecting minority investors</b> (rank)	154	Cost (% of claim)	15.2
DTF score for getting electricity (0–100)	76.39	DTF score for protecting minority investors (0–100)	41.67		
Procedures (number)	4	Extent of conflict of interest regulation index (0–10)	2.3	<b>Resolving insolvency</b> (rank)	74
Time (days)	95	Extent of shareholder governance index (0–10)	6.0	DTF score for resolving insolvency (0–100)	47.20
Cost (% of income per capita)	1,676.6	Strength of minority investor protection index (0–10)	4.2	Time (years)	1.8
				Cost (% of estate)	15
		<b>Paying taxes</b> (rank)	112	Recovery rate (cents on the dollar)	38.3
		DTF score for paying taxes (0–100)	69.11	Strength of insolvency framework index (0–16)	8.5
		Payments (number per year)	30		
		Time (hours per year)	306		
		Total tax rate (% of profit)	31.8		

<b>FIJI</b>		<b>East Asia &amp; Pacific</b>		<b>GNI per capita (US\$)</b>	
<b>Ease of doing business rank (1–189)</b>		<b>Overall distance to frontier (DTF) score (0–100)</b>		<b>Population (m)</b>	
<b>Starting a business</b> (rank)	160	<b>Registering property</b> (rank)	64	<b>Trading across borders</b> (rank)	116
DTF score for starting a business (0–100)	67.79	DTF score for registering property (0–100)	74.15	DTF score for trading across borders (0–100)	68.04
Procedures (number)	11	Procedures (number)	4	Documents to export (number)	8
Time (days)	59	Time (days)	69	Time to export (days)	19
Cost (% of income per capita)	22.5	Cost (% of property value)	3.0	Cost to export (US\$ per container)	790
Minimum capital (% of income per capita)	0.0			Documents to import (number)	9
		<b>Getting credit</b> (rank)	71	Time to import (days)	22
<b>Dealing with construction permits</b> (rank)	73	DTF score for getting credit (0–100)	50.00	Cost to import (US\$ per container)	753
DTF score for dealing with construction permits (0–100)	74.89	Strength of legal rights index (0–12)	5		
Procedures (number)	15	Depth of credit information index (0–8)	5	<b>Enforcing contracts</b> (rank)	59
Time (days)	141	Credit bureau coverage (% of adults)	78.9	DTF score for enforcing contracts (0–100)	64.34
Cost (% of warehouse value)	0.4	Credit registry coverage (% of adults)	0.0	Procedures (number)	34
				Time (days)	397
<b>Getting electricity</b> (rank)	75	<b>Protecting minority investors</b> (rank)	110	Cost (% of claim)	38.9
DTF score for getting electricity (0–100)	77.97	DTF score for protecting minority investors (0–100)	47.50		
Procedures (number)	4	Extent of conflict of interest regulation index (0–10)	5.7	<b>Resolving insolvency</b> (rank)	91
Time (days)	81	Extent of shareholder governance index (0–10)	3.8	DTF score for resolving insolvency (0–100)	43.62
Cost (% of income per capita)	1,784.9	Strength of minority investor protection index (0–10)	4.8	Time (years)	1.8
				Cost (% of estate)	10
		<b>Paying taxes</b> (rank)	107	Recovery rate (cents on the dollar)	46.2
		DTF score for paying taxes (0–100)	70.73	Strength of insolvency framework index (0–16)	6
		Payments (number per year)	38		
		Time (hours per year)	195		
		Total tax rate (% of profit)	31.1		

Note: For resolving insolvency, an economy for which "no practice" is recorded for time and cost receives a score of 0 on the strength of insolvency framework index even if its legal framework includes provisions related to insolvency proceedings (liquidation or reorganization). Most indicator sets refer to a case scenario in the largest business city of an economy, except for 11 economies for which the data are a population-weighted average for the 2 largest business cities. See the data notes for more details.

✓ Reform making it easier to do business ✗ Change making it more difficult to do business

FINLAND		OECD high income	GNI per capita (US\$)	47,110	
<b>Ease of doing business rank (1-189)</b>	<b>9</b>	<b>Overall distance to frontier (DTF) score (0-100)</b>	<b>80.83</b>	<b>Population (m)</b>	<b>5.4</b>
<b>Starting a business (rank)</b>	27	<b>Registering property (rank)</b>	38	<b>Trading across borders (rank)</b>	14
DTF score for starting a business (0-100)	93.10	DTF score for registering property (0-100)	80.58	DTF score for trading across borders (0-100)	89.10
Procedures (number)	3	Procedures (number)	3	Documents to export (number)	4
Time (days)	14	Time (days)	32	Time to export (days)	9
Cost (% of income per capita)	1.1	Cost (% of property value)	4.0	Cost to export (US\$ per container)	615
Minimum capital (% of income per capita)	7.0			Documents to import (number)	5
		<b>Getting credit (rank)</b>	36	Time to import (days)	7
<b>Dealing with construction permits (rank)</b>	33	DTF score for getting credit (0-100)	65.00	Cost to import (US\$ per container)	625
DTF score for dealing with construction permits (0-100)	81.61	Strength of legal rights index (0-12)	7		
Procedures (number)	15	Depth of credit information index (0-8)	6	<b>Enforcing contracts (rank)</b>	17
Time (days)	64	Credit bureau coverage (% of adults)	19.6	DTF score for enforcing contracts (0-100)	75.58
Cost (% of warehouse value)	0.8	Credit registry coverage (% of adults)	0.0	Procedures (number)	33
		<b>Protecting minority investors (rank)</b>	76	Time (days)	375
<b>Getting electricity (rank)</b>	33	DTF score for protecting minority investors (0-100)	55.83	Cost (% of claim)	13.3
DTF score for getting electricity (0-100)	85.29	Extent of conflict of interest regulation index (0-10)	6.0		
Procedures (number)	5	Extent of shareholder governance index (0-10)	5.2	<b>Resolving insolvency (rank)</b>	1
Time (days)	42	Strength of minority investor protection index (0-10)	5.6	DTF score for resolving insolvency (0-100)	93.85
Cost (% of income per capita)	29.7			Time (years)	0.9
		<b>Paying taxes (rank)</b>	21	Cost (% of estate)	4
		DTF score for paying taxes (0-100)	88.36	Recovery rate (cents on the dollar)	90.2
		Payments (number per year)	8	Strength of insolvency framework index (0-16)	14.5
		Time (hours per year)	93		
		Total tax rate (% of profit)	40.0		
FRANCE		OECD high income	GNI per capita (US\$)	42,250	
<b>Ease of doing business rank (1-189)</b>	<b>31</b>	<b>Overall distance to frontier (DTF) score (0-100)</b>	<b>73.88</b>	<b>Population (m)</b>	<b>66.0</b>
✓ <b>Starting a business (rank)</b>	28	<b>Registering property (rank)</b>	126	<b>Trading across borders (rank)</b>	10
DTF score for starting a business (0-100)	93.00	DTF score for registering property (0-100)	59.36	DTF score for trading across borders (0-100)	90.18
Procedures (number)	5	Procedures (number)	8	Documents to export (number)	2
Time (days)	4.5	Time (days)	49	Time to export (days)	10
Cost (% of income per capita)	0.9	Cost (% of property value)	6.1	Cost to export (US\$ per container)	1,335
Minimum capital (% of income per capita)	0.0			Documents to import (number)	2
		<b>Getting credit (rank)</b>	71	Time to import (days)	11
<b>Dealing with construction permits (rank)</b>	86	DTF score for getting credit (0-100)	50.00	Cost to import (US\$ per container)	1,445
DTF score for dealing with construction permits (0-100)	73.14	Strength of legal rights index (0-12)	4		
Procedures (number)	8	Depth of credit information index (0-8)	6	<b>Enforcing contracts (rank)</b>	10
Time (days)	183	Credit bureau coverage (% of adults)	0.0	DTF score for enforcing contracts (0-100)	77.67
Cost (% of warehouse value)	4.7	Credit registry coverage (% of adults)	44.5	Procedures (number)	29
		<b>Protecting minority investors (rank)</b>	17	Time (days)	395
<b>Getting electricity (rank)</b>	60	DTF score for protecting minority investors (0-100)	67.50	Cost (% of claim)	17.4
DTF score for getting electricity (0-100)	79.87	Extent of conflict of interest regulation index (0-10)	5.7		
Procedures (number)	5	Extent of shareholder governance index (0-10)	7.8	<b>Resolving insolvency (rank)</b>	22
Time (days)	79	Strength of minority investor protection index (0-10)	6.8	DTF score for resolving insolvency (0-100)	75.94
Cost (% of income per capita)	42.9			Time (years)	1.9
		<b>Paying taxes (rank)</b>	95	Cost (% of estate)	9
		DTF score for paying taxes (0-100)	72.12	Recovery rate (cents on the dollar)	77.2
		Payments (number per year)	8	Strength of insolvency framework index (0-16)	11
		Time (hours per year)	137		
		Total tax rate (% of profit)	66.6		
GABON		Sub-Saharan Africa	GNI per capita (US\$)	10,650	
<b>Ease of doing business rank (1-189)</b>	<b>144</b>	<b>Overall distance to frontier (DTF) score (0-100)</b>	<b>53.43</b>	<b>Population (m)</b>	<b>1.7</b>
<b>Starting a business (rank)</b>	135	✗ <b>Registering property (rank)</b>	181	<b>Trading across borders (rank)</b>	135
DTF score for starting a business (0-100)	75.90	DTF score for registering property (0-100)	36.51	DTF score for trading across borders (0-100)	63.26
Procedures (number)	7	Procedures (number)	6	Documents to export (number)	6
Time (days)	50	Time (days)	103	Time to export (days)	20
Cost (% of income per capita)	12.9	Cost (% of property value)	17.5	Cost to export (US\$ per container)	2,145
Minimum capital (% of income per capita)	19.6			Documents to import (number)	8
		<b>Getting credit (rank)</b>	104	Time to import (days)	22
<b>Dealing with construction permits (rank)</b>	76	DTF score for getting credit (0-100)	40.00	Cost to import (US\$ per container)	2,275
DTF score for dealing with construction permits (0-100)	74.36	Strength of legal rights index (0-12)	6		
Procedures (number)	11	Depth of credit information index (0-8)	2	<b>Enforcing contracts (rank)</b>	156
Time (days)	194	Credit bureau coverage (% of adults)	0.0	DTF score for enforcing contracts (0-100)	43.51
Cost (% of warehouse value)	0.9	Credit registry coverage (% of adults)	50.8	Procedures (number)	38
		<b>Protecting minority investors (rank)</b>	146	Time (days)	1,070
<b>Getting electricity (rank)</b>	129	DTF score for protecting minority investors (0-100)	42.50	Cost (% of claim)	34.3
DTF score for getting electricity (0-100)	64.23	Extent of conflict of interest regulation index (0-10)	4.0		
Procedures (number)	6	Extent of shareholder governance index (0-10)	4.5	<b>Resolving insolvency (rank)</b>	125
Time (days)	141	Strength of minority investor protection index (0-10)	4.3	DTF score for resolving insolvency (0-100)	36.29
Cost (% of income per capita)	311.1			Time (years)	5.0
		✓ <b>Paying taxes (rank)</b>	154	Cost (% of estate)	15
		DTF score for paying taxes (0-100)	57.75	Recovery rate (cents on the dollar)	15.2
		Payments (number per year)	26	Strength of insolvency framework index (0-16)	9
		Time (hours per year)	488		
		Total tax rate (% of profit)	40.6		

Note: For resolving insolvency, an economy for which "no practice" is recorded for time and cost receives a score of 0 on the strength of insolvency framework index even if its legal framework includes provisions related to insolvency proceedings (liquidation or reorganization). Most indicator sets refer to a case scenario in the largest business city of an economy, except for 11 economies for which the data are a population-weighted average for the 2 largest business cities. See the data notes for more details.



✓ Reform making it easier to do business ✗ Change making it more difficult to do business

GHANA		Sub-Saharan Africa		GNI per capita (US\$)		1,760	
Ease of doing business rank (1-189)		70	Overall distance to frontier (DTF) score (0-100)		65.24	Population (m)	25.9
<b>Starting a business</b> (rank)	96	<b>Registering property</b> (rank)	43	✓ <b>Trading across borders</b> (rank)		120	
DTF score for starting a business (0-100)	83.73	DTF score for registering property (0-100)	79.23	DTF score for trading across borders (0-100)		67.10	
Procedures (number)	8	Procedures (number)	5	Documents to export (number)		6	
Time (days)	14	Time (days)	46	Time to export (days)		19	
Cost (% of income per capita)	19.2	Cost (% of property value)	1.1	Cost to export (US\$ per container)		875	
Minimum capital (% of income per capita)	2.8			Documents to import (number)		7	
✓ <b>Dealing with construction permits</b> (rank)	106	<b>Getting credit</b> (rank)	36	Time to import (days)		41	
DTF score for dealing with construction permits (0-100)	69.14	DTF score for getting credit (0-100)	65.00	Cost to import (US\$ per container)		1,360	
Procedures (number)	13	Strength of legal rights index (0-12)	7	<b>Enforcing contracts</b> (rank)		96	
Time (days)	201	Depth of credit information index (0-8)	6	DTF score for enforcing contracts (0-100)		57.59	
Cost (% of warehouse value)	2.0	Credit bureau coverage (% of adults)	14.1	Procedures (number)		38	
		Credit registry coverage (% of adults)	0.0	Time (days)		710	
<b>Getting electricity</b> (rank)	71	<b>Protecting minority investors</b> (rank)	56	Cost (% of claim)		23.0	
DTF score for getting electricity (0-100)	78.29	DTF score for protecting minority investors (0-100)	58.33	<b>Resolving insolvency</b> (rank)		161	
Procedures (number)	4	Extent of conflict of interest regulation index (0-10)	6.7	DTF score for resolving insolvency (0-100)		22.45	
Time (days)	79	Extent of shareholder governance index (0-10)	5.0	Time (years)		1.9	
Cost (% of income per capita)	1,778.0	Strength of minority investor protection index (0-10)	5.8	Cost (% of estate)		22	
		<b>Paying taxes</b> (rank)	101	Recovery rate (cents on the dollar)		24.3	
		DTF score for paying taxes (0-100)	71.53	Strength of insolvency framework index (0-16)		3	
		Payments (number per year)	32				
		Time (hours per year)	224				
		Total tax rate (% of profit)	33.3				
GREECE		OECD high income		GNI per capita (US\$)		22,530	
Ease of doing business rank (1-189)		61	Overall distance to frontier (DTF) score (0-100)		66.70	Population (m)	11.0
✓ <b>Starting a business</b> (rank)	52	✓ <b>Registering property</b> (rank)	116	<b>Trading across borders</b> (rank)		48	
DTF score for starting a business (0-100)	90.71	DTF score for registering property (0-100)	61.16	DTF score for trading across borders (0-100)		80.80	
Procedures (number)	5	Procedures (number)	10	Documents to export (number)		4	
Time (days)	13	Time (days)	20	Time to export (days)		15	
Cost (% of income per capita)	2.2	Cost (% of property value)	4.9	Cost to export (US\$ per container)		1,040	
Minimum capital (% of income per capita)	0.0			Documents to import (number)		6	
<b>Dealing with construction permits</b> (rank)	88	<b>Getting credit</b> (rank)	71	Time to import (days)		14	
DTF score for dealing with construction permits (0-100)	72.31	DTF score for getting credit (0-100)	50.00	Cost to import (US\$ per container)		1,135	
Procedures (number)	18	Strength of legal rights index (0-12)	3	✓ <b>Enforcing contracts</b> (rank)		155	
Time (days)	124	Depth of credit information index (0-8)	7	DTF score for enforcing contracts (0-100)		43.60	
Cost (% of warehouse value)	0.6	Credit bureau coverage (% of adults)	82.5	Procedures (number)		38	
		Credit registry coverage (% of adults)	0.0	Time (days)		1,580	
<b>Getting electricity</b> (rank)	80	<b>Protecting minority investors</b> (rank)	62	Cost (% of claim)		14.4	
DTF score for getting electricity (0-100)	76.67	DTF score for protecting minority investors (0-100)	57.50	<b>Resolving insolvency</b> (rank)		52	
Procedures (number)	6	Extent of conflict of interest regulation index (0-10)	5.3	DTF score for resolving insolvency (0-100)		55.98	
Time (days)	62	Extent of shareholder governance index (0-10)	6.2	Time (years)		3.5	
Cost (% of income per capita)	69.7	Strength of minority investor protection index (0-10)	5.8	Cost (% of estate)		9	
		<b>Paying taxes</b> (rank)	59	Recovery rate (cents on the dollar)		34.3	
		DTF score for paying taxes (0-100)	78.30	Strength of insolvency framework index (0-16)		12	
		Payments (number per year)	8				
		Time (hours per year)	193				
		Total tax rate (% of profit)	49.9				
GRENADA		Latin America & Caribbean		GNI per capita (US\$)		7,460	
Ease of doing business rank (1-189)		126	Overall distance to frontier (DTF) score (0-100)		57.35	Population (m)	0.1
<b>Starting a business</b> (rank)	80	<b>Registering property</b> (rank)	128	<b>Trading across borders</b> (rank)		51	
DTF score for starting a business (0-100)	86.70	DTF score for registering property (0-100)	59.12	DTF score for trading across borders (0-100)		80.22	
Procedures (number)	6	Procedures (number)	8	Documents to export (number)		4	
Time (days)	15	Time (days)	32	Time to export (days)		9	
Cost (% of income per capita)	18.4	Cost (% of property value)	7.4	Cost to export (US\$ per container)		1,300	
Minimum capital (% of income per capita)	0.0			Documents to import (number)		6	
<b>Dealing with construction permits</b> (rank)	40	<b>Getting credit</b> (rank)	131	Time to import (days)		9	
DTF score for dealing with construction permits (0-100)	79.00	DTF score for getting credit (0-100)	30.00	Cost to import (US\$ per container)		2,170	
Procedures (number)	13	Strength of legal rights index (0-12)	6	<b>Enforcing contracts</b> (rank)		144	
Time (days)	128	Depth of credit information index (0-8)	0	DTF score for enforcing contracts (0-100)		46.25	
Cost (% of warehouse value)	0.3	Credit bureau coverage (% of adults)	0.0	Procedures (number)		46	
		Credit registry coverage (% of adults)	0.0	Time (days)		688	
<b>Getting electricity</b> (rank)	77	<b>Protecting minority investors</b> (rank)	141	Cost (% of claim)		32.6	
DTF score for getting electricity (0-100)	77.78	DTF score for protecting minority investors (0-100)	43.33	<b>Resolving insolvency</b> (rank)		189	
Procedures (number)	6	Extent of conflict of interest regulation index (0-10)	6.7	DTF score for resolving insolvency (0-100)		0.00	
Time (days)	49	Extent of shareholder governance index (0-10)	2.0	Time (years)		NO PRACTICE	
Cost (% of income per capita)	257.9	Strength of minority investor protection index (0-10)	4.3	Cost (% of estate)		NO PRACTICE	
		<b>Paying taxes</b> (rank)	106	Recovery rate (cents on the dollar)		0.0	
		DTF score for paying taxes (0-100)	71.12	Strength of insolvency framework index (0-16)		0	
		Payments (number per year)	30				
		Time (hours per year)	140				
		Total tax rate (% of profit)	45.3				

Note: For resolving insolvency, an economy for which "no practice" is recorded for time and cost receives a score of 0 on the strength of insolvency framework index even if its legal framework includes provisions related to insolvency proceedings (liquidation or reorganization). Most indicator sets refer to a case scenario in the largest business city of an economy, except for 11 economies for which the data are a population-weighted average for the 2 largest business cities. See the data notes for more details.

✓ Reform making it easier to do business ✗ Change making it more difficult to do business

GUATEMALA		Latin America & Caribbean		GNI per capita (US\$)	
Ease of doing business rank (1–189)	73	Overall distance to frontier (DTF) score (0–100)	64.88	Population (m)	15.5
✓ Starting a business (rank)	98	Registering property (rank)	65	Trading across borders (rank)	102
DTF score for starting a business (0–100)	83.72	DTF score for registering property (0–100)	74.07	DTF score for trading across borders (0–100)	70.10
Procedures (number)	6	Procedures (number)	6	Documents to export (number)	8
Time (days)	18.5	Time (days)	24	Time to export (days)	17
Cost (% of income per capita)	25.8	Cost (% of property value)	3.8	Cost to export (US\$ per container)	1,355
Minimum capital (% of income per capita)	18.7			Documents to import (number)	6
		Getting credit (rank)	12	Time to import (days)	16
Dealing with construction permits (rank)	122	DTF score for getting credit (0–100)	80.00	Cost to import (US\$ per container)	1,445
DTF score for dealing with construction permits (0–100)	66.18	Strength of legal rights index (0–12)	9		
Procedures (number)	11	Depth of credit information index (0–8)	7	Enforcing contracts (rank)	143
Time (days)	158	Credit bureau coverage (% of adults)	8.7	DTF score for enforcing contracts (0–100)	46.35
Cost (% of warehouse value)	7.9	Credit registry coverage (% of adults)	19.2	Procedures (number)	31
				Time (days)	1,402
Getting electricity (rank)	18	Protecting minority investors (rank)	174	Cost (% of claim)	26.5
DTF score for getting electricity (0–100)	89.28	DTF score for protecting minority investors (0–100)	31.67		
Procedures (number)	4	Extent of conflict of interest regulation index (0–10)	3.3	Resolving insolvency (rank)	155
Time (days)	39	Extent of shareholder governance index (0–10)	3.0	DTF score for resolving insolvency (0–100)	27.37
Cost (% of income per capita)	514.6	Strength of minority investor protection index (0–10)	3.2	Time (years)	3.0
		✓ Paying taxes (rank)	54	Cost (% of estate)	15
		DTF score for paying taxes (0–100)	80.04	Recovery rate (cents on the dollar)	27.6
		Payments (number per year)	8	Strength of insolvency framework index (0–16)	4
		Time (hours per year)	256		
		Total tax rate (% of profit)	39.9		

GUINEA		Sub-Saharan Africa		GNI per capita (US\$)	
Ease of doing business rank (1–189)	169	Overall distance to frontier (DTF) score (0–100)	47.42	Population (m)	11.7
Starting a business (rank)	175	✓ Registering property (rank)	122	Trading across borders (rank)	141
DTF score for starting a business (0–100)	55.44	DTF score for registering property (0–100)	60.14	DTF score for trading across borders (0–100)	60.25
Procedures (number)	6	Procedures (number)	6	Documents to export (number)	7
Time (days)	8	Time (days)	44	Time to export (days)	36
Cost (% of income per capita)	82.6	Cost (% of property value)	8.6	Cost to export (US\$ per container)	915
Minimum capital (% of income per capita)	416.0			Documents to import (number)	8
		Getting credit (rank)	131	Time to import (days)	31
Dealing with construction permits (rank)	159	DTF score for getting credit (0–100)	30.00	Cost to import (US\$ per container)	1,480
DTF score for dealing with construction permits (0–100)	55.92	Strength of legal rights index (0–12)	6		
Procedures (number)	26	Depth of credit information index (0–8)	0	Enforcing contracts (rank)	133
Time (days)	166	Credit bureau coverage (% of adults)	0.0	DTF score for enforcing contracts (0–100)	49.74
Cost (% of warehouse value)	1.6	Credit registry coverage (% of adults)	0.0	Procedures (number)	49
		✓ Protecting minority investors (rank)	162	Time (days)	276
Getting electricity (rank)	154	DTF score for protecting minority investors (0–100)	39.17	Cost (% of claim)	45.0
DTF score for getting electricity (0–100)	57.61	Extent of conflict of interest regulation index (0–10)	3.3		
Procedures (number)	4	Extent of shareholder governance index (0–10)	4.5	Resolving insolvency (rank)	119
Time (days)	69	Strength of minority investor protection index (0–10)	3.9	DTF score for resolving insolvency (0–100)	37.62
Cost (% of income per capita)	7,155.6			Time (years)	3.8
		Paying taxes (rank)	184	Cost (% of estate)	8
		DTF score for paying taxes (0–100)	28.27	Recovery rate (cents on the dollar)	17.6
		Payments (number per year)	57	Strength of insolvency framework index (0–16)	9
		Time (hours per year)	440		
		Total tax rate (% of profit)	68.3		

GUINEA-BISSAU		Sub-Saharan Africa		GNI per capita (US\$)	
Ease of doing business rank (1–189)	179	Overall distance to frontier (DTF) score (0–100)	43.21	Population (m)	1.7
Starting a business (rank)	176	Registering property (rank)	160	Trading across borders (rank)	119
DTF score for starting a business (0–100)	54.83	DTF score for registering property (0–100)	48.92	DTF score for trading across borders (0–100)	67.41
Procedures (number)	9	Procedures (number)	8	Documents to export (number)	6
Time (days)	9	Time (days)	51	Time to export (days)	25
Cost (% of income per capita)	50.1	Cost (% of property value)	10.6	Cost to export (US\$ per container)	1,448
Minimum capital (% of income per capita)	401.3			Documents to import (number)	6
		Getting credit (rank)	131	Time to import (days)	22
Dealing with construction permits (rank)	165	DTF score for getting credit (0–100)	30.00	Cost to import (US\$ per container)	2,006
DTF score for dealing with construction permits (0–100)	52.95	Strength of legal rights index (0–12)	6		
Procedures (number)	11	Depth of credit information index (0–8)	0	Enforcing contracts (rank)	169
Time (days)	116	Credit bureau coverage (% of adults)	0.0	DTF score for enforcing contracts (0–100)	37.54
Cost (% of warehouse value)	18.2	Credit registry coverage (% of adults)	1.0	Procedures (number)	40
		✓ Protecting minority investors (rank)	122	Time (days)	1,715
Getting electricity (rank)	180	DTF score for protecting minority investors (0–100)	45.83	Cost (% of claim)	25.0
DTF score for getting electricity (0–100)	35.96	Extent of conflict of interest regulation index (0–10)	4.7		
Procedures (number)	7	Extent of shareholder governance index (0–10)	4.5	Resolving insolvency (rank)	189
Time (days)	455	Strength of minority investor protection index (0–10)	4.6	DTF score for resolving insolvency (0–100)	0.00
Cost (% of income per capita)	2,062.2			Time (years)	NO PRACTICE
		Paying taxes (rank)	150	Cost (% of estate)	NO PRACTICE
		DTF score for paying taxes (0–100)	58.65	Recovery rate (cents on the dollar)	0.0
		Payments (number per year)	46	Strength of insolvency framework index (0–16)	0
		Time (hours per year)	208		
		Total tax rate (% of profit)	45.5		

Note: For resolving insolvency, an economy for which "no practice" is recorded for time and cost receives a score of 0 on the strength of insolvency framework index even if its legal framework includes provisions related to insolvency proceedings (liquidation or reorganization). Most indicator sets refer to a case scenario in the largest business city of an economy, except for 11 economies for which the data are a population-weighted average for the 2 largest business cities. See the data notes for more details.





✓ Reform making it easier to do business ✗ Change making it more difficult to do business

<b>HONG KONG SAR, CHINA</b>		<b>East Asia &amp; Pacific</b>		<b>GNI per capita (US\$)</b>	
<b>Ease of doing business rank (1–189)</b>		<b>Overall distance to frontier (DTF) score (0–100)</b>		<b>Population (m)</b>	
	<b>3</b>		<b>84.97</b>		<b>38,420</b>
<b>✗ Starting a business</b> (rank)	8	<b>Registering property</b> (rank)	96	<b>Trading across borders</b> (rank)	2
DTF score for starting a business (0–100)	96.38	DTF score for registering property (0–100)	66.19	DTF score for trading across borders (0–100)	95.36
Procedures (number)	3	Procedures (number)	5	Documents to export (number)	3
Time (days)	2.5	Time (days)	35.5	Time to export (days)	6
Cost (% of income per capita)	1.4	Cost (% of property value)	7.7	Cost to export (US\$ per container)	590
Minimum capital (% of income per capita)	0.0			Documents to import (number)	3
		<b>Getting credit</b> (rank)	23	Time to import (days)	5
<b>Dealing with construction permits</b> (rank)	1	DTF score for getting credit (0–100)	70.00	Cost to import (US\$ per container)	565
DTF score for dealing with construction permits (0–100)	95.53	Strength of legal rights index (0–12)	7		
Procedures (number)	5	Depth of credit information index (0–8)	7	<b>Enforcing contracts</b> (rank)	6
Time (days)	66	Credit bureau coverage (% of adults)	96.1	DTF score for enforcing contracts (0–100)	80.32
Cost (% of warehouse value)	0.4	Credit registry coverage (% of adults)	0.0	Procedures (number)	26
		<b>Protecting minority investors</b> (rank)	2	Time (days)	360
<b>Getting electricity</b> (rank)	13	DTF score for protecting minority investors (0–100)	80.83	Cost (% of claim)	21.2
DTF score for getting electricity (0–100)	91.54	Extent of conflict of interest regulation index (0–10)	9.0		
Procedures (number)	4	Extent of shareholder governance index (0–10)	7.2	<b>Resolving insolvency</b> (rank)	25
Time (days)	38	Strength of minority investor protection index (0–10)	8.1	DTF score for resolving insolvency (0–100)	75.06
Cost (% of income per capita)	1.4			Time (years)	0.8
		<b>Paying taxes</b> (rank)	4	Cost (% of estate)	5
		DTF score for paying taxes (0–100)	98.51	Recovery rate (cents on the dollar)	87.2
		Payments (number per year)	3	Strength of insolvency framework index (0–16)	9
		Time (hours per year)	78		
		Total tax rate (% of profit)	22.8		
<b>HUNGARY</b>		<b>Europe &amp; Central Asia</b>		<b>GNI per capita (US\$)</b>	
<b>Ease of doing business rank (1–189)</b>		<b>Overall distance to frontier (DTF) score (0–100)</b>		<b>Population (m)</b>	
	<b>54</b>		<b>68.80</b>		<b>12,410</b>
<b>✗ Starting a business</b> (rank)	57	<b>Registering property</b> (rank)	52	<b>Trading across borders</b> (rank)	72
DTF score for starting a business (0–100)	90.04	DTF score for registering property (0–100)	78.04	DTF score for trading across borders (0–100)	76.48
Procedures (number)	4	Procedures (number)	4	Documents to export (number)	6
Time (days)	5	Time (days)	16.5	Time to export (days)	17
Cost (% of income per capita)	8.3	Cost (% of property value)	5.0	Cost to export (US\$ per container)	885
Minimum capital (% of income per capita)	54.0			Documents to import (number)	6
		<b>Getting credit</b> (rank)	17	Time to import (days)	19
<b>Dealing with construction permits</b> (rank)	103	DTF score for getting credit (0–100)	75.00	Cost to import (US\$ per container)	845
DTF score for dealing with construction permits (0–100)	69.37	Strength of legal rights index (0–12)	10		
Procedures (number)	23	Depth of credit information index (0–8)	5	<b>Enforcing contracts</b> (rank)	20
Time (days)	91	Credit bureau coverage (% of adults)	74.6	DTF score for enforcing contracts (0–100)	73.36
Cost (% of warehouse value)	0.2	Credit registry coverage (% of adults)	0.0	Procedures (number)	34
		<b>Protecting minority investors</b> (rank)	110	Time (days)	395
<b>Getting electricity</b> (rank)	162	DTF score for protecting minority investors (0–100)	47.50	Cost (% of claim)	15.0
DTF score for getting electricity (0–100)	55.10	Extent of conflict of interest regulation index (0–10)	4.0		
Procedures (number)	5	Extent of shareholder governance index (0–10)	5.5	<b>Resolving insolvency</b> (rank)	64
Time (days)	252	Strength of minority investor protection index (0–10)	4.8	DTF score for resolving insolvency (0–100)	49.78
Cost (% of income per capita)	111.5			Time (years)	2.0
		<b>Paying taxes</b> (rank)	88	Cost (% of estate)	15
		DTF score for paying taxes (0–100)	73.27	Recovery rate (cents on the dollar)	40.2
		Payments (number per year)	11	Strength of insolvency framework index (0–16)	9
		Time (hours per year)	277		
		Total tax rate (% of profit)	48.0		
<b>ICELAND</b>		<b>OECD high income</b>		<b>GNI per capita (US\$)</b>	
<b>Ease of doing business rank (1–189)</b>		<b>Overall distance to frontier (DTF) score (0–100)</b>		<b>Population (m)</b>	
	<b>12</b>		<b>80.27</b>		<b>43,930</b>
<b>✓ Starting a business</b> (rank)	31	<b>✗ Registering property</b> (rank)	23	<b>Trading across borders</b> (rank)	39
DTF score for starting a business (0–100)	92.35	DTF score for registering property (0–100)	86.03	DTF score for trading across borders (0–100)	83.23
Procedures (number)	5	Procedures (number)	3	Documents to export (number)	4
Time (days)	4	Time (days)	3.5	Time to export (days)	10
Cost (% of income per capita)	2.4	Cost (% of property value)	3.6	Cost to export (US\$ per container)	1,530
Minimum capital (% of income per capita)	9.3			Documents to import (number)	4
		<b>Getting credit</b> (rank)	52	Time to import (days)	9
<b>Dealing with construction permits</b> (rank)	56	DTF score for getting credit (0–100)	60.00	Cost to import (US\$ per container)	1,620
DTF score for dealing with construction permits (0–100)	77.60	Strength of legal rights index (0–12)	5		
Procedures (number)	17	Depth of credit information index (0–8)	7	<b>Enforcing contracts</b> (rank)	3
Time (days)	84	Credit bureau coverage (% of adults)	100.0	DTF score for enforcing contracts (0–100)	82.30
Cost (% of warehouse value)	0.5	Credit registry coverage (% of adults)	0.0	Procedures (number)	27
		<b>Protecting minority investors</b> (rank)	28	Time (days)	417
<b>Getting electricity</b> (rank)	9	DTF score for protecting minority investors (0–100)	65.00	Cost (% of claim)	9.0
DTF score for getting electricity (0–100)	93.81	Extent of conflict of interest regulation index (0–10)	6.7		
Procedures (number)	4	Extent of shareholder governance index (0–10)	6.3	<b>Resolving insolvency</b> (rank)	15
Time (days)	22	Strength of minority investor protection index (0–10)	6.5	DTF score for resolving insolvency (0–100)	81.47
Cost (% of income per capita)	12.7			Time (years)	1.0
		<b>Paying taxes</b> (rank)	46	Cost (% of estate)	4
		DTF score for paying taxes (0–100)	80.86	Recovery rate (cents on the dollar)	84.6
		Payments (number per year)	26	Strength of insolvency framework index (0–16)	11.5
		Time (hours per year)	140		
		Total tax rate (% of profit)	29.7		

Note: For resolving insolvency, an economy for which "no practice" is recorded for time and cost receives a score of 0 on the strength of insolvency framework index even if its legal framework includes provisions related to insolvency proceedings (liquidation or reorganization). Most indicator sets refer to a case scenario in the largest business city of an economy, except for 11 economies for which the data are a population-weighted average for the 2 largest business cities. See the data notes for more details.

✓ Reform making it easier to do business ✗ Change making it more difficult to do business

INDIA		South Asia		GNI per capita (US\$)		1,570	
Ease of doing business rank (1-189)		Overall distance to frontier (DTF) score (0-100)		Population (m)		1,252.1	
✓ Starting a business (rank)	158	Registering property (rank)	121	Trading across borders (rank)	126		
DTF score for starting a business (0-100)	68.42	DTF score for registering property (0-100)	60.40	DTF score for trading across borders (0-100)	65.47		
Procedures (number)	11.9	Procedures (number)	7	Documents to export (number)	7		
Time (days)	28.4	Time (days)	47	Time to export (days)	17.1		
Cost (% of income per capita)	12.2	Cost (% of property value)	7.0	Cost to export (US\$ per container)	1,332		
Minimum capital (% of income per capita)	111.2			Documents to import (number)	10		
		Getting credit (rank)	36	Time to import (days)	21.1		
Dealing with construction permits (rank)	184	DTF score for getting credit (0-100)	65.00	Cost to import (US\$ per container)	1,462		
DTF score for dealing with construction permits (0-100)	30.89	Strength of legal rights index (0-12)	6				
Procedures (number)	25.4	Depth of credit information index (0-8)	7	Enforcing contracts (rank)	186		
Time (days)	185.9	Credit bureau coverage (% of adults)	22.4	DTF score for enforcing contracts (0-100)	25.81		
Cost (% of warehouse value)	28.2	Credit registry coverage (% of adults)	0.0	Procedures (number)	46		
				Time (days)	1,420		
✓ Getting electricity (rank)	137	✓ Protecting minority investors (rank)	7	Cost (% of claim)	39.6		
DTF score for getting electricity (0-100)	63.06	DTF score for protecting minority investors (0-100)	72.50				
Procedures (number)	7	Extent of conflict of interest regulation index (0-10)	6.7	Resolving insolvency (rank)	137		
Time (days)	105.7	Extent of shareholder governance index (0-10)	7.8	DTF score for resolving insolvency (0-100)	32.60		
Cost (% of income per capita)	487.7	Strength of minority investor protection index (0-10)	7.3	Time (years)	4.3		
		Paying taxes (rank)	156	Cost (% of estate)	9		
		DTF score for paying taxes (0-100)	55.53	Recovery rate (cents on the dollar)	25.7		
		Payments (number per year)	33	Strength of insolvency framework index (0-16)	6		
		Time (hours per year)	243				
		Total tax rate (% of profit)	61.7				

INDONESIA		East Asia & Pacific		GNI per capita (US\$)		3,580	
Ease of doing business rank (1-189)		Overall distance to frontier (DTF) score (0-100)		Population (m)		249.9	
✓ Starting a business (rank)	155	Registering property (rank)	117	✗ Trading across borders (rank)	62		
DTF score for starting a business (0-100)	68.84	DTF score for registering property (0-100)	60.74	DTF score for trading across borders (0-100)	77.46		
Procedures (number)	10	Procedures (number)	5	Documents to export (number)	4		
Time (days)	52.5	Time (days)	27.4	Time to export (days)	17		
Cost (% of income per capita)	21.1	Cost (% of property value)	10.8	Cost to export (US\$ per container)	572		
Minimum capital (% of income per capita)	35.5			Documents to import (number)	8		
		Getting credit (rank)	71	Time to import (days)	26		
Dealing with construction permits (rank)	153	DTF score for getting credit (0-100)	50.00	Cost to import (US\$ per container)	647		
DTF score for dealing with construction permits (0-100)	59.03	Strength of legal rights index (0-12)	4				
Procedures (number)	17	Depth of credit information index (0-8)	6	Enforcing contracts (rank)	172		
Time (days)	211	Credit bureau coverage (% of adults)	0.0	DTF score for enforcing contracts (0-100)	37.28		
Cost (% of warehouse value)	4.3	Credit registry coverage (% of adults)	46.4	Procedures (number)	40		
		Protecting minority investors (rank)	43	Time (days)	471		
✓ Getting electricity (rank)	78	DTF score for protecting minority investors (0-100)	60.83	Cost (% of claim)	115.7		
DTF score for getting electricity (0-100)	76.90	Extent of conflict of interest regulation index (0-10)	6.0				
Procedures (number)	5	Extent of shareholder governance index (0-10)	6.2	Resolving insolvency (rank)	75		
Time (days)	90.7	Strength of minority investor protection index (0-10)	6.1	DTF score for resolving insolvency (0-100)	46.75		
Cost (% of income per capita)	353.6			Time (years)	1.9		
		✓ Paying taxes (rank)	160	Cost (% of estate)	22		
		DTF score for paying taxes (0-100)	53.66	Recovery rate (cents on the dollar)	31.7		
		Payments (number per year)	65	Strength of insolvency framework index (0-16)	9.5		
		Time (hours per year)	253.5				
		Total tax rate (% of profit)	31.4				

IRAN, ISLAMIC REP.		Middle East & North Africa		GNI per capita (US\$)		5,780	
Ease of doing business rank (1-189)		Overall distance to frontier (DTF) score (0-100)		Population (m)		77.4	
✓ Starting a business (rank)	62	Registering property (rank)	161	Trading across borders (rank)	148		
DTF score for starting a business (0-100)	89.37	DTF score for registering property (0-100)	48.78	DTF score for trading across borders (0-100)	56.81		
Procedures (number)	6	Procedures (number)	9	Documents to export (number)	7		
Time (days)	12	Time (days)	35	Time to export (days)	25		
Cost (% of income per capita)	3.1	Cost (% of property value)	10.6	Cost to export (US\$ per container)	1,350		
Minimum capital (% of income per capita)	0.0			Documents to import (number)	11		
		Getting credit (rank)	89	Time to import (days)	37		
Dealing with construction permits (rank)	172	DTF score for getting credit (0-100)	45.00	Cost to import (US\$ per container)	1,555		
DTF score for dealing with construction permits (0-100)	49.72	Strength of legal rights index (0-12)	2				
Procedures (number)	15	Depth of credit information index (0-8)	7	Enforcing contracts (rank)	66		
Time (days)	318.5	Credit bureau coverage (% of adults)	33.8	DTF score for enforcing contracts (0-100)	63.35		
Cost (% of warehouse value)	5.3	Credit registry coverage (% of adults)	45.0	Procedures (number)	40		
		Protecting minority investors (rank)	154	Time (days)	505		
✓ Getting electricity (rank)	107	DTF score for protecting minority investors (0-100)	41.67	Cost (% of claim)	17.0		
DTF score for getting electricity (0-100)	71.22	Extent of conflict of interest regulation index (0-10)	4.0				
Procedures (number)	6	Extent of shareholder governance index (0-10)	4.3	Resolving insolvency (rank)	138		
Time (days)	77	Strength of minority investor protection index (0-10)	4.2	DTF score for resolving insolvency (0-100)	32.38		
Cost (% of income per capita)	865.6			Time (years)	4.5		
		Paying taxes (rank)	124	Cost (% of estate)	15		
		DTF score for paying taxes (0-100)	66.78	Recovery rate (cents on the dollar)	19.5		
		Payments (number per year)	20	Strength of insolvency framework index (0-16)	7		
		Time (hours per year)	344				
		Total tax rate (% of profit)	44.1				

Note: For resolving insolvency, an economy for which "no practice" is recorded for time and cost receives a score of 0 on the strength of insolvency framework index even if its legal framework includes provisions related to insolvency proceedings (liquidation or reorganization). Most indicator sets refer to a case scenario in the largest business city of an economy, except for 11 economies for which the data are a population-weighted average for the 2 largest business cities. See the data notes for more details.

✓ Reform making it easier to do business ✗ Change making it more difficult to do business

IRAQ		Middle East & North Africa		GNI per capita (US\$)	
Ease of doing business rank (1–189)		156	Overall distance to frontier (DTF) score (0–100)	50.36	Population (m)
<b>Starting a business</b> (rank)	142	<b>Registering property</b> (rank)	109	<b>Trading across borders</b> (rank)	178
DTF score for starting a business (0–100)	74.03	DTF score for registering property (0–100)	62.62	DTF score for trading across borders (0–100)	20.48
Procedures (number)	10	Procedures (number)	5	Documents to export (number)	10
Time (days)	29	Time (days)	51	Time to export (days)	80
Cost (% of income per capita)	38.2	Cost (% of property value)	8.2	Cost to export (US\$ per container)	3,550
Minimum capital (% of income per capita)	12.8			Documents to import (number)	10
		<b>Getting credit</b> (rank)	180	Time to import (days)	82
<b>Dealing with construction permits</b> (rank)	9	DTF score for getting credit (0–100)	5.00	Cost to import (US\$ per container)	3,650
DTF score for dealing with construction permits (0–100)	86.65	Strength of legal rights index (0–12)	1		
Procedures (number)	8	Depth of credit information index (0–8)	0	<b>Enforcing contracts</b> (rank)	141
Time (days)	119	Credit bureau coverage (% of adults)	0.0	DTF score for enforcing contracts (0–100)	47.32
Cost (% of warehouse value)	0.3	Credit registry coverage (% of adults)	0.0	Procedures (number)	51
				Time (days)	520
<b>Getting electricity</b> (rank)	36	<b>Protecting minority investors</b> (rank)	146	Cost (% of claim)	28.1
DTF score for getting electricity (0–100)	84.95	DTF score for protecting minority investors (0–100)	42.50		
Procedures (number)	4	Extent of conflict of interest regulation index (0–10)	4.7	<b>Resolving insolvency</b> (rank)	189
Time (days)	77	Extent of shareholder governance index (0–10)	3.8	DTF score for resolving insolvency (0–100)	0.00
Cost (% of income per capita)	228.9	Strength of minority investor protection index (0–10)	4.3	Time (years)	NO PRACTICE
				Cost (% of estate)	NO PRACTICE
		<b>Paying taxes</b> (rank)	52	Recovery rate (cents on the dollar)	0.0
		DTF score for paying taxes (0–100)	80.09	Strength of insolvency framework index (0–16)	0
		Payments (number per year)	13		
		Time (hours per year)	312		
		Total tax rate (% of profit)	27.8		

IRELAND		OECD high income		GNI per capita (US\$)	
Ease of doing business rank (1–189)		13	Overall distance to frontier (DTF) score (0–100)	80.07	Population (m)
<b>Starting a business</b> (rank)	19	✓ <b>Registering property</b> (rank)	50	<b>Trading across borders</b> (rank)	5
DTF score for starting a business (0–100)	94.17	DTF score for registering property (0–100)	78.34	DTF score for trading across borders (0–100)	93.01
Procedures (number)	4	Procedures (number)	5	Documents to export (number)	2
Time (days)	6	Time (days)	31.5	Time to export (days)	8
Cost (% of income per capita)	0.3	Cost (% of property value)	2.6	Cost to export (US\$ per container)	1,160
Minimum capital (% of income per capita)	0.0			Documents to import (number)	2
		✓ <b>Getting credit</b> (rank)	23	Time to import (days)	9
<b>Dealing with construction permits</b> (rank)	128	DTF score for getting credit (0–100)	70.00	Cost to import (US\$ per container)	1,121
DTF score for dealing with construction permits (0–100)	65.61	Strength of legal rights index (0–12)	7		
Procedures (number)	10	Depth of credit information index (0–8)	7	✓ <b>Enforcing contracts</b> (rank)	18
Time (days)	150	Credit bureau coverage (% of adults)	100.0	DTF score for enforcing contracts (0–100)	75.47
Cost (% of warehouse value)	9.5	Credit registry coverage (% of adults)	0.0	Procedures (number)	21
		<b>Protecting minority investors</b> (rank)	6	Time (days)	650
<b>Getting electricity</b> (rank)	67	DTF score for protecting minority investors (0–100)	73.33	Cost (% of claim)	26.9
DTF score for getting electricity (0–100)	78.84	Extent of conflict of interest regulation index (0–10)	8.3		
Procedures (number)	5	Extent of shareholder governance index (0–10)	6.3	<b>Resolving insolvency</b> (rank)	21
Time (days)	85	Strength of minority investor protection index (0–10)	7.3	DTF score for resolving insolvency (0–100)	76.90
Cost (% of income per capita)	83.3			Time (years)	0.4
		<b>Paying taxes</b> (rank)	6	Cost (% of estate)	9
		DTF score for paying taxes (0–100)	95.07	Recovery rate (cents on the dollar)	87.7
		Payments (number per year)	9	Strength of insolvency framework index (0–16)	9.5
		Time (hours per year)	80		
		Total tax rate (% of profit)	25.9		

ISRAEL		OECD high income		GNI per capita (US\$)	
Ease of doing business rank (1–189)		40	Overall distance to frontier (DTF) score (0–100)	71.25	Population (m)
<b>Starting a business</b> (rank)	53	<b>Registering property</b> (rank)	135	<b>Trading across borders</b> (rank)	12
DTF score for starting a business (0–100)	90.54	DTF score for registering property (0–100)	57.12	DTF score for trading across borders (0–100)	89.39
Procedures (number)	5	Procedures (number)	6	Documents to export (number)	4
Time (days)	13	Time (days)	81	Time to export (days)	10
Cost (% of income per capita)	3.5	Cost (% of property value)	7.3	Cost to export (US\$ per container)	620
Minimum capital (% of income per capita)	0.0			Documents to import (number)	4
		<b>Getting credit</b> (rank)	36	Time to import (days)	10
<b>Dealing with construction permits</b> (rank)	121	DTF score for getting credit (0–100)	65.00	Cost to import (US\$ per container)	565
DTF score for dealing with construction permits (0–100)	66.45	Strength of legal rights index (0–12)	6		
Procedures (number)	15	Depth of credit information index (0–8)	7	<b>Enforcing contracts</b> (rank)	111
Time (days)	209	Credit bureau coverage (% of adults)	100.0	DTF score for enforcing contracts (0–100)	54.93
Cost (% of warehouse value)	1.6	Credit registry coverage (% of adults)	0.0	Procedures (number)	35
		<b>Protecting minority investors</b> (rank)	11	Time (days)	890
<b>Getting electricity</b> (rank)	109	DTF score for protecting minority investors (0–100)	70.83	Cost (% of claim)	25.3
DTF score for getting electricity (0–100)	71.11	Extent of conflict of interest regulation index (0–10)	8.3		
Procedures (number)	6	Extent of shareholder governance index (0–10)	5.8	<b>Resolving insolvency</b> (rank)	24
Time (days)	102	Strength of minority investor protection index (0–10)	7.1	DTF score for resolving insolvency (0–100)	75.21
Cost (% of income per capita)	11.8			Time (years)	2.0
		✗ <b>Paying taxes</b> (rank)	97	Cost (% of estate)	23
		DTF score for paying taxes (0–100)	71.88	Recovery rate (cents on the dollar)	61.4
		Payments (number per year)	33	Strength of insolvency framework index (0–16)	13.5
		Time (hours per year)	235		
		Total tax rate (% of profit)	30.1		

Note: For resolving insolvency, an economy for which "no practice" is recorded for time and cost receives a score of 0 on the strength of insolvency framework index even if its legal framework includes provisions related to insolvency proceedings (liquidation or reorganization). Most indicator sets refer to a case scenario in the largest business city of an economy, except for 11 economies for which the data are a population-weighted average for the 2 largest business cities. See the data notes for more details.

✓ Reform making it easier to do business ✗ Change making it more difficult to do business

ITALY		OECD high income		GNI per capita (US\$)	
Ease of doing business rank (1-189)		Overall distance to frontier (DTF) score (0-100)		Population (m)	
		68.48		34,400	
				59.8	
✓ Starting a business (rank)	46	Registering property (rank)	41	Trading across borders (rank)	37
DTF score for starting a business (0-100)	91.22	DTF score for registering property (0-100)	79.44	DTF score for trading across borders (0-100)	83.44
Procedures (number)	5	Procedures (number)	4	Documents to export (number)	3
Time (days)	5	Time (days)	16	Time to export (days)	19
Cost (% of income per capita)	14.1	Cost (% of property value)	4.4	Cost to export (US\$ per container)	1,195
Minimum capital (% of income per capita)	0.0			Documents to import (number)	3
		Getting credit (rank)	89	Time to import (days)	18
Dealing with construction permits (rank)	116	DTF score for getting credit (0-100)	45.00	Cost to import (US\$ per container)	1,145
DTF score for dealing with construction permits (0-100)	67.35	Strength of legal rights index (0-12)	2		
Procedures (number)	10	Depth of credit information index (0-8)	7	Enforcing contracts (rank)	147
Time (days)	233	Credit bureau coverage (% of adults)	100.0	DTF score for enforcing contracts (0-100)	45.61
Cost (% of warehouse value)	3.7	Credit registry coverage (% of adults)	24.6	Procedures (number)	37
				Time (days)	1,185
Getting electricity (rank)	102	Protecting minority investors (rank)	21	Cost (% of claim)	23.1
DTF score for getting electricity (0-100)	72.65	DTF score for protecting minority investors (0-100)	66.67		
Procedures (number)	5	Extent of conflict of interest regulation index (0-10)	6.0	Resolving insolvency (rank)	29
Time (days)	124	Extent of shareholder governance index (0-10)	7.3	DTF score for resolving insolvency (0-100)	71.29
Cost (% of income per capita)	212.6	Strength of minority investor protection index (0-10)	6.7	Time (years)	1.8
		Paying taxes (rank)	141	Cost (% of estate)	22
		DTF score for paying taxes (0-100)	62.13	Recovery rate (cents on the dollar)	62.8
		Payments (number per year)	15	Strength of insolvency framework index (0-16)	12
		Time (hours per year)	269		
		Total tax rate (% of profit)	65.4		
JAMAICA		Latin America & Caribbean		GNI per capita (US\$)	
Ease of doing business rank (1-189)		Overall distance to frontier (DTF) score (0-100)		Population (m)	
		67.79		5,220	
				2.7	
✓ Starting a business (rank)	20	Registering property (rank)	126	Trading across borders (rank)	115
DTF score for starting a business (0-100)	94.13	DTF score for registering property (0-100)	59.36	DTF score for trading across borders (0-100)	68.22
Procedures (number)	2	Procedures (number)	6	Documents to export (number)	6
Time (days)	15	Time (days)	36	Time to export (days)	20
Cost (% of income per capita)	6.0	Cost (% of property value)	9.5	Cost to export (US\$ per container)	1,580
Minimum capital (% of income per capita)	0.0			Documents to import (number)	7
		✓ Getting credit (rank)	12	Time to import (days)	17
Dealing with construction permits (rank)	26	DTF score for getting credit (0-100)	80.00	Cost to import (US\$ per container)	2,180
DTF score for dealing with construction permits (0-100)	83.17	Strength of legal rights index (0-12)	10		
Procedures (number)	7	Depth of credit information index (0-8)	6	Enforcing contracts (rank)	117
Time (days)	135	Credit bureau coverage (% of adults)	10.1	DTF score for enforcing contracts (0-100)	53.74
Cost (% of warehouse value)	2.2	Credit registry coverage (% of adults)	0.0	Procedures (number)	35
				Time (days)	655
✓ Getting electricity (rank)	111	Protecting minority investors (rank)	71	Cost (% of claim)	45.6
DTF score for getting electricity (0-100)	70.36	DTF score for protecting minority investors (0-100)	56.67		
Procedures (number)	6	Extent of conflict of interest regulation index (0-10)	5.7	Resolving insolvency (rank)	59
Time (days)	96	Extent of shareholder governance index (0-10)	5.7	DTF score for resolving insolvency (0-100)	53.29
Cost (% of income per capita)	406.3	Strength of minority investor protection index (0-10)	5.7	Time (years)	1.1
		✗ Paying taxes (rank)	147	Cost (% of estate)	18
		DTF score for paying taxes (0-100)	59.01	Recovery rate (cents on the dollar)	64.2
		Payments (number per year)	36	Strength of insolvency framework index (0-16)	6
		Time (hours per year)	368		
		Total tax rate (% of profit)	39.3		
JAPAN		OECD high income		GNI per capita (US\$)	
Ease of doing business rank (1-189)		Overall distance to frontier (DTF) score (0-100)		Population (m)	
		74.80		46,140	
				127.3	
Starting a business (rank)	83	Registering property (rank)	73	Trading across borders (rank)	20
DTF score for starting a business (0-100)	86.21	DTF score for registering property (0-100)	71.33	DTF score for trading across borders (0-100)	87.23
Procedures (number)	8	Procedures (number)	6	Documents to export (number)	3
Time (days)	10.7	Time (days)	13	Time to export (days)	11
Cost (% of income per capita)	7.5	Cost (% of property value)	5.8	Cost to export (US\$ per container)	829
Minimum capital (% of income per capita)	0.0			Documents to import (number)	5
		Getting credit (rank)	71	Time to import (days)	11
Dealing with construction permits (rank)	83	DTF score for getting credit (0-100)	50.00	Cost to import (US\$ per container)	1,021
DTF score for dealing with construction permits (0-100)	73.30	Strength of legal rights index (0-12)	4		
Procedures (number)	12	Depth of credit information index (0-8)	6	Enforcing contracts (rank)	26
Time (days)	197	Credit bureau coverage (% of adults)	100.0	DTF score for enforcing contracts (0-100)	69.95
Cost (% of warehouse value)	0.6	Credit registry coverage (% of adults)	0.0	Procedures (number)	32
				Time (days)	360
Getting electricity (rank)	28	Protecting minority investors (rank)	35	Cost (% of claim)	32.2
DTF score for getting electricity (0-100)	86.51	DTF score for protecting minority investors (0-100)	62.50		
Procedures (number)	3.4	Extent of conflict of interest regulation index (0-10)	7.0	Resolving insolvency (rank)	2
Time (days)	97.7	Extent of shareholder governance index (0-10)	5.5	DTF score for resolving insolvency (0-100)	93.74
Cost (% of income per capita)	0.0	Strength of minority investor protection index (0-10)	6.3	Time (years)	0.6
				Cost (% of estate)	4
		Paying taxes (rank)	122	Recovery rate (cents on the dollar)	92.9
		DTF score for paying taxes (0-100)	67.19	Strength of insolvency framework index (0-16)	14
		Payments (number per year)	14		
		Time (hours per year)	330		
		Total tax rate (% of profit)	51.3		

Note: For resolving insolvency, an economy for which "no practice" is recorded for time and cost receives a score of 0 on the strength of insolvency framework index even if its legal framework includes provisions related to insolvency proceedings (liquidation or reorganization). Most indicator sets refer to a case scenario in the largest business city of an economy, except for 11 economies for which the data are a population-weighted average for the 2 largest business cities. See the data notes for more details.

✓ Reform making it easier to do business ✗ Change making it more difficult to do business

<b>JORDAN</b>		<b>Middle East &amp; North Africa</b>		<b>GNI per capita (US\$)</b>	
<b>Ease of doing business rank (1–189)</b>	<b>117</b>	<b>Overall distance to frontier (DTF) score (0–100)</b>	<b>58.40</b>	<b>Population (m)</b>	<b>4,950</b>
<b>Starting a business (rank)</b>	86	<b>Registering property (rank)</b>	107	✓ <b>Trading across borders (rank)</b>	54
DTF score for starting a business (0–100)	85.61	DTF score for registering property (0–100)	63.45	DTF score for trading across borders (0–100)	78.92
Procedures (number)	7	Procedures (number)	7	Documents to export (number)	5
Time (days)	12	Time (days)	21	Time to export (days)	12
Cost (% of income per capita)	21.4	Cost (% of property value)	7.5	Cost to export (US\$ per container)	825
Minimum capital (% of income per capita)	0.0			Documents to import (number)	7
				Time to import (days)	15
				Cost to import (US\$ per container)	1,235
<b>Dealing with construction permits (rank)</b>	126	<b>Getting credit (rank)</b>	185	<b>Enforcing contracts (rank)</b>	114
DTF score for dealing with construction permits (0–100)	66.02	DTF score for getting credit (0–100)	0.00	DTF score for enforcing contracts (0–100)	54.04
Procedures (number)	16	Strength of legal rights index (0–12)	0	Procedures (number)	39
Time (days)	63	Depth of credit information index (0–8)	0	Time (days)	689
Cost (% of warehouse value)	9.5	Credit bureau coverage (% of adults)	0.0	Cost (% of claim)	31.2
		Credit registry coverage (% of adults)	2.2		
<b>Getting electricity (rank)</b>	44	<b>Protecting minority investors (rank)</b>	154	<b>Resolving insolvency (rank)</b>	145
DTF score for getting electricity (0–100)	82.95	DTF score for protecting minority investors (0–100)	41.67	DTF score for resolving insolvency (0–100)	30.17
Procedures (number)	5	Extent of conflict of interest regulation index (0–10)	3.3	Time (years)	3.0
Time (days)	50	Extent of shareholder governance index (0–10)	5.0	Cost (% of estate)	20
Cost (% of income per capita)	315.9	Strength of minority investor protection index (0–10)	4.2	Recovery rate (cents on the dollar)	27.0
				Strength of insolvency framework index (0–16)	5
		<b>Paying taxes (rank)</b>	45		
		DTF score for paying taxes (0–100)	81.19		
		Payments (number per year)	25		
		Time (hours per year)	151		
		Total tax rate (% of profit)	29.0		
<b>KAZAKHSTAN</b>		<b>Europe &amp; Central Asia</b>		<b>GNI per capita (US\$)</b>	
<b>Ease of doing business rank (1–189)</b>	<b>77</b>	<b>Overall distance to frontier (DTF) score (0–100)</b>	<b>64.59</b>	<b>Population (m)</b>	<b>11,380</b>
<b>Starting a business (rank)</b>	55	✓ <b>Registering property (rank)</b>	14	✓ <b>Trading across borders (rank)</b>	185
DTF score for starting a business (0–100)	90.19	DTF score for registering property (0–100)	89.83	DTF score for trading across borders (0–100)	7.87
Procedures (number)	6	Procedures (number)	4	Documents to export (number)	10
Time (days)	10	Time (days)	11	Time to export (days)	79
Cost (% of income per capita)	0.5	Cost (% of property value)	0.1	Cost to export (US\$ per container)	5,285
Minimum capital (% of income per capita)	0.0			Documents to import (number)	12
				Time to import (days)	67
				Cost to import (US\$ per container)	5,265
<b>Dealing with construction permits (rank)</b>	154	<b>Getting credit (rank)</b>	71	✓ <b>Enforcing contracts (rank)</b>	30
DTF score for dealing with construction permits (0–100)	58.39	DTF score for getting credit (0–100)	50.00	DTF score for enforcing contracts (0–100)	69.33
Procedures (number)	25	Strength of legal rights index (0–12)	3	Procedures (number)	36
Time (days)	156	Depth of credit information index (0–8)	7	Time (days)	370
Cost (% of warehouse value)	1.5	Credit bureau coverage (% of adults)	51.7	Cost (% of claim)	22.0
		Credit registry coverage (% of adults)	0.0		
<b>Getting electricity (rank)</b>	97	<b>Protecting minority investors (rank)</b>	25	✓ <b>Resolving insolvency (rank)</b>	63
DTF score for getting electricity (0–100)	72.96	DTF score for protecting minority investors (0–100)	65.83	DTF score for resolving insolvency (0–100)	51.45
Procedures (number)	6	Extent of conflict of interest regulation index (0–10)	6.7	Time (years)	1.5
Time (days)	88	Extent of shareholder governance index (0–10)	6.5	Cost (% of estate)	15
Cost (% of income per capita)	56.6	Strength of minority investor protection index (0–10)	6.6	Recovery rate (cents on the dollar)	43.3
				Strength of insolvency framework index (0–16)	9
		✗ <b>Paying taxes (rank)</b>	17		
		DTF score for paying taxes (0–100)	90.04		
		Payments (number per year)	6		
		Time (hours per year)	188		
		Total tax rate (% of profit)	28.6		
<b>KENYA</b>		<b>Sub-Saharan Africa</b>		<b>GNI per capita (US\$)</b>	
<b>Ease of doing business rank (1–189)</b>	<b>136</b>	<b>Overall distance to frontier (DTF) score (0–100)</b>	<b>54.98</b>	<b>Population (m)</b>	<b>44.4</b>
<b>Starting a business (rank)</b>	143	<b>Registering property (rank)</b>	136	<b>Trading across borders (rank)</b>	153
DTF score for starting a business (0–100)	74.02	DTF score for registering property (0–100)	56.88	DTF score for trading across borders (0–100)	54.49
Procedures (number)	10	Procedures (number)	9	Documents to export (number)	8
Time (days)	30	Time (days)	72	Time to export (days)	26
Cost (% of income per capita)	42.7	Cost (% of property value)	4.3	Cost to export (US\$ per container)	2,255
Minimum capital (% of income per capita)	0.0			Documents to import (number)	9
				Time to import (days)	26
				Cost to import (US\$ per container)	2,350
✗ <b>Dealing with construction permits (rank)</b>	95	✓ <b>Getting credit (rank)</b>	116	<b>Enforcing contracts (rank)</b>	137
DTF score for dealing with construction permits (0–100)	71.02	DTF score for getting credit (0–100)	35.00	DTF score for enforcing contracts (0–100)	48.96
Procedures (number)	8	Strength of legal rights index (0–12)	7	Procedures (number)	44
Time (days)	125	Depth of credit information index (0–8)	0	Time (days)	465
Cost (% of warehouse value)	9.3	Credit bureau coverage (% of adults)	4.9	Cost (% of claim)	47.2
		Credit registry coverage (% of adults)	0.0		
<b>Getting electricity (rank)</b>	151	<b>Protecting minority investors (rank)</b>	122	<b>Resolving insolvency (rank)</b>	134
DTF score for getting electricity (0–100)	58.85	DTF score for protecting minority investors (0–100)	45.83	DTF score for resolving insolvency (0–100)	33.31
Procedures (number)	6	Extent of conflict of interest regulation index (0–10)	4.7	Time (years)	4.5
Time (days)	158	Extent of shareholder governance index (0–10)	4.5	Cost (% of estate)	22
Cost (% of income per capita)	1,020.2	Strength of minority investor protection index (0–10)	4.6	Recovery rate (cents on the dollar)	27.1
				Strength of insolvency framework index (0–16)	6
		✗ <b>Paying taxes (rank)</b>	102		
		DTF score for paying taxes (0–100)	71.49		
		Payments (number per year)	30		
		Time (hours per year)	201.5		
		Total tax rate (% of profit)	38.1		

Note: For resolving insolvency, an economy for which "no practice" is recorded for time and cost receives a score of 0 on the strength of insolvency framework index even if its legal framework includes provisions related to insolvency proceedings (liquidation or reorganization). Most indicator sets refer to a case scenario in the largest business city of an economy, except for 11 economies for which the data are a population-weighted average for the 2 largest business cities. See the data notes for more details.

✓ Reform making it easier to do business ✗ Change making it more difficult to do business

KIRIBATI		East Asia & Pacific		GNI per capita (US\$)	2,620
Ease of doing business rank (1-189)	134	Overall distance to frontier (DTF) score (0-100)	55.48	Population (m)	0.1
<b>Starting a business</b> (rank)	122	<b>Registering property</b> (rank)	139	<b>Trading across borders</b> (rank)	81
DTF score for starting a business (0-100)	79.74	DTF score for registering property (0-100)	55.48	DTF score for trading across borders (0-100)	74.76
Procedures (number)	7	Procedures (number)	5	Documents to export (number)	6
Time (days)	31	Time (days)	513	Time to export (days)	20
Cost (% of income per capita)	20.5	Cost (% of property value)	0.0	Cost to export (US\$ per container)	870
Minimum capital (% of income per capita)	19.5			Documents to import (number)	6
		<b>Getting credit</b> (rank)	160	Time to import (days)	21
<b>Dealing with construction permits</b> (rank)	65	DTF score for getting credit (0-100)	20.00	Cost to import (US\$ per container)	910
DTF score for dealing with construction permits (0-100)	75.71	Strength of legal rights index (0-12)	4		
Procedures (number)	14	Depth of credit information index (0-8)	0	<b>Enforcing contracts</b> (rank)	60
Time (days)	149	Credit bureau coverage (% of adults)	0.0	DTF score for enforcing contracts (0-100)	64.15
Cost (% of warehouse value)	0.3	Credit registry coverage (% of adults)	0.0	Procedures (number)	32
				Time (days)	660
<b>Getting electricity</b> (rank)	167	<b>Protecting minority investors</b> (rank)	154	Cost (% of claim)	25.8
DTF score for getting electricity (0-100)	52.26	DTF score for protecting minority investors (0-100)	41.67		
Procedures (number)	6	Extent of conflict of interest regulation index (0-10)	6.3	<b>Resolving insolvency</b> (rank)	189
Time (days)	97	Extent of shareholder governance index (0-10)	2.0	DTF score for resolving insolvency (0-100)	0.00
Cost (% of income per capita)	4,768.9	Strength of minority investor protection index (0-10)	4.2	Time (years)	NO PRACTICE
				Cost (% of estate)	NO PRACTICE
		✗ <b>Paying taxes</b> (rank)	14	Recovery rate (cents on the dollar)	0.0
		DTF score for paying taxes (0-100)	91.03	Strength of insolvency framework index (0-16)	0
		Payments (number per year)	7		
		Time (hours per year)	120		
		Total tax rate (% of profit)	32.7		

KOREA, REP.		OECD high income		GNI per capita (US\$)	25,920
Ease of doing business rank (1-189)	5	Overall distance to frontier (DTF) score (0-100)	83.40	Population (m)	50.2
<b>Starting a business</b> (rank)	17	✓ <b>Registering property</b> (rank)	79	<b>Trading across borders</b> (rank)	3
DTF score for starting a business (0-100)	94.36	DTF score for registering property (0-100)	70.99	DTF score for trading across borders (0-100)	93.45
Procedures (number)	3	Procedures (number)	7	Documents to export (number)	3
Time (days)	4	Time (days)	7	Time to export (days)	8
Cost (% of income per capita)	14.5	Cost (% of property value)	5.1	Cost to export (US\$ per container)	670
Minimum capital (% of income per capita)	0.0			Documents to import (number)	3
		<b>Getting credit</b> (rank)	36	Time to import (days)	7
<b>Dealing with construction permits</b> (rank)	12	DTF score for getting credit (0-100)	65.00	Cost to import (US\$ per container)	695
DTF score for dealing with construction permits (0-100)	85.89	Strength of legal rights index (0-12)	5		
Procedures (number)	10	Depth of credit information index (0-8)	8	<b>Enforcing contracts</b> (rank)	4
Time (days)	29	Credit bureau coverage (% of adults)	100.0	DTF score for enforcing contracts (0-100)	81.71
Cost (% of warehouse value)	4.3	Credit registry coverage (% of adults)	0.0	Procedures (number)	32
				Time (days)	230
<b>Getting electricity</b> (rank)	1	✓ <b>Protecting minority investors</b> (rank)	21	Cost (% of claim)	10.3
DTF score for getting electricity (0-100)	99.83	DTF score for protecting minority investors (0-100)	66.67		
Procedures (number)	3	Extent of conflict of interest regulation index (0-10)	7.0	<b>Resolving insolvency</b> (rank)	5
Time (days)	18	Extent of shareholder governance index (0-10)	6.3	DTF score for resolving insolvency (0-100)	90.06
Cost (% of income per capita)	411	Strength of minority investor protection index (0-10)	6.7	Time (years)	1.5
				Cost (% of estate)	4
		<b>Paying taxes</b> (rank)	25	Recovery rate (cents on the dollar)	83.1
		DTF score for paying taxes (0-100)	86.09	Strength of insolvency framework index (0-16)	14.5
		Payments (number per year)	10		
		Time (hours per year)	187		
		Total tax rate (% of profit)	32.4		

KOSOVO		Europe & Central Asia		GNI per capita (US\$)	3,890
Ease of doing business rank (1-189)	75	Overall distance to frontier (DTF) score (0-100)	64.76	Population (m)	1.8
<b>Starting a business</b> (rank)	42	✗ <b>Registering property</b> (rank)	34	<b>Trading across borders</b> (rank)	118
DTF score for starting a business (0-100)	91.33	DTF score for registering property (0-100)	81.32	DTF score for trading across borders (0-100)	67.70
Procedures (number)	5	Procedures (number)	6	Documents to export (number)	8
Time (days)	11	Time (days)	27	Time to export (days)	15
Cost (% of income per capita)	1.2	Cost (% of property value)	0.3	Cost to export (US\$ per container)	1,695
Minimum capital (% of income per capita)	0.0			Documents to import (number)	7
		<b>Getting credit</b> (rank)	23	Time to import (days)	15
✓ <b>Dealing with construction permits</b> (rank)	135	DTF score for getting credit (0-100)	70.00	Cost to import (US\$ per container)	1,730
DTF score for dealing with construction permits (0-100)	63.36	Strength of legal rights index (0-12)	8		
Procedures (number)	15	Depth of credit information index (0-8)	6	✓ <b>Enforcing contracts</b> (rank)	138
Time (days)	152	Credit bureau coverage (% of adults)	0.0	DTF score for enforcing contracts (0-100)	48.59
Cost (% of warehouse value)	6.7	Credit registry coverage (% of adults)	22.8	Procedures (number)	53
				Time (days)	330
<b>Getting electricity</b> (rank)	112	<b>Protecting minority investors</b> (rank)	62	Cost (% of claim)	33.0
DTF score for getting electricity (0-100)	70.34	DTF score for protecting minority investors (0-100)	57.50		
Procedures (number)	7	Extent of conflict of interest regulation index (0-10)	5.3	<b>Resolving insolvency</b> (rank)	164
Time (days)	46	Extent of shareholder governance index (0-10)	6.2	DTF score for resolving insolvency (0-100)	19.63
Cost (% of income per capita)	822.5	Strength of minority investor protection index (0-10)	5.8	Time (years)	2.0
				Cost (% of estate)	15
		<b>Paying taxes</b> (rank)	63	Recovery rate (cents on the dollar)	36.5
		DTF score for paying taxes (0-100)	77.87	Strength of insolvency framework index (0-16)	0
		Payments (number per year)	33		
		Time (hours per year)	155		
		Total tax rate (% of profit)	15.3		

Note: For resolving insolvency, an economy for which "no practice" is recorded for time and cost receives a score of 0 on the strength of insolvency framework index even if its legal framework includes provisions related to insolvency proceedings (liquidation or reorganization). Most indicator sets refer to a case scenario in the largest business city of an economy, except for 11 economies for which the data are a population-weighted average for the 2 largest business cities. See the data notes for more details.

✓ Reform making it easier to do business ✗ Change making it more difficult to do business

<b>KUWAIT</b>		<b>Middle East &amp; North Africa</b>		<b>GNI per capita (US\$)</b>	<b>47,639</b>
<b>Ease of doing business rank (1–189)</b>	<b>86</b>	<b>Overall distance to frontier (DTF) score (0–100)</b>	<b>63.11</b>	<b>Population (m)</b>	<b>3.4</b>
<b>✗ Starting a business (rank)</b>	150	<b>Registering property (rank)</b>	69	<b>Trading across borders (rank)</b>	117
DTF score for starting a business (0–100)	71.30	DTF score for registering property (0–100)	72.10	DTF score for trading across borders (0–100)	68.00
Procedures (number)	12	Procedures (number)	8	Documents to export (number)	7
Time (days)	31	Time (days)	47	Time to export (days)	15
Cost (% of income per capita)	1.9	Cost (% of property value)	0.5	Cost to export (US\$ per container)	1,085
Minimum capital (% of income per capita)	74.0			Documents to import (number)	10
		<b>Getting credit (rank)</b>	116	Time to import (days)	20
<b>Dealing with construction permits (rank)</b>	98	DTF score for getting credit (0–100)	35.00	Cost to import (US\$ per container)	1,250
DTF score for dealing with construction permits (0–100)	70.60	Strength of legal rights index (0–12)	2		
Procedures (number)	20	Depth of credit information index (0–8)	5	<b>Enforcing contracts (rank)</b>	131
Time (days)	96	Credit bureau coverage (% of adults)	32.0	DTF score for enforcing contracts (0–100)	50.59
Cost (% of warehouse value)	1.6	Credit registry coverage (% of adults)	0.0	Procedures (number)	50
		<b>Protecting minority investors (rank)</b>	43	Time (days)	566
<b>Getting electricity (rank)</b>	93	DTF score for protecting minority investors (0–100)	60.83	Cost (% of claim)	18.8
DTF score for getting electricity (0–100)	74.13	Extent of conflict of interest regulation index (0–10)	5.7		
Procedures (number)	7	Extent of shareholder governance index (0–10)	6.5	<b>Resolving insolvency (rank)</b>	127
Time (days)	42	Strength of minority investor protection index (0–10)	6.1	DTF score for resolving insolvency (0–100)	36.02
Cost (% of income per capita)	42.3			Time (years)	4.2
		<b>Paying taxes (rank)</b>	11	Cost (% of estate)	10
		DTF score for paying taxes (0–100)	92.48	Recovery rate (cents on the dollar)	32.1
		Payments (number per year)	12	Strength of insolvency framework index (0–16)	6
		Time (hours per year)	98		
		Total tax rate (% of profit)	12.8		

<b>KYRGYZ REPUBLIC</b>		<b>Europe &amp; Central Asia</b>		<b>GNI per capita (US\$)</b>	<b>1,200</b>
<b>Ease of doing business rank (1–189)</b>	<b>102</b>	<b>Overall distance to frontier (DTF) score (0–100)</b>	<b>60.74</b>	<b>Population (m)</b>	<b>5.7</b>
<b>Starting a business (rank)</b>	9	<b>Registering property (rank)</b>	6	<b>Trading across borders (rank)</b>	183
DTF score for starting a business (0–100)	96.35	DTF score for registering property (0–100)	93.25	DTF score for trading across borders (0–100)	9.70
Procedures (number)	2	Procedures (number)	3	Documents to export (number)	9
Time (days)	8	Time (days)	5	Time to export (days)	63
Cost (% of income per capita)	2.4	Cost (% of property value)	0.3	Cost to export (US\$ per container)	4,760
Minimum capital (% of income per capita)	0.0			Documents to import (number)	11
		<b>Getting credit (rank)</b>	36	Time to import (days)	73
<b>Dealing with construction permits (rank)</b>	42	DTF score for getting credit (0–100)	65.00	Cost to import (US\$ per container)	6,000
DTF score for dealing with construction permits (0–100)	78.80	Strength of legal rights index (0–12)	8		
Procedures (number)	10	Depth of credit information index (0–8)	5	<b>Enforcing contracts (rank)</b>	56
Time (days)	141	Credit bureau coverage (% of adults)	38.2	DTF score for enforcing contracts (0–100)	64.63
Cost (% of warehouse value)	2.1	Credit registry coverage (% of adults)	0.0	Procedures (number)	38
		<b>Protecting minority investors (rank)</b>	35	Time (days)	260
<b>Getting electricity (rank)</b>	168	DTF score for protecting minority investors (0–100)	62.50	Cost (% of claim)	37.0
DTF score for getting electricity (0–100)	49.64	Extent of conflict of interest regulation index (0–10)	6.7		
Procedures (number)	7	Extent of shareholder governance index (0–10)	5.8	<b>Resolving insolvency (rank)</b>	157
Time (days)	159	Strength of minority investor protection index (0–10)	6.3	DTF score for resolving insolvency (0–100)	24.38
Cost (% of income per capita)	1,872.2			Time (years)	4.0
		<b>Paying taxes (rank)</b>	136	Cost (% of estate)	15
		DTF score for paying taxes (0–100)	63.15	Recovery rate (cents on the dollar)	19.2
		Payments (number per year)	52	Strength of insolvency framework index (0–16)	4.5
		Time (hours per year)	210		
		Total tax rate (% of profit)	29.0		

<b>LAO PDR</b>		<b>East Asia &amp; Pacific</b>		<b>GNI per capita (US\$)</b>	<b>1,460</b>
<b>Ease of doing business rank (1–189)</b>	<b>148</b>	<b>Overall distance to frontier (DTF) score (0–100)</b>	<b>51.45</b>	<b>Population (m)</b>	<b>6.8</b>
<b>Starting a business (rank)</b>	154	<b>Registering property (rank)</b>	77	<b>Trading across borders (rank)</b>	156
DTF score for starting a business (0–100)	68.95	DTF score for registering property (0–100)	71.06	DTF score for trading across borders (0–100)	52.96
Procedures (number)	6	Procedures (number)	5	Documents to export (number)	10
Time (days)	92	Time (days)	98	Time to export (days)	23
Cost (% of income per capita)	5.7	Cost (% of property value)	1.1	Cost to export (US\$ per container)	1,950
Minimum capital (% of income per capita)	0.0			Documents to import (number)	10
		<b>Getting credit (rank)</b>	116	Time to import (days)	26
<b>Dealing with construction permits (rank)</b>	107	DTF score for getting credit (0–100)	35.00	Cost to import (US\$ per container)	1,910
DTF score for dealing with construction permits (0–100)	68.50	Strength of legal rights index (0–12)	7		
Procedures (number)	22	Depth of credit information index (0–8)	0	<b>Enforcing contracts (rank)</b>	99
Time (days)	107	Credit bureau coverage (% of adults)	0.0	DTF score for enforcing contracts (0–100)	57.49
Cost (% of warehouse value)	0.6	Credit registry coverage (% of adults)	3.5	Procedures (number)	42
		<b>Protecting minority investors (rank)</b>	178	Time (days)	443
<b>Getting electricity (rank)</b>	128	DTF score for protecting minority investors (0–100)	29.17	Cost (% of claim)	31.6
DTF score for getting electricity (0–100)	65.29	Extent of conflict of interest regulation index (0–10)	3.3		
Procedures (number)	5	Extent of shareholder governance index (0–10)	2.5	<b>Resolving insolvency (rank)</b>	189
Time (days)	134	Strength of minority investor protection index (0–10)	2.9	DTF score for resolving insolvency (0–100)	0.00
Cost (% of income per capita)	1,650.4			Time (years)	NO PRACTICE
		<b>Paying taxes (rank)</b>	129	Cost (% of estate)	NO PRACTICE
		DTF score for paying taxes (0–100)	66.10	Recovery rate (cents on the dollar)	0.0
		Payments (number per year)	35	Strength of insolvency framework index (0–16)	0
		Time (hours per year)	362		
		Total tax rate (% of profit)	25.8		

Note: For resolving insolvency, an economy for which "no practice" is recorded for time and cost receives a score of 0 on the strength of insolvency framework index even if its legal framework includes provisions related to insolvency proceedings (liquidation or reorganization). Most indicator sets refer to a case scenario in the largest business city of an economy, except for 11 economies for which the data are a population-weighted average for the 2 largest business cities. See the data notes for more details.



✓ Reform making it easier to do business ✗ Change making it more difficult to do business

<b>LATVIA</b>		<b>Europe &amp; Central Asia</b>		<b>GNI per capita (US\$)</b>	
<b>Ease of doing business rank (1–189)</b>	<b>23</b>	<b>Overall distance to frontier (DTF) score (0–100)</b>	<b>76.73</b>	<b>Population (m)</b>	<b>15,280</b>
<b>✗ Starting a business (rank)</b>	36	<b>Registering property (rank)</b>	32	<b>Trading across borders (rank)</b>	28
DTF score for starting a business (0–100)	92.12	DTF score for registering property (0–100)	81.69	DTF score for trading across borders (0–100)	85.36
Procedures (number)	4	Procedures (number)	5	Documents to export (number)	5
Time (days)	12.5	Time (days)	18	Time to export (days)	10
Cost (% of income per capita)	3.6	Cost (% of property value)	2.0	Cost to export (US\$ per container)	600
Minimum capital (% of income per capita)	0.0			Documents to import (number)	5
		<b>Getting credit (rank)</b>	23	Time to import (days)	11
<b>Dealing with construction permits (rank)</b>	47	DTF score for getting credit (0–100)	70.00	Cost to import (US\$ per container)	801
DTF score for dealing with construction permits (0–100)	78.38	Strength of legal rights index (0–12)	9		
Procedures (number)	12	Depth of credit information index (0–8)	5	<b>Enforcing contracts (rank)</b>	16
Time (days)	149	Credit bureau coverage (% of adults)	0.0	DTF score for enforcing contracts (0–100)	75.59
Cost (% of warehouse value)	0.3	Credit registry coverage (% of adults)	76.8	Procedures (number)	27
		<b>Protecting minority investors (rank)</b>	49	Time (days)	469
<b>Getting electricity (rank)</b>	89	DTF score for protecting minority investors (0–100)	60.00	Cost (% of claim)	23.1
DTF score for getting electricity (0–100)	74.58	Extent of conflict of interest regulation index (0–10)	5.7		
Procedures (number)	5	Extent of shareholder governance index (0–10)	6.3	<b>Resolving insolvency (rank)</b>	40
Time (days)	108	Strength of minority investor protection index (0–10)	6.0	DTF score for resolving insolvency (0–100)	63.42
Cost (% of income per capita)	308.2			Time (years)	1.5
		<b>✓ Paying taxes (rank)</b>	24	Cost (% of estate)	10
		DTF score for paying taxes (0–100)	86.19	Recovery rate (cents on the dollar)	48.2
		Payments (number per year)	7	Strength of insolvency framework index (0–16)	12
		Time (hours per year)	193		
		Total tax rate (% of profit)	35.0		

<b>LEBANON</b>		<b>Middle East &amp; North Africa</b>		<b>GNI per capita (US\$)</b>	
<b>Ease of doing business rank (1–189)</b>	<b>104</b>	<b>Overall distance to frontier (DTF) score (0–100)</b>	<b>60.61</b>	<b>Population (m)</b>	<b>4.5</b>
<b>Starting a business (rank)</b>	119	<b>Registering property (rank)</b>	106	<b>Trading across borders (rank)</b>	97
DTF score for starting a business (0–100)	80.80	DTF score for registering property (0–100)	63.69	DTF score for trading across borders (0–100)	71.96
Procedures (number)	5	Procedures (number)	8	Documents to export (number)	4
Time (days)	9	Time (days)	25	Time to export (days)	22
Cost (% of income per capita)	73.0	Cost (% of property value)	5.9	Cost to export (US\$ per container)	1,080
Minimum capital (% of income per capita)	33.0			Documents to import (number)	7
		<b>Getting credit (rank)</b>	116	Time to import (days)	30
<b>Dealing with construction permits (rank)</b>	164	DTF score for getting credit (0–100)	35.00	Cost to import (US\$ per container)	1,365
DTF score for dealing with construction permits (0–100)	54.38	Strength of legal rights index (0–12)	2		
Procedures (number)	18	Depth of credit information index (0–8)	5	<b>Enforcing contracts (rank)</b>	110
Time (days)	244	Credit bureau coverage (% of adults)	0.0	DTF score for enforcing contracts (0–100)	55.40
Cost (% of warehouse value)	4.4	Credit registry coverage (% of adults)	20.3	Procedures (number)	37
		<b>Protecting minority investors (rank)</b>	106	Time (days)	721
<b>Getting electricity (rank)</b>	57	DTF score for protecting minority investors (0–100)	49.17	Cost (% of claim)	30.8
DTF score for getting electricity (0–100)	80.24	Extent of conflict of interest regulation index (0–10)	5.0		
Procedures (number)	5	Extent of shareholder governance index (0–10)	4.8	<b>Resolving insolvency (rank)</b>	136
Time (days)	75	Strength of minority investor protection index (0–10)	4.9	DTF score for resolving insolvency (0–100)	33.03
Cost (% of income per capita)	93.2			Time (years)	3.0
		<b>Paying taxes (rank)</b>	40	Cost (% of estate)	15
		DTF score for paying taxes (0–100)	82.44	Recovery rate (cents on the dollar)	32.3
		Payments (number per year)	19	Strength of insolvency framework index (0–16)	5
		Time (hours per year)	183		
		Total tax rate (% of profit)	29.9		

<b>LESOTHO</b>		<b>Sub-Saharan Africa</b>		<b>GNI per capita (US\$)</b>	
<b>Ease of doing business rank (1–189)</b>	<b>128</b>	<b>Overall distance to frontier (DTF) score (0–100)</b>	<b>56.64</b>	<b>Population (m)</b>	<b>1,550</b>
<b>Starting a business (rank)</b>	108	<b>Registering property (rank)</b>	93	<b>Trading across borders (rank)</b>	147
DTF score for starting a business (0–100)	82.84	DTF score for registering property (0–100)	66.36	DTF score for trading across borders (0–100)	57.86
Procedures (number)	7	Procedures (number)	4	Documents to export (number)	7
Time (days)	29	Time (days)	43	Time to export (days)	31
Cost (% of income per capita)	9.4	Cost (% of property value)	8.4	Cost to export (US\$ per container)	1,795
Minimum capital (% of income per capita)	0.0			Documents to import (number)	7
		<b>Getting credit (rank)</b>	151	Time to import (days)	33
<b>Dealing with construction permits (rank)</b>	161	DTF score for getting credit (0–100)	25.00	Cost to import (US\$ per container)	2,045
DTF score for dealing with construction permits (0–100)	55.79	Strength of legal rights index (0–12)	5		
Procedures (number)	10	Depth of credit information index (0–8)	0	<b>Enforcing contracts (rank)</b>	115
Time (days)	179	Credit bureau coverage (% of adults)	0.0	DTF score for enforcing contracts (0–100)	53.94
Cost (% of warehouse value)	13.7	Credit registry coverage (% of adults)	0.0	Procedures (number)	41
		<b>Protecting minority investors (rank)</b>	106	Time (days)	615
<b>Getting electricity (rank)</b>	117	DTF score for protecting minority investors (0–100)	49.17	Cost (% of claim)	31.3
DTF score for getting electricity (0–100)	68.20	Extent of conflict of interest regulation index (0–10)	5.3		
Procedures (number)	5	Extent of shareholder governance index (0–10)	4.5	<b>Resolving insolvency (rank)</b>	120
Time (days)	114	Strength of minority investor protection index (0–10)	4.9	DTF score for resolving insolvency (0–100)	37.51
Cost (% of income per capita)	1,647.5			Time (years)	2.6
		<b>Paying taxes (rank)</b>	109	Cost (% of estate)	20
		DTF score for paying taxes (0–100)	69.72	Recovery rate (cents on the dollar)	29.0
		Payments (number per year)	32	Strength of insolvency framework index (0–16)	7
		Time (hours per year)	324		
		Total tax rate (% of profit)	13.6		

Note: For resolving insolvency, an economy for which “no practice” is recorded for time and cost receives a score of 0 on the strength of insolvency framework index even if its legal framework includes provisions related to insolvency proceedings (liquidation or reorganization). Most indicator sets refer to a case scenario in the largest business city of an economy, except for 11 economies for which the data are a population-weighted average for the 2 largest business cities. See the data notes for more details.

✓ Reform making it easier to do business ✗ Change making it more difficult to do business

<b>LIBERIA</b>		<b>Sub-Saharan Africa</b>		<b>GNI per capita (US\$)</b>	
<b>Ease of doing business rank (1-189)</b>	<b>174</b>	<b>Overall distance to frontier (DTF) score (0-100)</b>	<b>46.61</b>	<b>Population (m)</b>	<b>4.10</b>
<b>Starting a business</b> (rank)	30	<b>Registering property</b> (rank)	177	<b>Trading across borders</b> (rank)	149
DTF score for starting a business (0-100)	92.41	DTF score for registering property (0-100)	39.57	DTF score for trading across borders (0-100)	56.40
Procedures (number)	4	Procedures (number)	10	Documents to export (number)	10
Time (days)	4.5	Time (days)	44	Time to export (days)	15
Cost (% of income per capita)	17.4	Cost (% of property value)	12.9	Cost to export (US\$ per container)	1,320
Minimum capital (% of income per capita)	0.0			Documents to import (number)	12
		<b>Getting credit</b> (rank)	160	Time to import (days)	29
<b>Dealing with construction permits</b> (rank)	143	DTF score for getting credit (0-100)	20.00	Cost to import (US\$ per container)	1,320
DTF score for dealing with construction permits (0-100)	62.00	Strength of legal rights index (0-12)	4		
Procedures (number)	22	Depth of credit information index (0-8)	0	<b>Enforcing contracts</b> (rank)	174
Time (days)	74	Credit bureau coverage (% of adults)	0.0	DTF score for enforcing contracts (0-100)	35.43
Cost (% of warehouse value)	6.4	Credit registry coverage (% of adults)	1.7	Procedures (number)	40
		<b>Protecting minority investors</b> (rank)	181	Time (days)	1,280
<b>Getting electricity</b> (rank)	166	DTF score for protecting minority investors (0-100)	28.33	Cost (% of claim)	35.0
DTF score for getting electricity (0-100)	52.61	Extent of conflict of interest regulation index (0-10)	3.7		
Procedures (number)	4	Extent of shareholder governance index (0-10)	2.0	<b>Resolving insolvency</b> (rank)	169
Time (days)	465	Strength of minority investor protection index (0-10)	2.8	DTF score for resolving insolvency (0-100)	4.60
Cost (% of income per capita)	2,065.4			Time (years)	3.0
		<b>Paying taxes</b> (rank)	77	Cost (% of estate)	43
		DTF score for paying taxes (0-100)	74.75	Recovery rate (cents on the dollar)	8.6
		Payments (number per year)	33	Strength of insolvency framework index (0-16)	0
		Time (hours per year)	150.5		
		Total tax rate (% of profit)	33.3		
<b>LIBYA</b>		<b>Middle East &amp; North Africa</b>		<b>GNI per capita (US\$)</b>	
<b>Ease of doing business rank (1-189)</b>	<b>188</b>	<b>Overall distance to frontier (DTF) score (0-100)</b>	<b>33.35</b>	<b>Population (m)</b>	<b>6.2</b>
<b>Starting a business</b> (rank)	144	<b>Registering property</b> (rank)	189	<b>Trading across borders</b> (rank)	139
DTF score for starting a business (0-100)	73.50	DTF score for registering property (0-100)	0.00	DTF score for trading across borders (0-100)	61.72
Procedures (number)	10	Procedures (number)	NO PRACTICE	Documents to export (number)	7
Time (days)	35	Time (days)	NO PRACTICE	Time to export (days)	23
Cost (% of income per capita)	19.9	Cost (% of property value)	NO PRACTICE	Cost to export (US\$ per container)	1,140
Minimum capital (% of income per capita)	33.8			Documents to import (number)	9
		<b>Getting credit</b> (rank)	185	Time to import (days)	37
<b>Dealing with construction permits</b> (rank)	189	DTF score for getting credit (0-100)	0.00	Cost to import (US\$ per container)	1,255
DTF score for dealing with construction permits (0-100)	0.00	Strength of legal rights index (0-12)	0		
Procedures (number)	NO PRACTICE	Depth of credit information index (0-8)	0	<b>Enforcing contracts</b> (rank)	126
Time (days)	NO PRACTICE	Credit bureau coverage (% of adults)	0.0	DTF score for enforcing contracts (0-100)	51.42
Cost (% of warehouse value)	NO PRACTICE	Credit registry coverage (% of adults)	0.5	Procedures (number)	43
		<b>Protecting minority investors</b> (rank)	188	Time (days)	690
<b>Getting electricity</b> (rank)	65	DTF score for protecting minority investors (0-100)	12.50	Cost (% of claim)	27.0
DTF score for getting electricity (0-100)	79.10	Extent of conflict of interest regulation index (0-10)	2.0		
Procedures (number)	4	Extent of shareholder governance index (0-10)	0.5	<b>Resolving insolvency</b> (rank)	189
Time (days)	118	Strength of minority investor protection index (0-10)	1.3	DTF score for resolving insolvency (0-100)	0.00
Cost (% of income per capita)	206.2			Time (years)	NO PRACTICE
		<b>Paying taxes</b> (rank)	157	Cost (% of estate)	NO PRACTICE
		DTF score for paying taxes (0-100)	55.25	Recovery rate (cents on the dollar)	0.0
		Payments (number per year)	19	Strength of insolvency framework index (0-16)	0
		Time (hours per year)	889		
		Total tax rate (% of profit)	31.5		
<b>LITHUANIA</b>		<b>Europe &amp; Central Asia</b>		<b>GNI per capita (US\$)</b>	
<b>Ease of doing business rank (1-189)</b>	<b>24</b>	<b>Overall distance to frontier (DTF) score (0-100)</b>	<b>76.31</b>	<b>Population (m)</b>	<b>14,900</b>
<b>Starting a business</b> (rank)	11	<b>Registering property</b> (rank)	9	<b>Trading across borders</b> (rank)	21
DTF score for starting a business (0-100)	96.22	DTF score for registering property (0-100)	92.39	DTF score for trading across borders (0-100)	87.21
Procedures (number)	3	Procedures (number)	3	Documents to export (number)	4
Time (days)	3.5	Time (days)	2.5	Time to export (days)	10
Cost (% of income per capita)	0.7	Cost (% of property value)	0.8	Cost to export (US\$ per container)	750
Minimum capital (% of income per capita)	0.0			Documents to import (number)	5
		<b>Getting credit</b> (rank)	23	Time to import (days)	9
<b>Dealing with construction permits</b> (rank)	15	DTF score for getting credit (0-100)	70.00	Cost to import (US\$ per container)	800
DTF score for dealing with construction permits (0-100)	85.27	Strength of legal rights index (0-12)	6		
Procedures (number)	11	Depth of credit information index (0-8)	8	<b>Enforcing contracts</b> (rank)	14
Time (days)	91	Credit bureau coverage (% of adults)	97.7	DTF score for enforcing contracts (0-100)	75.85
Cost (% of warehouse value)	0.3	Credit registry coverage (% of adults)	28.8	Procedures (number)	31
		<b>Protecting minority investors</b> (rank)	78	Time (days)	300
<b>Getting electricity</b> (rank)	105	DTF score for protecting minority investors (0-100)	55.00	Cost (% of claim)	23.6
DTF score for getting electricity (0-100)	71.46	Extent of conflict of interest regulation index (0-10)	6.0		
Procedures (number)	5	Extent of shareholder governance index (0-10)	5.0	<b>Resolving insolvency</b> (rank)	67
Time (days)	137	Strength of minority investor protection index (0-10)	5.5	DTF score for resolving insolvency (0-100)	48.47
Cost (% of income per capita)	45.5			Time (years)	2.3
		<b>Paying taxes</b> (rank)	44	Cost (% of estate)	10
		DTF score for paying taxes (0-100)	81.24	Recovery rate (cents on the dollar)	43.6
		Payments (number per year)	11	Strength of insolvency framework index (0-16)	8
		Time (hours per year)	175		
		Total tax rate (% of profit)	42.6		

Note: For resolving insolvency, an economy for which "no practice" is recorded for time and cost receives a score of 0 on the strength of insolvency framework index even if its legal framework includes provisions related to insolvency proceedings (liquidation or reorganization). Most indicator sets refer to a case scenario in the largest business city of an economy, except for 11 economies for which the data are a population-weighted average for the 2 largest business cities. See the data notes for more details.

✓ Reform making it easier to do business ✗ Change making it more difficult to do business

LUXEMBOURG		OECD high income		GNI per capita (US\$)	
Ease of doing business rank (1-189)	59	Overall distance to frontier (DTF) score (0-100)	67.60	Population (m)	71,810
<b>Starting a business</b> (rank)	82	<b>Registering property</b> (rank)	137	<b>Trading across borders</b> (rank)	35
DTF score for starting a business (0-100)	86.47	DTF score for registering property (0-100)	56.75	DTF score for trading across borders (0-100)	83.58
Procedures (number)	6	Procedures (number)	7	Documents to export (number)	5
Time (days)	18.5	Time (days)	26.5	Time to export (days)	8
Cost (% of income per capita)	2.0	Cost (% of property value)	10.1	Cost to export (US\$ per container)	1,425
Minimum capital (% of income per capita)	22.5			Documents to import (number)	4
		<b>Getting credit</b> (rank)	165	Time to import (days)	7
<b>Dealing with construction permits</b> (rank)	50	DTF score for getting credit (0-100)	15.00	Cost to import (US\$ per container)	1,420
DTF score for dealing with construction permits (0-100)	78.22	Strength of legal rights index (0-12)	3		
Procedures (number)	11	Depth of credit information index (0-8)	0	<b>Enforcing contracts</b> (rank)	2
Time (days)	157	Credit bureau coverage (% of adults)	0.0	DTF score for enforcing contracts (0-100)	85.70
Cost (% of warehouse value)	0.7	Credit registry coverage (% of adults)	0.0	Procedures (number)	26
				Time (days)	321
<b>Getting electricity</b> (rank)	42	<b>Protecting minority investors</b> (rank)	117	Cost (% of claim)	9.7
DTF score for getting electricity (0-100)	83.22	DTF score for protecting minority investors (0-100)	46.67		
Procedures (number)	5	Extent of conflict of interest regulation index (0-10)	4.3	<b>Resolving insolvency</b> (rank)	62
Time (days)	56	Extent of shareholder governance index (0-10)	5.0	DTF score for resolving insolvency (0-100)	51.83
Cost (% of income per capita)	40.1	Strength of minority investor protection index (0-10)	4.7	Time (years)	2.0
				Cost (% of estate)	15
		<b>Paying taxes</b> (rank)	20	Recovery rate (cents on the dollar)	44.0
		DTF score for paying taxes (0-100)	88.58	Strength of insolvency framework index (0-16)	9
		Payments (number per year)	23		
		Time (hours per year)	55		
		Total tax rate (% of profit)	20.2		

MACEDONIA, FYR		Europe & Central Asia		GNI per capita (US\$)	
Ease of doing business rank (1-189)	30	Overall distance to frontier (DTF) score (0-100)	74.11	Population (m)	4,800
✓ <b>Starting a business</b> (rank)	3	<b>Registering property</b> (rank)	74	<b>Trading across borders</b> (rank)	85
DTF score for starting a business (0-100)	98.08	DTF score for registering property (0-100)	71.27	DTF score for trading across borders (0-100)	74.43
Procedures (number)	2	Procedures (number)	7	Documents to export (number)	6
Time (days)	2	Time (days)	31	Time to export (days)	12
Cost (% of income per capita)	0.6	Cost (% of property value)	3.3	Cost to export (US\$ per container)	1,376
Minimum capital (% of income per capita)	0.0			Documents to import (number)	8
		<b>Getting credit</b> (rank)	36	Time to import (days)	11
<b>Dealing with construction permits</b> (rank)	89	DTF score for getting credit (0-100)	65.00	Cost to import (US\$ per container)	1,380
DTF score for dealing with construction permits (0-100)	72.30	Strength of legal rights index (0-12)	6		
Procedures (number)	11	Depth of credit information index (0-8)	7	<b>Enforcing contracts</b> (rank)	87
Time (days)	89	Credit bureau coverage (% of adults)	83.7	DTF score for enforcing contracts (0-100)	58.31
Cost (% of warehouse value)	8.2	Credit registry coverage (% of adults)	36.4	Procedures (number)	38
				Time (days)	604
<b>Getting electricity</b> (rank)	88	✓ <b>Protecting minority investors</b> (rank)	21	Cost (% of claim)	28.8
DTF score for getting electricity (0-100)	74.94	DTF score for protecting minority investors (0-100)	66.67		
Procedures (number)	5	Extent of conflict of interest regulation index (0-10)	6.7	✓ <b>Resolving insolvency</b> (rank)	35
Time (days)	107	Extent of shareholder governance index (0-10)	6.7	DTF score for resolving insolvency (0-100)	65.93
Cost (% of income per capita)	255.3	Strength of minority investor protection index (0-10)	6.7	Time (years)	1.8
				Cost (% of estate)	10
		<b>Paying taxes</b> (rank)	7	Recovery rate (cents on the dollar)	44.1
		DTF score for paying taxes (0-100)	94.17	Strength of insolvency framework index (0-16)	13.5
		Payments (number per year)	7		
		Time (hours per year)	119		
		Total tax rate (% of profit)	7.4		

MADAGASCAR		Sub-Saharan Africa		GNI per capita (US\$)	
Ease of doing business rank (1-189)	163	Overall distance to frontier (DTF) score (0-100)	49.25	Population (m)	440
<b>Starting a business</b> (rank)	37	<b>Registering property</b> (rank)	153	<b>Trading across borders</b> (rank)	109
DTF score for starting a business (0-100)	92.02	DTF score for registering property (0-100)	51.72	DTF score for trading across borders (0-100)	68.98
Procedures (number)	4	Procedures (number)	6	Documents to export (number)	5
Time (days)	8	Time (days)	74	Time to export (days)	22
Cost (% of income per capita)	13.5	Cost (% of property value)	10.2	Cost to export (US\$ per container)	1,195
Minimum capital (% of income per capita)	0.0			Documents to import (number)	9
		<b>Getting credit</b> (rank)	180	Time to import (days)	21
✓ <b>Dealing with construction permits</b> (rank)	177	DTF score for getting credit (0-100)	5.00	Cost to import (US\$ per container)	1,555
DTF score for dealing with construction permits (0-100)	46.68	Strength of legal rights index (0-12)	1		
Procedures (number)	13	Depth of credit information index (0-8)	0	<b>Enforcing contracts</b> (rank)	146
Time (days)	123	Credit bureau coverage (% of adults)	0.0	DTF score for enforcing contracts (0-100)	45.91
Cost (% of warehouse value)	20.8	Credit registry coverage (% of adults)	0.2	Procedures (number)	38
				Time (days)	871
<b>Getting electricity</b> (rank)	189	<b>Protecting minority investors</b> (rank)	87	Cost (% of claim)	42.4
DTF score for getting electricity (0-100)	16.67	DTF score for protecting minority investors (0-100)	53.33		
Procedures (number)	6	Extent of conflict of interest regulation index (0-10)	5.7	<b>Resolving insolvency</b> (rank)	129
Time (days)	450	Extent of shareholder governance index (0-10)	5.0	DTF score for resolving insolvency (0-100)	34.43
Cost (% of income per capita)	8,583.3	Strength of minority investor protection index (0-10)	5.3	Time (years)	2.0
				Cost (% of estate)	30
		<b>Paying taxes</b> (rank)	65	Recovery rate (cents on the dollar)	11.7
		DTF score for paying taxes (0-100)	77.78	Strength of insolvency framework index (0-16)	9
		Payments (number per year)	23		
		Time (hours per year)	183		
		Total tax rate (% of profit)	35.1		

Note: For resolving insolvency, an economy for which "no practice" is recorded for time and cost receives a score of 0 on the strength of insolvency framework index even if its legal framework includes provisions related to insolvency proceedings (liquidation or reorganization). Most indicator sets refer to a case scenario in the largest business city of an economy, except for 11 economies for which the data are a population-weighted average for the 2 largest business cities. See the data notes for more details.

✓ Reform making it easier to do business ✗ Change making it more difficult to do business

<b>MALAWI</b>		<b>Sub-Saharan Africa</b>		<b>GNI per capita (US\$)</b>		<b>270</b>	
<b>Ease of doing business rank (1-189)</b>		<b>Overall distance to frontier (DTF) score (0-100)</b>		<b>Population (m)</b>		<b>16.4</b>	
✓ <b>Starting a business</b> (rank)	157	<b>Registering property</b> (rank)	76	<b>Trading across borders</b> (rank)	170		
DTF score for starting a business (0-100)	68.53	DTF score for registering property (0-100)	71.07	DTF score for trading across borders (0-100)	37.40		
Procedures (number)	8	Procedures (number)	6	Documents to export (number)	11		
Time (days)	38	Time (days)	69	Time to export (days)	34		
Cost (% of income per capita)	94.1	Cost (% of property value)	1.9	Cost to export (US\$ per container)	2,200		
Minimum capital (% of income per capita)	0.0			Documents to import (number)	12		
		<b>Getting credit</b> (rank)	151	Time to import (days)	39		
<b>Dealing with construction permits</b> (rank)	72	DTF score for getting credit (0-100)	25.00	Cost to import (US\$ per container)	2,895		
DTF score for dealing with construction permits (0-100)	75.09	Strength of legal rights index (0-12)	5				
Procedures (number)	13	Depth of credit information index (0-8)	0	<b>Enforcing contracts</b> (rank)	154		
Time (days)	153	Credit bureau coverage (% of adults)	0.0	DTF score for enforcing contracts (0-100)	43.73		
Cost (% of warehouse value)	1.2	Credit registry coverage (% of adults)	0.0	Procedures (number)	42		
		<b>Protecting minority investors</b> (rank)	132	Time (days)	432		
✓ <b>Getting electricity</b> (rank)	181	DTF score for protecting minority investors (0-100)	45.00	Cost (% of claim)	69.1		
DTF score for getting electricity (0-100)	35.78	Extent of conflict of interest regulation index (0-10)	5.7				
Procedures (number)	6	Extent of shareholder governance index (0-10)	3.3	<b>Resolving insolvency</b> (rank)	166		
Time (days)	172	Strength of minority investor protection index (0-10)	4.5	DTF score for resolving insolvency (0-100)	18.99		
Cost (% of income per capita)	6,131.5			Time (years)	2.6		
		<b>Paying taxes</b> (rank)	103	Cost (% of estate)	25		
		DTF score for paying taxes (0-100)	71.37	Recovery rate (cents on the dollar)	12.1		
		Payments (number per year)	35	Strength of insolvency framework index (0-16)	4		
		Time (hours per year)	174.5				
		Total tax rate (% of profit)	35.5				

<b>MALAYSIA</b>		<b>East Asia &amp; Pacific</b>		<b>GNI per capita (US\$)</b>		<b>10,400</b>	
<b>Ease of doing business rank (1-189)</b>		<b>Overall distance to frontier (DTF) score (0-100)</b>		<b>Population (m)</b>		<b>29.7</b>	
<b>Starting a business</b> (rank)	13	<b>Registering property</b> (rank)	75	<b>Trading across borders</b> (rank)	11		
DTF score for starting a business (0-100)	94.90	DTF score for registering property (0-100)	71.16	DTF score for trading across borders (0-100)	89.94		
Procedures (number)	3	Procedures (number)	8	Documents to export (number)	4		
Time (days)	5.5	Time (days)	13.5	Time to export (days)	11		
Cost (% of income per capita)	7.2	Cost (% of property value)	3.3	Cost to export (US\$ per container)	525		
Minimum capital (% of income per capita)	0.0			Documents to import (number)	4		
		<b>Getting credit</b> (rank)	23	Time to import (days)	8		
<b>Dealing with construction permits</b> (rank)	28	DTF score for getting credit (0-100)	70.00	Cost to import (US\$ per container)	560		
DTF score for dealing with construction permits (0-100)	82.49	Strength of legal rights index (0-12)	7				
Procedures (number)	13	Depth of credit information index (0-8)	7	<b>Enforcing contracts</b> (rank)	29		
Time (days)	74	Credit bureau coverage (% of adults)	78.6	DTF score for enforcing contracts (0-100)	69.39		
Cost (% of warehouse value)	1.3	Credit registry coverage (% of adults)	56.2	Procedures (number)	29		
		<b>Protecting minority investors</b> (rank)	5	Time (days)	425		
<b>Getting electricity</b> (rank)	27	DTF score for protecting minority investors (0-100)	74.17	Cost (% of claim)	37.3		
DTF score for getting electricity (0-100)	86.67	Extent of conflict of interest regulation index (0-10)	8.7				
Procedures (number)	5	Extent of shareholder governance index (0-10)	6.2	<b>Resolving insolvency</b> (rank)	36		
Time (days)	32	Strength of minority investor protection index (0-10)	7.4	DTF score for resolving insolvency (0-100)	65.61		
Cost (% of income per capita)	46.3			Time (years)	1.0		
		<b>Paying taxes</b> (rank)	32	Cost (% of estate)	10		
		DTF score for paying taxes (0-100)	83.95	Recovery rate (cents on the dollar)	81.3		
		Payments (number per year)	13	Strength of insolvency framework index (0-16)	7		
		Time (hours per year)	133				
		Total tax rate (% of profit)	39.2				

<b>MALDIVES</b>		<b>South Asia</b>		<b>GNI per capita (US\$)</b>		<b>5,600</b>	
<b>Ease of doing business rank (1-189)</b>		<b>Overall distance to frontier (DTF) score (0-100)</b>		<b>Population (m)</b>		<b>0.3</b>	
<b>Starting a business</b> (rank)	50	<b>Registering property</b> (rank)	169	<b>Trading across borders</b> (rank)	132		
DTF score for starting a business (0-100)	91.07	DTF score for registering property (0-100)	43.85	DTF score for trading across borders (0-100)	63.63		
Procedures (number)	5	Procedures (number)	6	Documents to export (number)	7		
Time (days)	9	Time (days)	57	Time to export (days)	21		
Cost (% of income per capita)	6.2	Cost (% of property value)	16.2	Cost to export (US\$ per container)	1,625		
Minimum capital (% of income per capita)	2.3			Documents to import (number)	9		
		<b>Getting credit</b> (rank)	116	Time to import (days)	22		
<b>Dealing with construction permits</b> (rank)	24	DTF score for getting credit (0-100)	35.00	Cost to import (US\$ per container)	1,610		
DTF score for dealing with construction permits (0-100)	83.45	Strength of legal rights index (0-12)	2				
Procedures (number)	9	Depth of credit information index (0-8)	5	<b>Enforcing contracts</b> (rank)	91		
Time (days)	14.0	Credit bureau coverage (% of adults)	0.0	DTF score for enforcing contracts (0-100)	58.13		
Cost (% of warehouse value)	0.2	Credit registry coverage (% of adults)	17.3	Procedures (number)	41		
		<b>Protecting minority investors</b> (rank)	135	Time (days)	665		
<b>Getting electricity</b> (rank)	108	DTF score for protecting minority investors (0-100)	44.17	Cost (% of claim)	16.5		
DTF score for getting electricity (0-100)	71.14	Extent of conflict of interest regulation index (0-10)	5.3				
Procedures (number)	6	Extent of shareholder governance index (0-10)	3.5	<b>Resolving insolvency</b> (rank)	135		
Time (days)	91	Strength of minority investor protection index (0-10)	4.4	DTF score for resolving insolvency (0-100)	33.12		
Cost (% of income per capita)	391.5			Time (years)	1.5		
		<b>Paying taxes</b> (rank)	134	Cost (% of estate)	4		
		DTF score for paying taxes (0-100)	63.76	Recovery rate (cents on the dollar)	49.9		
		Payments (number per year)	30	Strength of insolvency framework index (0-16)	2		
		Time (hours per year)	413				
		Total tax rate (% of profit)	31.5				

Note: For resolving insolvency, an economy for which "no practice" is recorded for time and cost receives a score of 0 on the strength of insolvency framework index even if its legal framework includes provisions related to insolvency proceedings (liquidation or reorganization). Most indicator sets refer to a case scenario in the largest business city of an economy, except for 11 economies for which the data are a population-weighted average for the 2 largest business cities. See the data notes for more details.

✓ Reform making it easier to do business ✗ Change making it more difficult to do business

MALI		Sub-Saharan Africa		GNI per capita (US\$)	
Ease of doing business rank (1-189)	146	Overall distance to frontier (DTF) score (0-100)	52.59	Population (m)	670
<b>Starting a business</b> (rank)	169	<b>Registering property</b> (rank)	133	<b>Trading across borders</b> (rank)	163
DTF score for starting a business (0-100)	62.92	DTF score for registering property (0-100)	57.63	DTF score for trading across borders (0-100)	46.33
Procedures (number)	5	Procedures (number)	5	Documents to export (number)	6
Time (days)	11	Time (days)	29	Time to export (days)	26
Cost (% of income per capita)	78.1	Cost (% of property value)	12.1	Cost to export (US\$ per container)	2,440
Minimum capital (% of income per capita)	300.7			Documents to import (number)	11
		<b>Getting credit</b> (rank)	131	Time to import (days)	34
✓ <b>Dealing with construction permits</b> (rank)	97	DTF score for getting credit (0-100)	30.00	Cost to import (US\$ per container)	4,540
DTF score for dealing with construction permits (0-100)	70.84	Strength of legal rights index (0-12)	6		
Procedures (number)	10	Depth of credit information index (0-8)	0	<b>Enforcing contracts</b> (rank)	128
Time (days)	119	Credit bureau coverage (% of adults)	0.0	DTF score for enforcing contracts (0-100)	51.25
Cost (% of warehouse value)	8.1	Credit registry coverage (% of adults)	3.6	Procedures (number)	36
				Time (days)	620
<b>Getting electricity</b> (rank)	132	✓ <b>Protecting minority investors</b> (rank)	146	Cost (% of claim)	52.0
DTF score for getting electricity (0-100)	63.88	DTF score for protecting minority investors (0-100)	42.50		
Procedures (number)	4	Extent of conflict of interest regulation index (0-10)	4.0	<b>Resolving insolvency</b> (rank)	108
Time (days)	120	Extent of shareholder governance index (0-10)	4.5	DTF score for resolving insolvency (0-100)	40.35
Cost (% of income per capita)	3,833.8	Strength of minority investor protection index (0-10)	4.3	Time (years)	3.6
				Cost (% of estate)	18
		<b>Paying taxes</b> (rank)	145	Recovery rate (cents on the dollar)	22.7
		DTF score for paying taxes (0-100)	60.16	Strength of insolvency framework index (0-16)	9
		Payments (number per year)	35		
		Time (hours per year)	270		
		Total tax rate (% of profit)	48.3		

MALTA		Middle East & North Africa		GNI per capita (US\$)	
Ease of doing business rank (1-189)	94	Overall distance to frontier (DTF) score (0-100)	62.11	Population (m)	20,980
✓ <b>Starting a business</b> (rank)	136	<b>Registering property</b> (rank)	83	<b>Trading across borders</b> (rank)	43
DTF score for starting a business (0-100)	75.29	DTF score for registering property (0-100)	69.86	DTF score for trading across borders (0-100)	81.56
Procedures (number)	11	Procedures (number)	7	Documents to export (number)	5
Time (days)	34.5	Time (days)	15	Time to export (days)	11
Cost (% of income per capita)	11.0	Cost (% of property value)	5.1	Cost to export (US\$ per container)	855
Minimum capital (% of income per capita)	1.5			Documents to import (number)	7
		<b>Getting credit</b> (rank)	171	Time to import (days)	9
<b>Dealing with construction permits</b> (rank)	109	DTF score for getting credit (0-100)	10.00	Cost to import (US\$ per container)	970
DTF score for dealing with construction permits (0-100)	68.39	Strength of legal rights index (0-12)	2		
Procedures (number)	15	Depth of credit information index (0-8)	0	<b>Enforcing contracts</b> (rank)	107
Time (days)	167	Credit bureau coverage (% of adults)	0.0	DTF score for enforcing contracts (0-100)	56.27
Cost (% of warehouse value)	2.8	Credit registry coverage (% of adults)	0.0	Procedures (number)	40
				Time (days)	505
<b>Getting electricity</b> (rank)	114	<b>Protecting minority investors</b> (rank)	51	Cost (% of claim)	35.9
DTF score for getting electricity (0-100)	69.98	DTF score for protecting minority investors (0-100)	59.17		
Procedures (number)	5	Extent of conflict of interest regulation index (0-10)	5.7	<b>Resolving insolvency</b> (rank)	86
Time (days)	136	Extent of shareholder governance index (0-10)	6.2	DTF score for resolving insolvency (0-100)	44.78
Cost (% of income per capita)	440.2	Strength of minority investor protection index (0-10)	5.9	Time (years)	3.0
				Cost (% of estate)	10
		<b>Paying taxes</b> (rank)	26	Recovery rate (cents on the dollar)	39.6
		DTF score for paying taxes (0-100)	85.81	Strength of insolvency framework index (0-16)	7.5
		Payments (number per year)	7		
		Time (hours per year)	139		
		Total tax rate (% of profit)	41.6		

MARSHALL ISLANDS		East Asia & Pacific		GNI per capita (US\$)	
Ease of doing business rank (1-189)	139	Overall distance to frontier (DTF) score (0-100)	54.72	Population (m)	4,200
<b>Starting a business</b> (rank)	70	<b>Registering property</b> (rank)	189	<b>Trading across borders</b> (rank)	68
DTF score for starting a business (0-100)	88.37	DTF score for registering property (0-100)	0.00	DTF score for trading across borders (0-100)	76.97
Procedures (number)	5	Procedures (number)	NO PRACTICE	Documents to export (number)	5
Time (days)	17	Time (days)	NO PRACTICE	Time to export (days)	23
Cost (% of income per capita)	12.8	Cost (% of property value)	NO PRACTICE	Cost to export (US\$ per container)	695
Minimum capital (% of income per capita)	0.0			Documents to import (number)	5
		<b>Getting credit</b> (rank)	71	Time to import (days)	25
<b>Dealing with construction permits</b> (rank)	10	DTF score for getting credit (0-100)	50.00	Cost to import (US\$ per container)	720
DTF score for dealing with construction permits (0-100)	86.33	Strength of legal rights index (0-12)	10		
Procedures (number)	11	Depth of credit information index (0-8)	0	<b>Enforcing contracts</b> (rank)	58
Time (days)	42	Credit bureau coverage (% of adults)	0.0	DTF score for enforcing contracts (0-100)	64.41
Cost (% of warehouse value)	2.5	Credit registry coverage (% of adults)	0.0	Procedures (number)	36
				Time (days)	476
<b>Getting electricity</b> (rank)	68	<b>Protecting minority investors</b> (rank)	183	Cost (% of claim)	27.4
DTF score for getting electricity (0-100)	78.83	DTF score for protecting minority investors (0-100)	26.67		
Procedures (number)	5	Extent of conflict of interest regulation index (0-10)	3.3	<b>Resolving insolvency</b> (rank)	168
Time (days)	67	Extent of shareholder governance index (0-10)	2.0	DTF score for resolving insolvency (0-100)	9.19
Cost (% of income per capita)	719.0	Strength of minority investor protection index (0-10)	2.7	Time (years)	2.0
				Cost (% of estate)	38
		<b>Paying taxes</b> (rank)	128	Recovery rate (cents on the dollar)	17.1
		DTF score for paying taxes (0-100)	66.38	Strength of insolvency framework index (0-16)	0
		Payments (number per year)	21		
		Time (hours per year)	128		
		Total tax rate (% of profit)	64.8		

Note: For resolving insolvency, an economy for which "no practice" is recorded for time and cost receives a score of 0 on the strength of insolvency framework index even if its legal framework includes provisions related to insolvency proceedings (liquidation or reorganization). Most indicator sets refer to a case scenario in the largest business city of an economy, except for 11 economies for which the data are a population-weighted average for the 2 largest business cities. See the data notes for more details.

✓ Reform making it easier to do business ✗ Change making it more difficult to do business

<b>MAURITANIA</b>		<b>Sub-Saharan Africa</b>		<b>GNI per capita (US\$)</b>	
<b>Ease of doing business rank (1–189)</b>		<b>Overall distance to frontier (DTF) score (0–100)</b>		<b>Population (m)</b>	
	<b>176</b>		<b>44.21</b>		<b>1,060</b>
✓ <b>Starting a business</b> (rank)	164	<b>Registering property</b> (rank)	66	<b>Trading across borders</b> (rank)	151
DTF score for starting a business (0–100)	65.83	DTF score for registering property (0–100)	73.57	DTF score for trading across borders (0–100)	55.49
Procedures (number)	7	Procedures (number)	4	Documents to export (number)	8
Time (days)	9	Time (days)	49	Time to export (days)	31
Cost (% of income per capita)	19.8	Cost (% of property value)	4.7	Cost to export (US\$ per container)	1,640
Minimum capital (% of income per capita)	331.8			Documents to import (number)	8
		✓ <b>Getting credit</b> (rank)	171	Time to import (days)	38
<b>Dealing with construction permits</b> (rank)	77	DTF score for getting credit (0–100)	10.00	Cost to import (US\$ per container)	1,523
DTF score for dealing with construction permits (0–100)	74.30	Strength of legal rights index (0–12)	2		
Procedures (number)	13	Depth of credit information index (0–8)	0	<b>Enforcing contracts</b> (rank)	86
Time (days)	104	Credit bureau coverage (% of adults)	0.0	DTF score for enforcing contracts (0–100)	58.47
Cost (% of warehouse value)	4.5	Credit registry coverage (% of adults)	4.6	Procedures (number)	46
		<b>Protecting minority investors</b> (rank)	166	Time (days)	370
<b>Getting electricity</b> (rank)	169	DTF score for protecting minority investors (0–100)	38.33	Cost (% of claim)	23.2
DTF score for getting electricity (0–100)	48.39	Extent of conflict of interest regulation index (0–10)	3.7		
Procedures (number)	5	Extent of shareholder governance index (0–10)	4.0	<b>Resolving insolvency</b> (rank)	189
Time (days)	75	Strength of minority investor protection index (0–10)	3.8	DTF score for resolving insolvency (0–100)	0.00
Cost (% of income per capita)	7,833.4			Time (years)	NO PRACTICE
		<b>Paying taxes</b> (rank)	187	Cost (% of estate)	NO PRACTICE
		DTF score for paying taxes (0–100)	17.71	Recovery rate (cents on the dollar)	0.0
		Payments (number per year)	49	Strength of insolvency framework index (0–16)	0
		Time (hours per year)	734		
		Total tax rate (% of profit)	71.3		
<b>MAURITIUS</b>		<b>Sub-Saharan Africa</b>		<b>GNI per capita (US\$)</b>	
<b>Ease of doing business rank (1–189)</b>		<b>Overall distance to frontier (DTF) score (0–100)</b>		<b>Population (m)</b>	
	<b>28</b>		<b>74.81</b>		<b>9,300</b>
✓ <b>Starting a business</b> (rank)	29	<b>Registering property</b> (rank)	98	<b>Trading across borders</b> (rank)	17
DTF score for starting a business (0–100)	92.47	DTF score for registering property (0–100)	66.00	DTF score for trading across borders (0–100)	87.74
Procedures (number)	5	Procedures (number)	4	Documents to export (number)	4
Time (days)	6	Time (days)	14	Time to export (days)	10
Cost (% of income per capita)	2.1	Cost (% of property value)	10.6	Cost to export (US\$ per container)	675
Minimum capital (% of income per capita)	0.0			Documents to import (number)	5
		<b>Getting credit</b> (rank)	36	Time to import (days)	9
<b>Dealing with construction permits</b> (rank)	117	DTF score for getting credit (0–100)	65.00	Cost to import (US\$ per container)	710
DTF score for dealing with construction permits (0–100)	67.17	Strength of legal rights index (0–12)	6		
Procedures (number)	13	Depth of credit information index (0–8)	7	✓ <b>Enforcing contracts</b> (rank)	44
Time (days)	245	Credit bureau coverage (% of adults)	0.0	DTF score for enforcing contracts (0–100)	66.22
Cost (% of warehouse value)	0.7	Credit registry coverage (% of adults)	71.9	Procedures (number)	34
		<b>Protecting minority investors</b> (rank)	28	Time (days)	519
<b>Getting electricity</b> (rank)	41	DTF score for protecting minority investors (0–100)	65.00	Cost (% of claim)	25.0
DTF score for getting electricity (0–100)	83.74	Extent of conflict of interest regulation index (0–10)	7.3		
Procedures (number)	4	Extent of shareholder governance index (0–10)	5.7	<b>Resolving insolvency</b> (rank)	43
Time (days)	84	Strength of minority investor protection index (0–10)	6.5	DTF score for resolving insolvency (0–100)	62.81
Cost (% of income per capita)	277.0			Time (years)	1.7
		<b>Paying taxes</b> (rank)	13	Cost (% of estate)	15
		DTF score for paying taxes (0–100)	91.92	Recovery rate (cents on the dollar)	67.4
		Payments (number per year)	8	Strength of insolvency framework index (0–16)	8.5
		Time (hours per year)	152		
		Total tax rate (% of profit)	24.5		
<b>MEXICO</b>		<b>Latin America &amp; Caribbean</b>		<b>GNI per capita (US\$)</b>	
<b>Ease of doing business rank (1–189)</b>		<b>Overall distance to frontier (DTF) score (0–100)</b>		<b>Population (m)</b>	
	<b>39</b>		<b>71.53</b>		<b>9,940</b>
<b>Starting a business</b> (rank)	67	<b>Registering property</b> (rank)	110	<b>Trading across borders</b> (rank)	44
DTF score for starting a business (0–100)	88.85	DTF score for registering property (0–100)	62.45	DTF score for trading across borders (0–100)	81.26
Procedures (number)	6	Procedures (number)	6.8	Documents to export (number)	4
Time (days)	6.3	Time (days)	63.7	Time to export (days)	12
Cost (% of income per capita)	18.6	Cost (% of property value)	5.1	Cost to export (US\$ per container)	1,499
Minimum capital (% of income per capita)	0.0			Documents to import (number)	4
		✓ <b>Getting credit</b> (rank)	12	Time to import (days)	11.2
<b>Dealing with construction permits</b> (rank)	108	DTF score for getting credit (0–100)	80.00	Cost to import (US\$ per container)	1,888
DTF score for dealing with construction permits (0–100)	68.43	Strength of legal rights index (0–12)	8		
Procedures (number)	11.3	Depth of credit information index (0–8)	8	<b>Enforcing contracts</b> (rank)	57
Time (days)	87.6	Credit bureau coverage (% of adults)	100.0	DTF score for enforcing contracts (0–100)	64.61
Cost (% of warehouse value)	10.3	Credit registry coverage (% of adults)	0.0	Procedures (number)	36.8
		<b>Protecting minority investors</b> (rank)	62	Time (days)	389
<b>Getting electricity</b> (rank)	116	DTF score for protecting minority investors (0–100)	57.50	Cost (% of claim)	30.9
DTF score for getting electricity (0–100)	68.47	Extent of conflict of interest regulation index (0–10)	6.0		
Procedures (number)	6.8	Extent of shareholder governance index (0–10)	5.5	✓ <b>Resolving insolvency</b> (rank)	27
Time (days)	78.9	Strength of minority investor protection index (0–10)	5.8	DTF score for resolving insolvency (0–100)	72.59
Cost (% of income per capita)	346.1			Time (years)	1.8
		<b>Paying taxes</b> (rank)	105	Cost (% of estate)	18
		DTF score for paying taxes (0–100)	71.17	Recovery rate (cents on the dollar)	68.1
		Payments (number per year)	6	Strength of insolvency framework index (0–16)	11.5
		Time (hours per year)	334		
		Total tax rate (% of profit)	51.8		

Note: For resolving insolvency, an economy for which "no practice" is recorded for time and cost receives a score of 0 on the strength of insolvency framework index even if its legal framework includes provisions related to insolvency proceedings (liquidation or reorganization). Most indicator sets refer to a case scenario in the largest business city of an economy, except for 11 economies for which the data are a population-weighted average for the 2 largest business cities. See the data notes for more details.

✓ Reform making it easier to do business ✗ Change making it more difficult to do business

<b>MICRONESIA, FED. STS.</b>		<b>East Asia &amp; Pacific</b>		<b>GNI per capita (US\$)</b>	
<b>Ease of doing business rank (1-189)</b>	<b>145</b>	<b>Overall distance to frontier (DTF) score (0-100)</b>	<b>53.07</b>	<b>Population (m)</b>	<b>3,430</b>
<b>Starting a business (rank)</b>	151	<b>Registering property (rank)</b>	189	<b>Trading across borders (rank)</b>	106
DTF score for starting a business (0-100)	69.63	DTF score for registering property (0-100)	0.00	DTF score for trading across borders (0-100)	69.42
Procedures (number)	7	Procedures (number)	NO PRACTICE	Documents to export (number)	5
Time (days)	16	Time (days)	NO PRACTICE	Time to export (days)	30
Cost (% of income per capita)	141.2	Cost (% of property value)	NO PRACTICE	Cost to export (US\$ per container)	1,045
Minimum capital (% of income per capita)	0.0			Documents to import (number)	6
		<b>Getting credit (rank)</b>	61	Time to import (days)	31
<b>Dealing with construction permits (rank)</b>	37	DTF score for getting credit (0-100)	55.00	Cost to import (US\$ per container)	1,045
DTF score for dealing with construction permits (0-100)	80.10	Strength of legal rights index (0-12)	11		
Procedures (number)	14	Depth of credit information index (0-8)	0	<b>Enforcing contracts (rank)</b>	162
Time (days)	99	Credit bureau coverage (% of adults)	0.0	DTF score for enforcing contracts (0-100)	40.85
Cost (% of warehouse value)	0.5	Credit registry coverage (% of adults)	0.0	Procedures (number)	34
				Time (days)	885
<b>Getting electricity (rank)</b>	30	<b>Protecting minority investors (rank)</b>	186	Cost (% of claim)	66.0
DTF score for getting electricity (0-100)	85.89	DTF score for protecting minority investors (0-100)	23.33		
Procedures (number)	3	Extent of conflict of interest regulation index (0-10)	2.7	<b>Resolving insolvency (rank)</b>	118
Time (days)	105	Extent of shareholder governance index (0-10)	2.0	DTF score for resolving insolvency (0-100)	37.74
Cost (% of income per capita)	363.8	Strength of minority investor protection index (0-10)	2.3	Time (years)	5.3
		<b>Paying taxes (rank)</b>	114	Cost (% of estate)	38
		DTF score for paying taxes (0-100)	68.78	Recovery rate (cents on the dollar)	3.3
		Payments (number per year)	21	Strength of insolvency framework index (0-16)	11.5
		Time (hours per year)	128		
		Total tax rate (% of profit)	60.5		

<b>MOLDOVA</b>		<b>Europe &amp; Central Asia</b>		<b>GNI per capita (US\$)</b>	
<b>Ease of doing business rank (1-189)</b>	<b>63</b>	<b>Overall distance to frontier (DTF) score (0-100)</b>	<b>66.60</b>	<b>Population (m)</b>	<b>2,460</b>
✓ <b>Starting a business (rank)</b>	35	<b>Registering property (rank)</b>	22	<b>Trading across borders (rank)</b>	152
DTF score for starting a business (0-100)	92.16	DTF score for registering property (0-100)	86.10	DTF score for trading across borders (0-100)	54.97
Procedures (number)	5	Procedures (number)	5	Documents to export (number)	9
Time (days)	6	Time (days)	5.5	Time to export (days)	23
Cost (% of income per capita)	4.6	Cost (% of property value)	0.9	Cost to export (US\$ per container)	1,510
Minimum capital (% of income per capita)	0.0			Documents to import (number)	11
		<b>Getting credit (rank)</b>	23	Time to import (days)	27
<b>Dealing with construction permits (rank)</b>	175	DTF score for getting credit (0-100)	70.00	Cost to import (US\$ per container)	1,870
DTF score for dealing with construction permits (0-100)	48.11	Strength of legal rights index (0-12)	8		
Procedures (number)	27	Depth of credit information index (0-8)	6	<b>Enforcing contracts (rank)</b>	42
Time (days)	247	Credit bureau coverage (% of adults)	8.8	DTF score for enforcing contracts (0-100)	66.68
Cost (% of warehouse value)	0.8	Credit registry coverage (% of adults)	0.0	Procedures (number)	31
		<b>Protecting minority investors (rank)</b>	56	Time (days)	567
<b>Getting electricity (rank)</b>	149	DTF score for protecting minority investors (0-100)	58.33	Cost (% of claim)	28.6
DTF score for getting electricity (0-100)	59.73	Extent of conflict of interest regulation index (0-10)	6.3		
Procedures (number)	7	Extent of shareholder governance index (0-10)	5.3	<b>Resolving insolvency (rank)</b>	58
Time (days)	118	Strength of minority investor protection index (0-10)	5.8	DTF score for resolving insolvency (0-100)	53.32
Cost (% of income per capita)	865.1			Time (years)	2.8
		✓ <b>Paying taxes (rank)</b>	70	Cost (% of estate)	15
		DTF score for paying taxes (0-100)	76.57	Recovery rate (cents on the dollar)	29.4
		Payments (number per year)	21	Strength of insolvency framework index (0-16)	12
		Time (hours per year)	185		
		Total tax rate (% of profit)	39.7		

<b>MONGOLIA</b>		<b>East Asia &amp; Pacific</b>		<b>GNI per capita (US\$)</b>	
<b>Ease of doing business rank (1-189)</b>	<b>72</b>	<b>Overall distance to frontier (DTF) score (0-100)</b>	<b>65.02</b>	<b>Population (m)</b>	<b>3,770</b>
<b>Starting a business (rank)</b>	42	<b>Registering property (rank)</b>	30	<b>Trading across borders (rank)</b>	173
DTF score for starting a business (0-100)	91.33	DTF score for registering property (0-100)	82.76	DTF score for trading across borders (0-100)	30.18
Procedures (number)	5	Procedures (number)	5	Documents to export (number)	11
Time (days)	11	Time (days)	10.5	Time to export (days)	44
Cost (% of income per capita)	1.2	Cost (% of property value)	2.1	Cost to export (US\$ per container)	2,745
Minimum capital (% of income per capita)	0.0			Documents to import (number)	12
		<b>Getting credit (rank)</b>	61	Time to import (days)	45
<b>Dealing with construction permits (rank)</b>	74	DTF score for getting credit (0-100)	55.00	Cost to import (US\$ per container)	2,950
DTF score for dealing with construction permits (0-100)	74.62	Strength of legal rights index (0-12)	5		
Procedures (number)	16	Depth of credit information index (0-8)	6	<b>Enforcing contracts (rank)</b>	24
Time (days)	137	Credit bureau coverage (% of adults)	0.0	DTF score for enforcing contracts (0-100)	70.17
Cost (% of warehouse value)	0.0	Credit registry coverage (% of adults)	32.7	Procedures (number)	32
				Time (days)	374
<b>Getting electricity (rank)</b>	142	✓ <b>Protecting minority investors (rank)</b>	17	Cost (% of claim)	30.6
DTF score for getting electricity (0-100)	60.91	DTF score for protecting minority investors (0-100)	67.50		
Procedures (number)	8	Extent of conflict of interest regulation index (0-10)	7.0	<b>Resolving insolvency (rank)</b>	90
Time (days)	79	Extent of shareholder governance index (0-10)	6.5	DTF score for resolving insolvency (0-100)	43.93
Cost (% of income per capita)	600.6	Strength of minority investor protection index (0-10)	6.8	Time (years)	4.0
		✓ <b>Paying taxes (rank)</b>	84	Cost (% of estate)	15
		DTF score for paying taxes (0-100)	73.79	Recovery rate (cents on the dollar)	17.8
		Payments (number per year)	41	Strength of insolvency framework index (0-16)	11
		Time (hours per year)	148		
		Total tax rate (% of profit)	24.4		

Note: For resolving insolvency, an economy for which "no practice" is recorded for time and cost receives a score of 0 on the strength of insolvency framework index even if its legal framework includes provisions related to insolvency proceedings (liquidation or reorganization). Most indicator sets refer to a case scenario in the largest business city of an economy, except for 11 economies for which the data are a population-weighted average for the 2 largest business cities. See the data notes for more details.

✓ Reform making it easier to do business ✗ Change making it more difficult to do business

<b>MONTENEGRO</b>		<b>Europe &amp; Central Asia</b>		<b>GNI per capita (US\$)</b>		<b>7,260</b>	
<b>Ease of doing business rank (1–189)</b>		<b>Overall distance to frontier (DTF) score (0–100)</b>		<b>Population (m)</b>		<b>0.6</b>	
<b>Starting a business</b> (rank)	56	<b>Registering property</b> (rank)	87	<b>Trading across borders</b> (rank)	52		
DTF score for starting a business (0–100)	90.05	DTF score for registering property (0–100)	68.29	DTF score for trading across borders (0–100)	79.37		
Procedures (number)	6	Procedures (number)	6	Documents to export (number)	6		
Time (days)	10	Time (days)	69	Time to export (days)	14		
Cost (% of income per capita)	1.6	Cost (% of property value)	3.1	Cost to export (US\$ per container)	985		
Minimum capital (% of income per capita)	0.0			Documents to import (number)	5		
✓ <b>Dealing with construction permits</b> (rank)	138	<b>Getting credit</b> (rank)	4	Time to import (days)	14		
DTF score for dealing with construction permits (0–100)	62.92	DTF score for getting credit (0–100)	90.00	Cost to import (US\$ per container)	985		
Procedures (number)	8	Strength of legal rights index (0–12)	12	<b>Enforcing contracts</b> (rank)	136		
Time (days)	158	Depth of credit information index (0–8)	6	DTF score for enforcing contracts (0–100)	49.62		
Cost (% of warehouse value)	12.2	Credit bureau coverage (% of adults)	0.0	Procedures (number)	49		
		Credit registry coverage (% of adults)	26.0	Time (days)	545		
<b>Getting electricity</b> (rank)	63	<b>Protecting minority investors</b> (rank)	43	Cost (% of claim)	25.7		
DTF score for getting electricity (0–100)	79.28	DTF score for protecting minority investors (0–100)	60.83	<b>Resolving insolvency</b> (rank)	33		
Procedures (number)	5	Extent of conflict of interest regulation index (0–10)	6.3	DTF score for resolving insolvency (0–100)	68.22		
Time (days)	71	Extent of shareholder governance index (0–10)	5.8	Time (years)	1.4		
Cost (% of income per capita)	467.9	Strength of minority investor protection index (0–10)	6.1	Cost (% of estate)	8		
		<b>Paying taxes</b> (rank)	98	Recovery rate (cents on the dollar)	48.4		
		DTF score for paying taxes (0–100)	71.59	Strength of insolvency framework index (0–16)	13.5		
		Payments (number per year)	29				
		Time (hours per year)	320				
		Total tax rate (% of profit)	22.3				

<b>MOROCCO</b>		<b>Middle East &amp; North Africa</b>		<b>GNI per capita (US\$)</b>		<b>3,030</b>	
<b>Ease of doing business rank (1–189)</b>		<b>Overall distance to frontier (DTF) score (0–100)</b>		<b>Population (m)</b>		<b>33.0</b>	
<b>Starting a business</b> (rank)	54	<b>Registering property</b> (rank)	115	✓ <b>Trading across borders</b> (rank)	31		
DTF score for starting a business (0–100)	90.33	DTF score for registering property (0–100)	61.26	DTF score for trading across borders (0–100)	84.64		
Procedures (number)	5	Procedures (number)	8	Documents to export (number)	4		
Time (days)	11	Time (days)	40	Time to export (days)	10		
Cost (% of income per capita)	9.2	Cost (% of property value)	5.9	Cost to export (US\$ per container)	595		
Minimum capital (% of income per capita)	0.0			Documents to import (number)	6		
<b>Dealing with construction permits</b> (rank)	54	<b>Getting credit</b> (rank)	104	Time to import (days)	14		
DTF score for dealing with construction permits (0–100)	77.89	DTF score for getting credit (0–100)	40.00	Cost to import (US\$ per container)	970		
Procedures (number)	12	Strength of legal rights index (0–12)	2	<b>Enforcing contracts</b> (rank)	81		
Time (days)	94	Depth of credit information index (0–8)	6	DTF score for enforcing contracts (0–100)	60.14		
Cost (% of warehouse value)	3.7	Credit bureau coverage (% of adults)	21.1	Procedures (number)	40		
		Credit registry coverage (% of adults)	0.0	Time (days)	510		
<b>Getting electricity</b> (rank)	91	<b>Protecting minority investors</b> (rank)	122	Cost (% of claim)	25.2		
DTF score for getting electricity (0–100)	74.39	DTF score for protecting minority investors (0–100)	45.83	<b>Resolving insolvency</b> (rank)	113		
Procedures (number)	5	Extent of conflict of interest regulation index (0–10)	4.7	DTF score for resolving insolvency (0–100)	38.47		
Time (days)	62	Extent of shareholder governance index (0–10)	4.5	Time (years)	3.5		
Cost (% of income per capita)	1,974.5	Strength of minority investor protection index (0–10)	4.6	Cost (% of estate)	18		
		<b>Paying taxes</b> (rank)	66	Recovery rate (cents on the dollar)	27.9		
		DTF score for paying taxes (0–100)	77.69	Strength of insolvency framework index (0–16)	7.5		
		Payments (number per year)	6				
		Time (hours per year)	232				
		Total tax rate (% of profit)	49.3				

<b>MOZAMBIQUE</b>		<b>Sub-Saharan Africa</b>		<b>GNI per capita (US\$)</b>		<b>590</b>	
<b>Ease of doing business rank (1–189)</b>		<b>Overall distance to frontier (DTF) score (0–100)</b>		<b>Population (m)</b>		<b>25.8</b>	
<b>Starting a business</b> (rank)	107	✓ <b>Registering property</b> (rank)	101	<b>Trading across borders</b> (rank)	129		
DTF score for starting a business (0–100)	82.96	DTF score for registering property (0–100)	64.51	DTF score for trading across borders (0–100)	64.76		
Procedures (number)	9	Procedures (number)	6	Documents to export (number)	7		
Time (days)	13	Time (days)	40	Time to export (days)	21		
Cost (% of income per capita)	17.1	Cost (% of property value)	6.9	Cost to export (US\$ per container)	1,100		
Minimum capital (% of income per capita)	0.0			Documents to import (number)	9		
<b>Dealing with construction permits</b> (rank)	84	<b>Getting credit</b> (rank)	131	Time to import (days)	25		
DTF score for dealing with construction permits (0–100)	73.29	DTF score for getting credit (0–100)	30.00	Cost to import (US\$ per container)	1,600		
Procedures (number)	11	Strength of legal rights index (0–12)	1	<b>Enforcing contracts</b> (rank)	164		
Time (days)	144	Depth of credit information index (0–8)	5	DTF score for enforcing contracts (0–100)	39.81		
Cost (% of warehouse value)	4.4	Credit bureau coverage (% of adults)	0.0	Procedures (number)	30		
		Credit registry coverage (% of adults)	5.7	Time (days)	760		
<b>Getting electricity</b> (rank)	164	<b>Protecting minority investors</b> (rank)	94	Cost (% of claim)	119.0		
DTF score for getting electricity (0–100)	54.65	DTF score for protecting minority investors (0–100)	51.67	✓ <b>Resolving insolvency</b> (rank)	107		
Procedures (number)	7	Extent of conflict of interest regulation index (0–10)	6.3	DTF score for resolving insolvency (0–100)	40.75		
Time (days)	107	Extent of shareholder governance index (0–10)	4.0	Time (years)	5.0		
Cost (% of income per capita)	2,484.8	Strength of minority investor protection index (0–10)	5.2	Cost (% of estate)	9		
		<b>Paying taxes</b> (rank)	123	Recovery rate (cents on the dollar)	17.6		
		DTF score for paying taxes (0–100)	66.85	Strength of insolvency framework index (0–16)	10		
		Payments (number per year)	37				
		Time (hours per year)	230				
		Total tax rate (% of profit)	36.6				

Note: For resolving insolvency, an economy for which “no practice” is recorded for time and cost receives a score of 0 on the strength of insolvency framework index even if its legal framework includes provisions related to insolvency proceedings (liquidation or reorganization). Most indicator sets refer to a case scenario in the largest business city of an economy, except for 11 economies for which the data are a population-weighted average for the 2 largest business cities. See the data notes for more details.



✓ Reform making it easier to do business ✗ Change making it more difficult to do business

<b>MYANMAR</b>		<b>East Asia &amp; Pacific</b>		<b>GNI per capita (US\$)</b>	
<b>Ease of doing business rank (1–189)</b>	<b>177</b>	<b>Overall distance to frontier (DTF) score (0–100)</b>	<b>43.55</b>	<b>Population (m)</b>	<b>869</b>
<b>Starting a business</b> (rank)	189	<b>Registering property</b> (rank)	151	✓ <b>Trading across borders</b> (rank)	103
DTF score for starting a business (0–100)	22.85	DTF score for registering property (0–100)	52.26	DTF score for trading across borders (0–100)	70.02
Procedures (number)	11	Procedures (number)	6	Documents to export (number)	8
Time (days)	72	Time (days)	113	Time to export (days)	20
Cost (% of income per capita)	155.9	Cost (% of property value)	7.2	Cost to export (US\$ per container)	620
Minimum capital (% of income per capita)	6,190.1			Documents to import (number)	8
		<b>Getting credit</b> (rank)	171	Time to import (days)	22
<b>Dealing with construction permits</b> (rank)	130	DTF score for getting credit (0–100)	10.00	Cost to import (US\$ per container)	610
DTF score for dealing with construction permits (0–100)	64.93	Strength of legal rights index (0–12)	2		
Procedures (number)	13	Depth of credit information index (0–8)	0	<b>Enforcing contracts</b> (rank)	185
Time (days)	128	Credit bureau coverage (% of adults)	0.0	DTF score for enforcing contracts (0–100)	27.31
Cost (% of warehouse value)	8.8	Credit registry coverage (% of adults)	0.0	Procedures (number)	45
				Time (days)	1,160
<b>Getting electricity</b> (rank)	121	<b>Protecting minority investors</b> (rank)	178	Cost (% of claim)	51.5
DTF score for getting electricity (0–100)	66.78	DTF score for protecting minority investors (0–100)	29.17		
Procedures (number)	5	Extent of conflict of interest regulation index (0–10)	2.0	<b>Resolving insolvency</b> (rank)	160
Time (days)	91	Extent of shareholder governance index (0–10)	3.8	DTF score for resolving insolvency (0–100)	23.51
Cost (% of income per capita)	2,801.7	Strength of minority investor protection index (0–10)	2.9	Time (years)	5.0
				Cost (% of estate)	18
		<b>Paying taxes</b> (rank)	116	Recovery rate (cents on the dollar)	14.7
		DTF score for paying taxes (0–100)	68.64	Strength of insolvency framework index (0–16)	5
		Payments (number per year)	31		
		Time (hours per year)	154.5		
		Total tax rate (% of profit)	47.7		
<b>NAMIBIA</b>		<b>Sub-Saharan Africa</b>		<b>GNI per capita (US\$)</b>	
<b>Ease of doing business rank (1–189)</b>	<b>88</b>	<b>Overall distance to frontier (DTF) score (0–100)</b>	<b>62.81</b>	<b>Population (m)</b>	<b>5,840</b>
<b>Starting a business</b> (rank)	156	<b>Registering property</b> (rank)	173	<b>Trading across borders</b> (rank)	136
DTF score for starting a business (0–100)	68.67	DTF score for registering property (0–100)	41.85	DTF score for trading across borders (0–100)	63.17
Procedures (number)	10	Procedures (number)	8	Documents to export (number)	8
Time (days)	66	Time (days)	52	Time to export (days)	24
Cost (% of income per capita)	13.1	Cost (% of property value)	13.8	Cost to export (US\$ per container)	1,650
Minimum capital (% of income per capita)	0.0			Documents to import (number)	7
		<b>Getting credit</b> (rank)	61	Time to import (days)	20
<b>Dealing with construction permits</b> (rank)	25	DTF score for getting credit (0–100)	55.00	Cost to import (US\$ per container)	1,805
DTF score for dealing with construction permits (0–100)	83.22	Strength of legal rights index (0–12)	5		
Procedures (number)	10	Depth of credit information index (0–8)	6	<b>Enforcing contracts</b> (rank)	53
Time (days)	122	Credit bureau coverage (% of adults)	64.3	DTF score for enforcing contracts (0–100)	64.82
Cost (% of warehouse value)	0.5	Credit registry coverage (% of adults)	0.0	Procedures (number)	33
				Time (days)	460
<b>Getting electricity</b> (rank)	66	<b>Protecting minority investors</b> (rank)	87	Cost (% of claim)	35.8
DTF score for getting electricity (0–100)	78.97	DTF score for protecting minority investors (0–100)	53.33		
Procedures (number)	6	Extent of conflict of interest regulation index (0–10)	5.7	<b>Resolving insolvency</b> (rank)	81
Time (days)	37	Extent of shareholder governance index (0–10)	5.0	DTF score for resolving insolvency (0–100)	45.53
Cost (% of income per capita)	391.2	Strength of minority investor protection index (0–10)	5.3	Time (years)	2.5
				Cost (% of estate)	15
		✗ <b>Paying taxes</b> (rank)	85	Recovery rate (cents on the dollar)	35.2
		DTF score for paying taxes (0–100)	73.57	Strength of insolvency framework index (0–16)	8.5
		Payments (number per year)	26		
		Time (hours per year)	314		
		Total tax rate (% of profit)	20.7		
<b>NEPAL</b>		<b>South Asia</b>		<b>GNI per capita (US\$)</b>	
<b>Ease of doing business rank (1–189)</b>	<b>108</b>	<b>Overall distance to frontier (DTF) score (0–100)</b>	<b>60.33</b>	<b>Population (m)</b>	<b>730</b>
<b>Starting a business</b> (rank)	104	<b>Registering property</b> (rank)	27	<b>Trading across borders</b> (rank)	171
DTF score for starting a business (0–100)	83.01	DTF score for registering property (0–100)	83.08	DTF score for trading across borders (0–100)	36.08
Procedures (number)	7	Procedures (number)	3	Documents to export (number)	11
Time (days)	17	Time (days)	5	Time to export (days)	40
Cost (% of income per capita)	32.2	Cost (% of property value)	4.8	Cost to export (US\$ per container)	2,545
Minimum capital (% of income per capita)	0.0			Documents to import (number)	11
		<b>Getting credit</b> (rank)	116	Time to import (days)	39
✓ <b>Dealing with construction permits</b> (rank)	91	DTF score for getting credit (0–100)	35.00	Cost to import (US\$ per container)	2,650
DTF score for dealing with construction permits (0–100)	71.83	Strength of legal rights index (0–12)	7		
Procedures (number)	10	Depth of credit information index (0–8)	0	<b>Enforcing contracts</b> (rank)	134
Time (days)	86	Credit bureau coverage (% of adults)	1.0	DTF score for enforcing contracts (0–100)	49.65
Cost (% of warehouse value)	9.4	Credit registry coverage (% of adults)	0.0	Procedures (number)	39
				Time (days)	910
<b>Getting electricity</b> (rank)	85	<b>Protecting minority investors</b> (rank)	71	Cost (% of claim)	26.8
DTF score for getting electricity (0–100)	76.07	DTF score for protecting minority investors (0–100)	56.67		
Procedures (number)	5	Extent of conflict of interest regulation index (0–10)	5.3	<b>Resolving insolvency</b> (rank)	82
Time (days)	70	Extent of shareholder governance index (0–10)	6.0	DTF score for resolving insolvency (0–100)	45.41
Cost (% of income per capita)	1,284.9	Strength of minority investor protection index (0–10)	5.7	Time (years)	2.0
				Cost (% of estate)	9
		<b>Paying taxes</b> (rank)	126	Recovery rate (cents on the dollar)	43.7
		DTF score for paying taxes (0–100)	66.52	Strength of insolvency framework index (0–16)	7
		Payments (number per year)	34		
		Time (hours per year)	334		
		Total tax rate (% of profit)	29.5		

Note: For resolving insolvency, an economy for which “no practice” is recorded for time and cost receives a score of 0 on the strength of insolvency framework index even if its legal framework includes provisions related to insolvency proceedings (liquidation or reorganization). Most indicator sets refer to a case scenario in the largest business city of an economy, except for 11 economies for which the data are a population-weighted average for the 2 largest business cities. See the data notes for more details.

✓ Reform making it easier to do business ✗ Change making it more difficult to do business

NETHERLANDS		OECD high income		GNI per capita (US\$)	
<b>Ease of doing business rank (1–189)</b>	<b>27</b>	<b>Overall distance to frontier (DTF) score (0–100)</b>	<b>75.01</b>	<b>Population (m)</b>	<b>16.8</b>
<b>Starting a business (rank)</b>	21	<b>Registering property (rank)</b>	58	<b>Trading across borders (rank)</b>	13
DTF score for starting a business (0–100)	94.08	DTF score for registering property (0–100)	75.02	DTF score for trading across borders (0–100)	89.22
Procedures (number)	4	Procedures (number)	5	Documents to export (number)	4
Time (days)	4	Time (days)	2.5	Time to export (days)	7
Cost (% of income per capita)	5.0	Cost (% of property value)	6.1	Cost to export (US\$ per container)	915
Minimum capital (% of income per capita)	0.0			Documents to import (number)	4
		<b>Getting credit (rank)</b>	71	Time to import (days)	6
<b>Dealing with construction permits (rank)</b>	100	DTF score for getting credit (0–100)	50.00	Cost to import (US\$ per container)	975
DTF score for dealing with construction permits (0–100)	70.11	Strength of legal rights index (0–12)	3		
Procedures (number)	13	Depth of credit information index (0–8)	7	<b>Enforcing contracts (rank)</b>	19
Time (days)	161	Credit bureau coverage (% of adults)	79.4	DTF score for enforcing contracts (0–100)	75.10
Cost (% of warehouse value)	3.8	Credit registry coverage (% of adults)	0.0	Procedures (number)	26
				Time (days)	514
<b>Getting electricity (rank)</b>	90	<b>Protecting minority investors (rank)</b>	94	Cost (% of claim)	23.9
DTF score for getting electricity (0–100)	74.40	DTF score for protecting minority investors (0–100)	51.67		
Procedures (number)	5	Extent of conflict of interest regulation index (0–10)	4.7	<b>Resolving insolvency (rank)</b>	12
Time (days)	117	Extent of shareholder governance index (0–10)	5.7	DTF score for resolving insolvency (0–100)	83.77
Cost (% of income per capita)	33.5	Strength of minority investor protection index (0–10)	5.2	Time (years)	1.1
				Cost (% of estate)	4
		<b>Paying taxes (rank)</b>	23	Recovery rate (cents on the dollar)	88.9
		DTF score for paying taxes (0–100)	86.76	Strength of insolvency framework index (0–16)	11.5
		Payments (number per year)	9		
		Time (hours per year)	123		
		Total tax rate (% of profit)	39.0		
NEW ZEALAND		OECD high income		GNI per capita (US\$)	
<b>Ease of doing business rank (1–189)</b>	<b>2</b>	<b>Overall distance to frontier (DTF) score (0–100)</b>	<b>86.91</b>	<b>Population (m)</b>	<b>4.5</b>
<b>Starting a business (rank)</b>	1	<b>Registering property (rank)</b>	2	<b>Trading across borders (rank)</b>	27
DTF score for starting a business (0–100)	99.96	DTF score for registering property (0–100)	97.05	DTF score for trading across borders (0–100)	85.41
Procedures (number)	1	Procedures (number)	2	Documents to export (number)	4
Time (days)	0.5	Time (days)	1	Time to export (days)	10
Cost (% of income per capita)	0.3	Cost (% of property value)	0.1	Cost to export (US\$ per container)	870
Minimum capital (% of income per capita)	0.0			Documents to import (number)	6
		✓ <b>Getting credit (rank)</b>	1	Time to import (days)	9
<b>Dealing with construction permits (rank)</b>	13	DTF score for getting credit (0–100)	100.00	Cost to import (US\$ per container)	825
DTF score for dealing with construction permits (0–100)	85.67	Strength of legal rights index (0–12)	12		
Procedures (number)	10	Depth of credit information index (0–8)	8	<b>Enforcing contracts (rank)</b>	9
Time (days)	93	Credit bureau coverage (% of adults)	100.0	DTF score for enforcing contracts (0–100)	77.84
Cost (% of warehouse value)	0.7	Credit registry coverage (% of adults)	0.0	Procedures (number)	30
				Time (days)	216
<b>Getting electricity (rank)</b>	48	<b>Protecting minority investors (rank)</b>	1	Cost (% of claim)	27.2
DTF score for getting electricity (0–100)	81.90	DTF score for protecting minority investors (0–100)	81.67		
Procedures (number)	5	Extent of conflict of interest regulation index (0–10)	9.3	<b>Resolving insolvency (rank)</b>	28
Time (days)	64	Extent of shareholder governance index (0–10)	7.0	DTF score for resolving insolvency (0–100)	71.56
Cost (% of income per capita)	78.7	Strength of minority investor protection index (0–10)	8.2	Time (years)	1.3
				Cost (% of estate)	4
		<b>Paying taxes (rank)</b>	22	Recovery rate (cents on the dollar)	83.6
		DTF score for paying taxes (0–100)	88.04	Strength of insolvency framework index (0–16)	8.5
		Payments (number per year)	8		
		Time (hours per year)	152		
		Total tax rate (% of profit)	34.4		
NICARAGUA		Latin America & Caribbean		GNI per capita (US\$)	
<b>Ease of doing business rank (1–189)</b>	<b>119</b>	<b>Overall distance to frontier (DTF) score (0–100)</b>	<b>58.09</b>	<b>Population (m)</b>	<b>6.1</b>
✓ <b>Starting a business (rank)</b>	120	<b>Registering property (rank)</b>	134	<b>Trading across borders (rank)</b>	74
DTF score for starting a business (0–100)	80.27	DTF score for registering property (0–100)	57.58	DTF score for trading across borders (0–100)	75.84
Procedures (number)	6	Procedures (number)	9	Documents to export (number)	5
Time (days)	13	Time (days)	58	Time to export (days)	21
Cost (% of income per capita)	73.9	Cost (% of property value)	5.0	Cost to export (US\$ per container)	1,140
Minimum capital (% of income per capita)	0.0			Documents to import (number)	5
		✓ <b>Getting credit (rank)</b>	89	Time to import (days)	20
<b>Dealing with construction permits (rank)</b>	134	DTF score for getting credit (0–100)	45.00	Cost to import (US\$ per container)	1,245
DTF score for dealing with construction permits (0–100)	63.50	Strength of legal rights index (0–12)	1		
Procedures (number)	16	Depth of credit information index (0–8)	8	<b>Enforcing contracts (rank)</b>	70
Time (days)	207	Credit bureau coverage (% of adults)	40.7	DTF score for enforcing contracts (0–100)	62.42
Cost (% of warehouse value)	2.7	Credit registry coverage (% of adults)	16.2	Procedures (number)	37
				Time (days)	519
<b>Getting electricity (rank)</b>	95	<b>Protecting minority investors (rank)</b>	172	Cost (% of claim)	26.8
DTF score for getting electricity (0–100)	73.84	DTF score for protecting minority investors (0–100)	33.33		
Procedures (number)	6	Extent of conflict of interest regulation index (0–10)	4.0	<b>Resolving insolvency (rank)</b>	110
Time (days)	55	Extent of shareholder governance index (0–10)	2.7	DTF score for resolving insolvency (0–100)	39.64
Cost (% of income per capita)	1,003.4	Strength of minority investor protection index (0–10)	3.3	Time (years)	2.2
				Cost (% of estate)	15
		<b>Paying taxes (rank)</b>	164	Recovery rate (cents on the dollar)	33.0
		DTF score for paying taxes (0–100)	49.51	Strength of insolvency framework index (0–16)	7
		Payments (number per year)	43		
		Time (hours per year)	207		
		Total tax rate (% of profit)	65.8		

Note: For resolving insolvency, an economy for which "no practice" is recorded for time and cost receives a score of 0 on the strength of insolvency framework index even if its legal framework includes provisions related to insolvency proceedings (liquidation or reorganization). Most indicator sets refer to a case scenario in the largest business city of an economy, except for 11 economies for which the data are a population-weighted average for the 2 largest business cities. See the data notes for more details.

NIGER		Sub-Saharan Africa		GNI per capita (US\$)	
<b>Ease of doing business rank (1–189)</b>	<b>168</b>	<b>Overall distance to frontier (DTF) score (0–100)</b>	<b>47.63</b>	<b>Population (m)</b>	<b>17.8</b>
<b>Starting a business</b> (rank)	177	<b>Registering property</b> (rank)	95	<b>Trading across borders</b> (rank)	179
DTF score for starting a business (0–100)	54.41	DTF score for registering property (0–100)	66.20	DTF score for trading across borders (0–100)	19.66
Procedures (number)	6	Procedures (number)	4	Documents to export (number)	8
Time (days)	15	Time (days)	35	Time to export (days)	56
Cost (% of income per capita)	76.7	Cost (% of property value)	9.0	Cost to export (US\$ per container)	4,475
Minimum capital (% of income per capita)	492.0			Documents to import (number)	10
		<b>Getting credit</b> (rank)	131	Time to import (days)	61
<b>Dealing with construction permits</b> (rank)	119	DTF score for getting credit (0–100)	30.00	Cost to import (US\$ per container)	4,500
DTF score for dealing with construction permits (0–100)	66.90	Strength of legal rights index (0–12)	6		
Procedures (number)	12	Depth of credit information index (0–8)	0	<b>Enforcing contracts</b> (rank)	132
Time (days)	130	Credit bureau coverage (% of adults)	0.0	DTF score for enforcing contracts (0–100)	49.95
Cost (% of warehouse value)	8.3	Credit registry coverage (% of adults)	1.0	Procedures (number)	39
		<b>Protecting minority investors</b> (rank)	146	Time (days)	545
<b>Getting electricity</b> (rank)	165	DTF score for protecting minority investors (0–100)	42.50	Cost (% of claim)	52.6
DTF score for getting electricity (0–100)	53.65	Extent of conflict of interest regulation index (0–10)	4.0		
Procedures (number)	4	Extent of shareholder governance index (0–10)	4.5	<b>Resolving insolvency</b> (rank)	128
Time (days)	115	Strength of minority investor protection index (0–10)	4.3	DTF score for resolving insolvency (0–100)	36.01
Cost (% of income per capita)	6,497.8			Time (years)	5.0
		<b>Paying taxes</b> (rank)	155	Cost (% of estate)	18
		DTF score for paying taxes (0–100)	57.07	Recovery rate (cents on the dollar)	14.7
		Payments (number per year)	41	Strength of insolvency framework index (0–16)	9
		Time (hours per year)	270		
		Total tax rate (% of profit)	47.8		
NIGERIA		Sub-Saharan Africa		GNI per capita (US\$)	
<b>Ease of doing business rank (1–189)</b>	<b>170</b>	<b>Overall distance to frontier (DTF) score (0–100)</b>	<b>47.33</b>	<b>Population (m)</b>	<b>173.6</b>
<b>Starting a business</b> (rank)	129	<b>Registering property</b> (rank)	185	<b>Trading across borders</b> (rank)	159
DTF score for starting a business (0–100)	77.13	DTF score for registering property (0–100)	26.56	DTF score for trading across borders (0–100)	50.12
Procedures (number)	8.7	Procedures (number)	12.1	Documents to export (number)	9
Time (days)	30.8	Time (days)	69.6	Time to export (days)	22.9
Cost (% of income per capita)	31.6	Cost (% of property value)	18.6	Cost to export (US\$ per container)	1,564
Minimum capital (% of income per capita)	0.0			Documents to import (number)	13
		<b>Getting credit</b> (rank)	52	Time to import (days)	33.9
<b>Dealing with construction permits</b> (rank)	171	DTF score for getting credit (0–100)	60.00	Cost to import (US\$ per container)	1,960
DTF score for dealing with construction permits (0–100)	50.00	Strength of legal rights index (0–12)	6		
Procedures (number)	17	Depth of credit information index (0–8)	6	<b>Enforcing contracts</b> (rank)	140
Time (days)	105.9	Credit bureau coverage (% of adults)	5.8	DTF score for enforcing contracts (0–100)	47.71
Cost (% of warehouse value)	26.4	Credit registry coverage (% of adults)	0.1	Procedures (number)	40.2
		<b>Protecting minority investors</b> (rank)	62	Time (days)	509.8
<b>Getting electricity</b> (rank)	187	DTF score for protecting minority investors (0–100)	57.50	Cost (% of claim)	57.7
DTF score for getting electricity (0–100)	31.37	Extent of conflict of interest regulation index (0–10)	6.0		
Procedures (number)	9	Extent of shareholder governance index (0–10)	5.5	<b>Resolving insolvency</b> (rank)	131
Time (days)	257.2	Strength of minority investor protection index (0–10)	5.8	DTF score for resolving insolvency (0–100)	33.76
Cost (% of income per capita)	478.0			Time (years)	2.0
		<b>Paying taxes</b> (rank)	179	Cost (% of estate)	22
		DTF score for paying taxes (0–100)	39.15	Recovery rate (cents on the dollar)	27.9
		Payments (number per year)	47	Strength of insolvency framework index (0–16)	6
		Time (hours per year)	907.9		
		Total tax rate (% of profit)	32.7		
NORWAY		OECD high income		GNI per capita (US\$)	
<b>Ease of doing business rank (1–189)</b>	<b>6</b>	<b>Overall distance to frontier (DTF) score (0–100)</b>	<b>82.40</b>	<b>Population (m)</b>	<b>102,610</b>
<b>Starting a business</b> (rank)	22	<b>Registering property</b> (rank)	5	<b>Trading across borders</b> (rank)	24
DTF score for starting a business (0–100)	94.03	DTF score for registering property (0–100)	94.12	DTF score for trading across borders (0–100)	85.56
Procedures (number)	4	Procedures (number)	1	Documents to export (number)	4
Time (days)	5	Time (days)	3	Time to export (days)	8
Cost (% of income per capita)	0.9	Cost (% of property value)	2.5	Cost to export (US\$ per container)	1,265
Minimum capital (% of income per capita)	5.0			Documents to import (number)	5
		<b>Getting credit</b> (rank)	61	Time to import (days)	7
<b>Dealing with construction permits</b> (rank)	27	DTF score for getting credit (0–100)	55.00	Cost to import (US\$ per container)	1,140
DTF score for dealing with construction permits (0–100)	83.05	Strength of legal rights index (0–12)	5		
Procedures (number)	10	Depth of credit information index (0–8)	6	<b>Enforcing contracts</b> (rank)	8
Time (days)	122.5	Credit bureau coverage (% of adults)	100.0	DTF score for enforcing contracts (0–100)	78.41
Cost (% of warehouse value)	0.6	Credit registry coverage (% of adults)	0.0	Procedures (number)	34
		<b>Protecting minority investors</b> (rank)	12	Time (days)	280
<b>Getting electricity</b> (rank)	25	DTF score for protecting minority investors (0–100)	70.00	Cost (% of claim)	9.9
DTF score for getting electricity (0–100)	87.44	Extent of conflict of interest regulation index (0–10)	7.0		
Procedures (number)	4	Extent of shareholder governance index (0–10)	7.0	<b>Resolving insolvency</b> (rank)	8
Time (days)	66	Strength of minority investor protection index (0–10)	7.0	DTF score for resolving insolvency (0–100)	85.62
Cost (% of income per capita)	11.9			Time (years)	0.9
		<b>Paying taxes</b> (rank)	15	Cost (% of estate)	1
		DTF score for paying taxes (0–100)	90.80	Recovery rate (cents on the dollar)	92.3
		Payments (number per year)	4	Strength of insolvency framework index (0–16)	11.5
		Time (hours per year)	83		
		Total tax rate (% of profit)	40.7		

Note: For resolving insolvency, an economy for which “no practice” is recorded for time and cost receives a score of 0 on the strength of insolvency framework index even if its legal framework includes provisions related to insolvency proceedings (liquidation or reorganization). Most indicator sets refer to a case scenario in the largest business city of an economy, except for 11 economies for which the data are a population-weighted average for the 2 largest business cities. See the data notes for more details.

✓ Reform making it easier to do business ✗ Change making it more difficult to do business

<b>OMAN</b>		<b>Middle East &amp; North Africa</b>		<b>GNI per capita (US\$)</b>	<b>25,289</b>
<b>Ease of doing business rank (1-189)</b>	<b>66</b>	<b>Overall distance to frontier (DTF) score (0-100)</b>	<b>66.39</b>	<b>Population (m)</b>	<b>3.6</b>
<b>Starting a business (rank)</b>	123	<b>Registering property (rank)</b>	19	<b>Trading across borders (rank)</b>	60
DTF score for starting a business (0-100)	79.29	DTF score for registering property (0-100)	88.16	DTF score for trading across borders (0-100)	78.05
Procedures (number)	5	Procedures (number)	2	Documents to export (number)	7
Time (days)	7	Time (days)	16	Time to export (days)	10
Cost (% of income per capita)	2.4	Cost (% of property value)	3.0	Cost to export (US\$ per container)	765
Minimum capital (% of income per capita)	206.3			Documents to import (number)	8
		<b>Getting credit (rank)</b>	116	Time to import (days)	9
<b>Dealing with construction permits (rank)</b>	49	DTF score for getting credit (0-100)	35.00	Cost to import (US\$ per container)	700
DTF score for dealing with construction permits (0-100)	78.27	Strength of legal rights index (0-12)	1		
Procedures (number)	11	Depth of credit information index (0-8)	6	<b>Enforcing contracts (rank)</b>	130
Time (days)	157	Credit bureau coverage (% of adults)	0.0	DTF score for enforcing contracts (0-100)	50.67
Cost (% of warehouse value)	0.7	Credit registry coverage (% of adults)	20.6	Procedures (number)	51
				Time (days)	598
<b>Getting electricity (rank)</b>	79	<b>Protecting minority investors (rank)</b>	122	Cost (% of claim)	13.5
DTF score for getting electricity (0-100)	76.76	DTF score for protecting minority investors (0-100)	45.83		
Procedures (number)	6	Extent of conflict of interest regulation index (0-10)	5.3	<b>Resolving insolvency (rank)</b>	112
Time (days)	62	Extent of shareholder governance index (0-10)	3.8	DTF score for resolving insolvency (0-100)	39.02
Cost (% of income per capita)	48.9	Strength of minority investor protection index (0-10)	4.6	Time (years)	4.0
				Cost (% of estate)	4
		<b>Paying taxes (rank)</b>	10	Recovery rate (cents on the dollar)	37.7
		DTF score for paying taxes (0-100)	92.91	Strength of insolvency framework index (0-16)	6
		Payments (number per year)	14		
		Time (hours per year)	68		
		Total tax rate (% of profit)	23.0		

<b>PAKISTAN</b>		<b>South Asia</b>		<b>GNI per capita (US\$)</b>	<b>1,380</b>
<b>Ease of doing business rank (1-189)</b>	<b>128</b>	<b>Overall distance to frontier (DTF) score (0-100)</b>	<b>56.64</b>	<b>Population (m)</b>	<b>182.1</b>
<b>Starting a business (rank)</b>	116	<b>Registering property (rank)</b>	114	✓ <b>Trading across borders (rank)</b>	108
DTF score for starting a business (0-100)	80.92	DTF score for registering property (0-100)	61.48	DTF score for trading across borders (0-100)	69.05
Procedures (number)	10	Procedures (number)	6	Documents to export (number)	8
Time (days)	19	Time (days)	50	Time to export (days)	20.7
Cost (% of income per capita)	9.6	Cost (% of property value)	7.6	Cost to export (US\$ per container)	765
Minimum capital (% of income per capita)	0.0			Documents to import (number)	8
		<b>Getting credit (rank)</b>	131	Time to import (days)	18.4
<b>Dealing with construction permits (rank)</b>	125	DTF score for getting credit (0-100)	30.00	Cost to import (US\$ per container)	1,005
DTF score for dealing with construction permits (0-100)	66.07	Strength of legal rights index (0-12)	3		
Procedures (number)	10	Depth of credit information index (0-8)	3	<b>Enforcing contracts (rank)</b>	161
Time (days)	249.4	Credit bureau coverage (% of adults)	4.5	DTF score for enforcing contracts (0-100)	41.53
Cost (% of warehouse value)	3.5	Credit registry coverage (% of adults)	7.3	Procedures (number)	46
				Time (days)	993.2
<b>Getting electricity (rank)</b>	146	<b>Protecting minority investors (rank)</b>	21	Cost (% of claim)	23.0
DTF score for getting electricity (0-100)	60.10	DTF score for protecting minority investors (0-100)	66.67		
Procedures (number)	5	Extent of conflict of interest regulation index (0-10)	6.0	<b>Resolving insolvency (rank)</b>	78
Time (days)	178.3	Extent of shareholder governance index (0-10)	7.3	DTF score for resolving insolvency (0-100)	46.18
Cost (% of income per capita)	1,353.3	Strength of minority investor protection index (0-10)	6.7	Time (years)	2.7
				Cost (% of estate)	6
		<b>Paying taxes (rank)</b>	172	Recovery rate (cents on the dollar)	39.4
		DTF score for paying taxes (0-100)	44.46	Strength of insolvency framework index (0-16)	8
		Payments (number per year)	47		
		Time (hours per year)	594		
		Total tax rate (% of profit)	32.6		

<b>PALAU</b>		<b>East Asia &amp; Pacific</b>		<b>GNI per capita (US\$)</b>	<b>10,970</b>
<b>Ease of doing business rank (1-189)</b>	<b>113</b>	<b>Overall distance to frontier (DTF) score (0-100)</b>	<b>59.50</b>	<b>Population (m)</b>	<b>0.0</b>
<b>Starting a business (rank)</b>	111	<b>Registering property (rank)</b>	21	✓ <b>Trading across borders (rank)</b>	105
DTF score for starting a business (0-100)	81.83	DTF score for registering property (0-100)	86.25	DTF score for trading across borders (0-100)	69.49
Procedures (number)	8	Procedures (number)	5	Documents to export (number)	5
Time (days)	28	Time (days)	14	Time to export (days)	26
Cost (% of income per capita)	3.3	Cost (% of property value)	0.3	Cost to export (US\$ per container)	720
Minimum capital (% of income per capita)	8.8			Documents to import (number)	9
		<b>Getting credit (rank)</b>	71	Time to import (days)	30
<b>Dealing with construction permits (rank)</b>	66	DTF score for getting credit (0-100)	50.00	Cost to import (US\$ per container)	680
DTF score for dealing with construction permits (0-100)	75.64	Strength of legal rights index (0-12)	10		
Procedures (number)	19	Depth of credit information index (0-8)	0	<b>Enforcing contracts (rank)</b>	127
Time (days)	72	Credit bureau coverage (% of adults)	0.0	DTF score for enforcing contracts (0-100)	51.28
Cost (% of warehouse value)	0.8	Credit registry coverage (% of adults)	0.0	Procedures (number)	37
				Time (days)	810
<b>Getting electricity (rank)</b>	98	<b>Protecting minority investors (rank)</b>	183	Cost (% of claim)	35.3
DTF score for getting electricity (0-100)	72.91	DTF score for protecting minority investors (0-100)	26.67		
Procedures (number)	5	Extent of conflict of interest regulation index (0-10)	2.3	<b>Resolving insolvency (rank)</b>	167
Time (days)	125	Extent of shareholder governance index (0-10)	3.0	DTF score for resolving insolvency (0-100)	16.28
Cost (% of income per capita)	115.3	Strength of minority investor protection index (0-10)	2.7	Time (years)	2.0
				Cost (% of estate)	23
		<b>Paying taxes (rank)</b>	132	Recovery rate (cents on the dollar)	30.3
		DTF score for paying taxes (0-100)	64.65	Strength of insolvency framework index (0-16)	0
		Payments (number per year)	11		
		Time (hours per year)	142		
		Total tax rate (% of profit)	75.4		

Note: For resolving insolvency, an economy for which "no practice" is recorded for time and cost receives a score of 0 on the strength of insolvency framework index even if its legal framework includes provisions related to insolvency proceedings (liquidation or reorganization). Most indicator sets refer to a case scenario in the largest business city of an economy, except for 11 economies for which the data are a population-weighted average for the 2 largest business cities. See the data notes for more details.

✓ Reform making it easier to do business ✗ Change making it more difficult to do business

<b>PANAMA</b>		<b>Latin America &amp; Caribbean</b>		<b>GNI per capita (US\$)</b>	
<b>Ease of doing business rank (1-189)</b>	<b>52</b>	<b>Overall distance to frontier (DTF) score (0-100)</b>	<b>69.22</b>	<b>Population (m)</b>	<b>10,700</b>
<b>Starting a business (rank)</b>	38	<b>Registering property (rank)</b>	61	<b>Trading across borders (rank)</b>	9
DTF score for starting a business (0-100)	91.93	DTF score for registering property (0-100)	74.65	DTF score for trading across borders (0-100)	91.25
Procedures (number)	5	Procedures (number)	7	Documents to export (number)	3
Time (days)	6	Time (days)	22.5	Time to export (days)	10
Cost (% of income per capita)	6.4	Cost (% of property value)	2.4	Cost to export (US\$ per container)	665
Minimum capital (% of income per capita)	0.0			Documents to import (number)	3
		✓ <b>Getting credit (rank)</b>	17	Time to import (days)	9
<b>Dealing with construction permits (rank)</b>	63	DTF score for getting credit (0-100)	75.00	Cost to import (US\$ per container)	1,030
DTF score for dealing with construction permits (0-100)	75.97	Strength of legal rights index (0-12)	7		
Procedures (number)	15	Depth of credit information index (0-8)	8	<b>Enforcing contracts (rank)</b>	84
Time (days)	101	Credit bureau coverage (% of adults)	63.0	DTF score for enforcing contracts (0-100)	58.87
Cost (% of warehouse value)	2.1	Credit registry coverage (% of adults)	0.0	Procedures (number)	32
				Time (days)	686
<b>Getting electricity (rank)</b>	29	<b>Protecting minority investors (rank)</b>	76	Cost (% of claim)	38.0
DTF score for getting electricity (0-100)	86.39	DTF score for protecting minority investors (0-100)	55.83		
Procedures (number)	5	Extent of conflict of interest regulation index (0-10)	5.3	<b>Resolving insolvency (rank)</b>	132
Time (days)	35	Extent of shareholder governance index (0-10)	5.8	DTF score for resolving insolvency (0-100)	33.66
Cost (% of income per capita)	9.3	Strength of minority investor protection index (0-10)	5.6	Time (years)	2.5
				Cost (% of estate)	25
		<b>Paying taxes (rank)</b>	166	Recovery rate (cents on the dollar)	27.7
		DTF score for paying taxes (0-100)	48.60	Strength of insolvency framework index (0-16)	6
		Payments (number per year)	52		
		Time (hours per year)	417		
		Total tax rate (% of profit)	37.2		

<b>PAPUA NEW GUINEA</b>		<b>East Asia &amp; Pacific</b>		<b>GNI per capita (US\$)</b>	
<b>Ease of doing business rank (1-189)</b>	<b>133</b>	<b>Overall distance to frontier (DTF) score (0-100)</b>	<b>55.78</b>	<b>Population (m)</b>	<b>2,010</b>
<b>Starting a business (rank)</b>	130	<b>Registering property (rank)</b>	85	<b>Trading across borders (rank)</b>	138
DTF score for starting a business (0-100)	77.03	DTF score for registering property (0-100)	69.03	DTF score for trading across borders (0-100)	62.61
Procedures (number)	6	Procedures (number)	4	Documents to export (number)	7
Time (days)	53	Time (days)	72	Time to export (days)	23
Cost (% of income per capita)	19.4	Cost (% of property value)	5.1	Cost to export (US\$ per container)	1,335
Minimum capital (% of income per capita)	0.0			Documents to import (number)	9
		<b>Getting credit (rank)</b>	165	Time to import (days)	30
<b>Dealing with construction permits (rank)</b>	141	DTF score for getting credit (0-100)	15.00	Cost to import (US\$ per container)	1,350
DTF score for dealing with construction permits (0-100)	62.14	Strength of legal rights index (0-12)	3		
Procedures (number)	17	Depth of credit information index (0-8)	0	<b>Enforcing contracts (rank)</b>	181
Time (days)	217	Credit bureau coverage (% of adults)	3.6	DTF score for enforcing contracts (0-100)	31.92
Cost (% of warehouse value)	2.1	Credit registry coverage (% of adults)	0.0	Procedures (number)	42
				Time (days)	591
<b>Getting electricity (rank)</b>	26	<b>Protecting minority investors (rank)</b>	94	Cost (% of claim)	110.3
DTF score for getting electricity (0-100)	87.27	DTF score for protecting minority investors (0-100)	51.67		
Procedures (number)	4	Extent of conflict of interest regulation index (0-10)	6.0	<b>Resolving insolvency (rank)</b>	141
Time (days)	66	Extent of shareholder governance index (0-10)	4.3	DTF score for resolving insolvency (0-100)	31.64
Cost (% of income per capita)	54.1	Strength of minority investor protection index (0-10)	5.2	Time (years)	3.0
				Cost (% of estate)	23
		<b>Paying taxes (rank)</b>	110	Recovery rate (cents on the dollar)	24.0
		DTF score for paying taxes (0-100)	69.50	Strength of insolvency framework index (0-16)	6
		Payments (number per year)	32		
		Time (hours per year)	207		
		Total tax rate (% of profit)	39.3		

<b>PARAGUAY</b>		<b>Latin America &amp; Caribbean</b>		<b>GNI per capita (US\$)</b>	
<b>Ease of doing business rank (1-189)</b>	<b>92</b>	<b>Overall distance to frontier (DTF) score (0-100)</b>	<b>62.50</b>	<b>Population (m)</b>	<b>4,040</b>
<b>Starting a business (rank)</b>	126	<b>Registering property (rank)</b>	60	<b>Trading across borders (rank)</b>	150
DTF score for starting a business (0-100)	77.52	DTF score for registering property (0-100)	74.73	DTF score for trading across borders (0-100)	55.92
Procedures (number)	7	Procedures (number)	6	Documents to export (number)	7
Time (days)	35	Time (days)	46	Time to export (days)	29
Cost (% of income per capita)	39.9	Cost (% of property value)	1.9	Cost to export (US\$ per container)	1,850
Minimum capital (% of income per capita)	0.0			Documents to import (number)	9
		<b>Getting credit (rank)</b>	71	Time to import (days)	30
<b>Dealing with construction permits (rank)</b>	43	DTF score for getting credit (0-100)	50.00	Cost to import (US\$ per container)	2,275
DTF score for dealing with construction permits (0-100)	78.79	Strength of legal rights index (0-12)	2		
Procedures (number)	12	Depth of credit information index (0-8)	8	<b>Enforcing contracts (rank)</b>	90
Time (days)	136	Credit bureau coverage (% of adults)	45.5	DTF score for enforcing contracts (0-100)	58.21
Cost (% of warehouse value)	0.8	Credit registry coverage (% of adults)	22.8	Procedures (number)	38
				Time (days)	591
<b>Getting electricity (rank)</b>	51	<b>Protecting minority investors (rank)</b>	166	Cost (% of claim)	30.0
DTF score for getting electricity (0-100)	81.13	DTF score for protecting minority investors (0-100)	38.33		
Procedures (number)	5	Extent of conflict of interest regulation index (0-10)	5.7	<b>Resolving insolvency (rank)</b>	106
Time (days)	67	Extent of shareholder governance index (0-10)	2.0	DTF score for resolving insolvency (0-100)	40.87
Cost (% of income per capita)	160.7	Strength of minority investor protection index (0-10)	3.8	Time (years)	3.9
				Cost (% of estate)	9
		<b>Paying taxes (rank)</b>	111	Recovery rate (cents on the dollar)	20.8
		DTF score for paying taxes (0-100)	69.45	Strength of insolvency framework index (0-16)	9.5
		Payments (number per year)	20		
		Time (hours per year)	378		
		Total tax rate (% of profit)	35.0		

Note: For resolving insolvency, an economy for which "no practice" is recorded for time and cost receives a score of 0 on the strength of insolvency framework index even if its legal framework includes provisions related to insolvency proceedings (liquidation or reorganization). Most indicator sets refer to a case scenario in the largest business city of an economy, except for 11 economies for which the data are a population-weighted average for the 2 largest business cities. See the data notes for more details.

✓ Reform making it easier to do business ✗ Change making it more difficult to do business

PERU		Latin America & Caribbean		GNI per capita (US\$)	
<b>Ease of doing business rank (1–189)</b>	<b>35</b>	<b>Overall distance to frontier (DTF) score (0–100)</b>	<b>72.11</b>	<b>Population (m)</b>	<b>30.4</b>
<b>Starting a business</b> (rank)	89	<b>Registering property</b> (rank)	26	<b>Trading across borders</b> (rank)	55
DTF score for starting a business (0–100)	85.10	DTF score for registering property (0–100)	83.48	DTF score for trading across borders (0–100)	78.81
Procedures (number)	6	Procedures (number)	4	Documents to export (number)	5
Time (days)	26	Time (days)	6.5	Time to export (days)	12
Cost (% of income per capita)	9.2	Cost (% of property value)	3.3	Cost to export (US\$ per container)	890
Minimum capital (% of income per capita)	0.0			Documents to import (number)	7
		<b>Getting credit</b> (rank)	12	Time to import (days)	17
<b>Dealing with construction permits</b> (rank)	87	DTF score for getting credit (0–100)	80.00	Cost to import (US\$ per container)	1,010
DTF score for dealing with construction permits (0–100)	72.91	Strength of legal rights index (0–12)	8		
Procedures (number)	14	Depth of credit information index (0–8)	8	<b>Enforcing contracts</b> (rank)	100
Time (days)	174	Credit bureau coverage (% of adults)	100.0	DTF score for enforcing contracts (0–100)	57.46
Cost (% of warehouse value)	0.5	Credit registry coverage (% of adults)	33.5	Procedures (number)	41
		<b>Protecting minority investors</b> (rank)	40	Time (days)	426
<b>Getting electricity</b> (rank)	86	DTF score for protecting minority investors (0–100)	61.67	Cost (% of claim)	35.7
DTF score for getting electricity (0–100)	75.67	Extent of conflict of interest regulation index (0–10)	7.0		
Procedures (number)	5	Extent of shareholder governance index (0–10)	5.3	<b>Resolving insolvency</b> (rank)	76
Time (days)	100	Strength of minority investor protection index (0–10)	6.2	DTF score for resolving insolvency (0–100)	46.57
Cost (% of income per capita)	325.5			Time (years)	3.1
		<b>Paying taxes</b> (rank)	57	Cost (% of estate)	7
		DTF score for paying taxes (0–100)	79.43	Recovery rate (cents on the dollar)	28.5
		Payments (number per year)	9	Strength of insolvency framework index (0–16)	10
		Time (hours per year)	293		
		Total tax rate (% of profit)	36.0		
PHILIPPINES		East Asia & Pacific		GNI per capita (US\$)	
<b>Ease of doing business rank (1–189)</b>	<b>95</b>	<b>Overall distance to frontier (DTF) score (0–100)</b>	<b>62.08</b>	<b>Population (m)</b>	<b>98.4</b>
<b>Starting a business</b> (rank)	161	<b>Registering property</b> (rank)	108	<b>✗ Trading across borders</b> (rank)	65
DTF score for starting a business (0–100)	67.23	DTF score for registering property (0–100)	62.81	DTF score for trading across borders (0–100)	77.23
Procedures (number)	16	Procedures (number)	9	Documents to export (number)	6
Time (days)	34	Time (days)	35	Time to export (days)	15
Cost (% of income per capita)	16.6	Cost (% of property value)	4.3	Cost to export (US\$ per container)	755
Minimum capital (% of income per capita)	3.6			Documents to import (number)	7
		<b>Getting credit</b> (rank)	104	Time to import (days)	15
<b>Dealing with construction permits</b> (rank)	124	DTF score for getting credit (0–100)	40.00	Cost to import (US\$ per container)	915
DTF score for dealing with construction permits (0–100)	66.08	Strength of legal rights index (0–12)	3		
Procedures (number)	24	Depth of credit information index (0–8)	5	<b>Enforcing contracts</b> (rank)	124
Time (days)	94	Credit bureau coverage (% of adults)	11.3	DTF score for enforcing contracts (0–100)	52.02
Cost (% of warehouse value)	1.2	Credit registry coverage (% of adults)	0.0	Procedures (number)	37
		<b>Protecting minority investors</b> (rank)	154	Time (days)	842
<b>Getting electricity</b> (rank)	16	DTF score for protecting minority investors (0–100)	41.67	Cost (% of claim)	31.0
DTF score for getting electricity (0–100)	90.59	Extent of conflict of interest regulation index (0–10)	4.0		
Procedures (number)	4	Extent of shareholder governance index (0–10)	4.3	<b>Resolving insolvency</b> (rank)	50
Time (days)	42	Strength of minority investor protection index (0–10)	4.2	DTF score for resolving insolvency (0–100)	56.74
Cost (% of income per capita)	90.6			Time (years)	2.7
		<b>Paying taxes</b> (rank)	127	Cost (% of estate)	32
		DTF score for paying taxes (0–100)	66.46	Recovery rate (cents on the dollar)	21.2
		Payments (number per year)	36	Strength of insolvency framework index (0–16)	14.5
		Time (hours per year)	193		
		Total tax rate (% of profit)	42.5		
POLAND		OECD high income		GNI per capita (US\$)	
<b>Ease of doing business rank (1–189)</b>	<b>32</b>	<b>Overall distance to frontier (DTF) score (0–100)</b>	<b>73.56</b>	<b>Population (m)</b>	<b>38.5</b>
<b>Starting a business</b> (rank)	85	<b>✓ Registering property</b> (rank)	39	<b>✓ Trading across borders</b> (rank)	41
DTF score for starting a business (0–100)	85.79	DTF score for registering property (0–100)	80.30	DTF score for trading across borders (0–100)	81.80
Procedures (number)	4	Procedures (number)	6	Documents to export (number)	5
Time (days)	30	Time (days)	33	Time to export (days)	15
Cost (% of income per capita)	12.9	Cost (% of property value)	0.3	Cost to export (US\$ per container)	1,050
Minimum capital (% of income per capita)	12.3			Documents to import (number)	4
		<b>Getting credit</b> (rank)	17	Time to import (days)	14
<b>Dealing with construction permits</b> (rank)	137	DTF score for getting credit (0–100)	75.00	Cost to import (US\$ per container)	1,025
DTF score for dealing with construction permits (0–100)	62.97	Strength of legal rights index (0–12)	7		
Procedures (number)	19	Depth of credit information index (0–8)	8	<b>Enforcing contracts</b> (rank)	52
Time (days)	212	Credit bureau coverage (% of adults)	84.3	DTF score for enforcing contracts (0–100)	64.83
Cost (% of warehouse value)	0.3	Credit registry coverage (% of adults)	0.0	Procedures (number)	33
		<b>Protecting minority investors</b> (rank)	35	Time (days)	685
<b>✓ Getting electricity</b> (rank)	64	DTF score for protecting minority investors (0–100)	62.50	Cost (% of claim)	19.4
DTF score for getting electricity (0–100)	79.19	Extent of conflict of interest regulation index (0–10)	6.0		
Procedures (number)	3	Extent of shareholder governance index (0–10)	6.5	<b>Resolving insolvency</b> (rank)	32
Time (days)	161	Strength of minority investor protection index (0–10)	6.3	DTF score for resolving insolvency (0–100)	69.73
Cost (% of income per capita)	20.8			Time (years)	3.0
		<b>Paying taxes</b> (rank)	87	Cost (% of estate)	15
		DTF score for paying taxes (0–100)	73.51	Recovery rate (cents on the dollar)	57.0
		Payments (number per year)	18	Strength of insolvency framework index (0–16)	12.5
		Time (hours per year)	286		
		Total tax rate (% of profit)	38.7		

Note: For resolving insolvency, an economy for which "no practice" is recorded for time and cost receives a score of 0 on the strength of insolvency framework index even if its legal framework includes provisions related to insolvency proceedings (liquidation or reorganization). Most indicator sets refer to a case scenario in the largest business city of an economy, except for 11 economies for which the data are a population-weighted average for the 2 largest business cities. See the data notes for more details.

✓ Reform making it easier to do business ✗ Change making it more difficult to do business

PORTUGAL		OECD high income		GNI per capita (US\$)	
Ease of doing business rank (1-189)	25	Overall distance to frontier (DTF) score (0-100)	76.03	Population (m)	20,670
<b>Starting a business</b> (rank)	10	<b>Registering property</b> (rank)	25	<b>Trading across borders</b> (rank)	29
DTF score for starting a business (0-100)	96.27	DTF score for registering property (0-100)	83.67	DTF score for trading across borders (0-100)	85.20
Procedures (number)	3	Procedures (number)	1	Documents to export (number)	4
Time (days)	2.5	Time (days)	1	Time to export (days)	15
Cost (% of income per capita)	2.3	Cost (% of property value)	7.3	Cost to export (US\$ per container)	780
Minimum capital (% of income per capita)	0.0			Documents to import (number)	4
		<b>Getting credit</b> (rank)	89	Time to import (days)	13
<b>Dealing with construction permits</b> (rank)	58	DTF score for getting credit (0-100)	45.00	Cost to import (US\$ per container)	925
DTF score for dealing with construction permits (0-100)	77.31	Strength of legal rights index (0-12)	2		
Procedures (number)	14	Depth of credit information index (0-8)	7	✓ <b>Enforcing contracts</b> (rank)	27
Time (days)	113	Credit bureau coverage (% of adults)	23.4	DTF score for enforcing contracts (0-100)	69.65
Cost (% of warehouse value)	1.4	Credit registry coverage (% of adults)	100.0	Procedures (number)	34
				Time (days)	547
<b>Getting electricity</b> (rank)	47	<b>Protecting minority investors</b> (rank)	51	Cost (% of claim)	13.8
DTF score for getting electricity (0-100)	82.00	DTF score for protecting minority investors (0-100)	59.17		
Procedures (number)	5	Extent of conflict of interest regulation index (0-10)	6.0	<b>Resolving insolvency</b> (rank)	10
Time (days)	64	Extent of shareholder governance index (0-10)	5.8	DTF score for resolving insolvency (0-100)	84.19
Cost (% of income per capita)	52.9	Strength of minority investor protection index (0-10)	5.9	Time (years)	2.0
		✓ <b>Paying taxes</b> (rank)	64	Cost (% of estate)	9
		DTF score for paying taxes (0-100)	77.84	Recovery rate (cents on the dollar)	72.2
		Payments (number per year)	8	Strength of insolvency framework index (0-16)	14.5
		Time (hours per year)	275		
		Total tax rate (% of profit)	42.4		

PUERTO RICO (U.S.)		Latin America & Caribbean		GNI per capita (US\$)	
Ease of doing business rank (1-189)	47	Overall distance to frontier (DTF) score (0-100)	70.35	Population (m)	3.6
<b>Starting a business</b> (rank)	48	<b>Registering property</b> (rank)	163	<b>Trading across borders</b> (rank)	84
DTF score for starting a business (0-100)	91.17	DTF score for registering property (0-100)	47.90	DTF score for trading across borders (0-100)	74.53
Procedures (number)	6	Procedures (number)	8	Documents to export (number)	5
Time (days)	6	Time (days)	193.5	Time to export (days)	15
Cost (% of income per capita)	0.8	Cost (% of property value)	0.9	Cost to export (US\$ per container)	1,300
Minimum capital (% of income per capita)	0.0			Documents to import (number)	8
		<b>Getting credit</b> (rank)	7	Time to import (days)	15
✓ <b>Dealing with construction permits</b> (rank)	158	DTF score for getting credit (0-100)	85.00	Cost to import (US\$ per container)	1,350
DTF score for dealing with construction permits (0-100)	56.28	Strength of legal rights index (0-12)	10		
Procedures (number)	20	Depth of credit information index (0-8)	7	<b>Enforcing contracts</b> (rank)	92
Time (days)	165	Credit bureau coverage (% of adults)	100.0	DTF score for enforcing contracts (0-100)	58.03
Cost (% of warehouse value)	6.2	Credit registry coverage (% of adults)	0.0	Procedures (number)	39
				Time (days)	620
<b>Getting electricity</b> (rank)	32	<b>Protecting minority investors</b> (rank)	78	Cost (% of claim)	25.6
DTF score for getting electricity (0-100)	85.41	DTF score for protecting minority investors (0-100)	55.00		
Procedures (number)	5	Extent of conflict of interest regulation index (0-10)	7.0	<b>Resolving insolvency</b> (rank)	7
Time (days)	32	Extent of shareholder governance index (0-10)	4.0	DTF score for resolving insolvency (0-100)	86.37
Cost (% of income per capita)	352.9	Strength of minority investor protection index (0-10)	5.5	Time (years)	2.5
				Cost (% of estate)	8
		<b>Paying taxes</b> (rank)	133	Recovery rate (cents on the dollar)	73.4
		DTF score for paying taxes (0-100)	63.83	Strength of insolvency framework index (0-16)	15
		Payments (number per year)	16		
		Time (hours per year)	218		
		Total tax rate (% of profit)	66.0		

QATAR		Middle East & North Africa		GNI per capita (US\$)	
Ease of doing business rank (1-189)	50	Overall distance to frontier (DTF) score (0-100)	69.96	Population (m)	85,550
<b>Starting a business</b> (rank)	103	<b>Registering property</b> (rank)	36	<b>Trading across borders</b> (rank)	61
DTF score for starting a business (0-100)	83.14	DTF score for registering property (0-100)	80.86	DTF score for trading across borders (0-100)	77.79
Procedures (number)	8	Procedures (number)	7	Documents to export (number)	5
Time (days)	8.5	Time (days)	13	Time to export (days)	15
Cost (% of income per capita)	5.2	Cost (% of property value)	0.3	Cost to export (US\$ per container)	927
Minimum capital (% of income per capita)	62.6			Documents to import (number)	7
		<b>Getting credit</b> (rank)	131	Time to import (days)	16
<b>Dealing with construction permits</b> (rank)	23	DTF score for getting credit (0-100)	30.00	Cost to import (US\$ per container)	1,050
DTF score for dealing with construction permits (0-100)	83.61	Strength of legal rights index (0-12)	1		
Procedures (number)	15	Depth of credit information index (0-8)	5	<b>Enforcing contracts</b> (rank)	104
Time (days)	57.5	Credit bureau coverage (% of adults)	0.0	DTF score for enforcing contracts (0-100)	56.73
Cost (% of warehouse value)	0.0	Credit registry coverage (% of adults)	23.3	Procedures (number)	43
				Time (days)	570
<b>Getting electricity</b> (rank)	40	<b>Protecting minority investors</b> (rank)	122	Cost (% of claim)	21.6
DTF score for getting electricity (0-100)	83.97	DTF score for protecting minority investors (0-100)	45.83		
Procedures (number)	4	Extent of conflict of interest regulation index (0-10)	4.3	<b>Resolving insolvency</b> (rank)	47
Time (days)	90	Extent of shareholder governance index (0-10)	4.8	DTF score for resolving insolvency (0-100)	58.27
Cost (% of income per capita)	9.0	Strength of minority investor protection index (0-10)	4.6	Time (years)	2.8
				Cost (% of estate)	22
		<b>Paying taxes</b> (rank)	1	Recovery rate (cents on the dollar)	56.0
		DTF score for paying taxes (0-100)	99.44	Strength of insolvency framework index (0-16)	9
		Payments (number per year)	4		
		Time (hours per year)	41		
		Total tax rate (% of profit)	11.3		

Note: For resolving insolvency, an economy for which "no practice" is recorded for time and cost receives a score of 0 on the strength of insolvency framework index even if its legal framework includes provisions related to insolvency proceedings (liquidation or reorganization). Most indicator sets refer to a case scenario in the largest business city of an economy, except for 11 economies for which the data are a population-weighted average for the 2 largest business cities. See the data notes for more details.

✓ Reform making it easier to do business ✗ Change making it more difficult to do business

<b>ROMANIA</b>		<b>Europe &amp; Central Asia</b>		<b>GNI per capita (US\$)</b>	
<b>Ease of doing business rank (1-189)</b>		<b>Overall distance to frontier (DTF) score (0-100)</b>		<b>Population (m)</b>	
	<b>48</b>		<b>70.22</b>		<b>9,060</b>
<b>Starting a business</b> (rank)	38	<b>Registering property</b> (rank)	63	<b>Trading across borders</b> (rank)	65
DTF score for starting a business (0-100)	91.93	DTF score for registering property (0-100)	74.39	DTF score for trading across borders (0-100)	77.23
Procedures (number)	5	Procedures (number)	8	Documents to export (number)	5
Time (days)	8	Time (days)	19	Time to export (days)	13
Cost (% of income per capita)	2.1	Cost (% of property value)	1.5	Cost to export (US\$ per container)	1,485
Minimum capital (% of income per capita)	0.7			Documents to import (number)	6
		<b>Getting credit</b> (rank)	7	Time to import (days)	13
<b>Dealing with construction permits</b> (rank)	140	DTF score for getting credit (0-100)	85.00	Cost to import (US\$ per container)	1,495
DTF score for dealing with construction permits (0-100)	62.17	Strength of legal rights index (0-12)	10		
Procedures (number)	14	Depth of credit information index (0-8)	7	<b>Enforcing contracts</b> (rank)	51
Time (days)	255	Credit bureau coverage (% of adults)	46.6	DTF score for enforcing contracts (0-100)	64.95
Cost (% of warehouse value)	2.3	Credit registry coverage (% of adults)	12.3	Procedures (number)	34
		<b>Protecting minority investors</b> (rank)	40	Time (days)	512
<b>Getting electricity</b> (rank)	171	DTF score for protecting minority investors (0-100)	61.67	Cost (% of claim)	28.9
DTF score for getting electricity (0-100)	46.03	Extent of conflict of interest regulation index (0-10)	6.3		
Procedures (number)	7	Extent of shareholder governance index (0-10)	6.0	<b>Resolving insolvency</b> (rank)	46
Time (days)	223	Strength of minority investor protection index (0-10)	6.2	DTF score for resolving insolvency (0-100)	58.70
Cost (% of income per capita)	496.1			Time (years)	3.3
		✓ <b>Paying taxes</b> (rank)	52	Cost (% of estate)	11
		DTF score for paying taxes (0-100)	80.09	Recovery rate (cents on the dollar)	30.7
		Payments (number per year)	14	Strength of insolvency framework index (0-16)	13.5
		Time (hours per year)	159		
		Total tax rate (% of profit)	43.2		
<b>RUSSIAN FEDERATION</b>		<b>Europe &amp; Central Asia</b>		<b>GNI per capita (US\$)</b>	
<b>Ease of doing business rank (1-189)</b>		<b>Overall distance to frontier (DTF) score (0-100)</b>		<b>Population (m)</b>	
	<b>62</b>		<b>66.66</b>		<b>13,860</b>
✓ <b>Starting a business</b> (rank)	34	✓ <b>Registering property</b> (rank)	12	<b>Trading across borders</b> (rank)	155
DTF score for starting a business (0-100)	92.17	DTF score for registering property (0-100)	91.27	DTF score for trading across borders (0-100)	53.58
Procedures (number)	4.4	Procedures (number)	3	Documents to export (number)	9
Time (days)	11.2	Time (days)	19	Time to export (days)	21.1
Cost (% of income per capita)	1.2	Cost (% of property value)	0.1	Cost to export (US\$ per container)	2,401
Minimum capital (% of income per capita)	0.0			Documents to import (number)	10
		<b>Getting credit</b> (rank)	61	Time to import (days)	19.4
<b>Dealing with construction permits</b> (rank)	156	DTF score for getting credit (0-100)	55.00	Cost to import (US\$ per container)	2,595
DTF score for dealing with construction permits (0-100)	56.70	Strength of legal rights index (0-12)	4		
Procedures (number)	19.8	Depth of credit information index (0-8)	7	<b>Enforcing contracts</b> (rank)	14
Time (days)	238.4	Credit bureau coverage (% of adults)	64.6	DTF score for enforcing contracts (0-100)	75.85
Cost (% of warehouse value)	1.9	Credit registry coverage (% of adults)	0.0	Procedures (number)	35
		<b>Protecting minority investors</b> (rank)	100	Time (days)	267
<b>Getting electricity</b> (rank)	143	DTF score for protecting minority investors (0-100)	50.83	Cost (% of claim)	14.9
DTF score for getting electricity (0-100)	60.89	Extent of conflict of interest regulation index (0-10)	5.0		
Procedures (number)	5.6	Extent of shareholder governance index (0-10)	5.2	<b>Resolving insolvency</b> (rank)	65
Time (days)	179.1	Strength of minority investor protection index (0-10)	5.1	DTF score for resolving insolvency (0-100)	49.69
Cost (% of income per capita)	321.0			Time (years)	2.0
		<b>Paying taxes</b> (rank)	49	Cost (% of estate)	9
		DTF score for paying taxes (0-100)	80.63	Recovery rate (cents on the dollar)	43.0
		Payments (number per year)	7	Strength of insolvency framework index (0-16)	8.5
		Time (hours per year)	168		
		Total tax rate (% of profit)	48.9		
<b>RWANDA</b>		<b>Sub-Saharan Africa</b>		<b>GNI per capita (US\$)</b>	
<b>Ease of doing business rank (1-189)</b>		<b>Overall distance to frontier (DTF) score (0-100)</b>		<b>Population (m)</b>	
	<b>46</b>		<b>70.47</b>		<b>620</b>
✗ <b>Starting a business</b> (rank)	112	<b>Registering property</b> (rank)	15	<b>Trading across borders</b> (rank)	164
DTF score for starting a business (0-100)	81.66	DTF score for registering property (0-100)	89.20	DTF score for trading across borders (0-100)	44.67
Procedures (number)	8	Procedures (number)	3	Documents to export (number)	7
Time (days)	6.5	Time (days)	32	Time to export (days)	26
Cost (% of income per capita)	52.3	Cost (% of property value)	0.1	Cost to export (US\$ per container)	3,245
Minimum capital (% of income per capita)	0.0			Documents to import (number)	9
		✓ <b>Getting credit</b> (rank)	4	Time to import (days)	27
✓ <b>Dealing with construction permits</b> (rank)	34	DTF score for getting credit (0-100)	90.00	Cost to import (US\$ per container)	4,990
DTF score for dealing with construction permits (0-100)	81.55	Strength of legal rights index (0-12)	11		
Procedures (number)	10	Depth of credit information index (0-8)	7	<b>Enforcing contracts</b> (rank)	62
Time (days)	77	Credit bureau coverage (% of adults)	15.7	DTF score for enforcing contracts (0-100)	63.94
Cost (% of warehouse value)	4.1	Credit registry coverage (% of adults)	2.4	Procedures (number)	23
		<b>Protecting minority investors</b> (rank)	117	Time (days)	230
✓ <b>Getting electricity</b> (rank)	62	DTF score for protecting minority investors (0-100)	46.67	Cost (% of claim)	82.7
DTF score for getting electricity (0-100)	79.48	Extent of conflict of interest regulation index (0-10)	6.3		
Procedures (number)	4	Extent of shareholder governance index (0-10)	3.0	<b>Resolving insolvency</b> (rank)	101
Time (days)	34	Strength of minority investor protection index (0-10)	4.7	DTF score for resolving insolvency (0-100)	41.77
Cost (% of income per capita)	3,073.9			Time (years)	2.5
		<b>Paying taxes</b> (rank)	27	Cost (% of estate)	29
		DTF score for paying taxes (0-100)	85.79	Recovery rate (cents on the dollar)	19.5
		Payments (number per year)	17	Strength of insolvency framework index (0-16)	10
		Time (hours per year)	107		
		Total tax rate (% of profit)	33.5		

Note: For resolving insolvency, an economy for which "no practice" is recorded for time and cost receives a score of 0 on the strength of insolvency framework index even if its legal framework includes provisions related to insolvency proceedings (liquidation or reorganization). Most indicator sets refer to a case scenario in the largest business city of an economy, except for 11 economies for which the data are a population-weighted average for the 2 largest business cities. See the data notes for more details.



✓ Reform making it easier to do business ✗ Change making it more difficult to do business

SAMOA		East Asia & Pacific		GNI per capita (US\$)	
Ease of doing business rank (1–189)	67	Overall distance to frontier (DTF) score (0–100)	66.17	Population (m)	3,430
<b>Starting a business</b> (rank)	33	<b>Registering property</b> (rank)	48	<b>Trading across borders</b> (rank)	80
DTF score for starting a business (0–100)	92.28	DTF score for registering property (0–100)	78.38	DTF score for trading across borders (0–100)	74.78
Procedures (number)	4	Procedures (number)	5	Documents to export (number)	6
Time (days)	9	Time (days)	15	Time to export (days)	21
Cost (% of income per capita)	9.4	Cost (% of property value)	3.7	Cost to export (US\$ per container)	490
Minimum capital (% of income per capita)	0.0			Documents to import (number)	6
		<b>Getting credit</b> (rank)	151	Time to import (days)	28
✗ <b>Dealing with construction permits</b> (rank)	57	DTF score for getting credit (0–100)	25.00	Cost to import (US\$ per container)	615
DTF score for dealing with construction permits (0–100)	77.57	Strength of legal rights index (0–12)	5		
Procedures (number)	18	Depth of credit information index (0–8)	0	<b>Enforcing contracts</b> (rank)	83
Time (days)	61	Credit bureau coverage (% of adults)	0.0	DTF score for enforcing contracts (0–100)	59.54
Cost (% of warehouse value)	1.0	Credit registry coverage (% of adults)	0.0	Procedures (number)	44
				Time (days)	455
<b>Getting electricity</b> (rank)	20	<b>Protecting minority investors</b> (rank)	71	Cost (% of claim)	19.7
DTF score for getting electricity (0–100)	89.10	DTF score for protecting minority investors (0–100)	56.67		
Procedures (number)	4	Extent of conflict of interest regulation index (0–10)	6.7	<b>Resolving insolvency</b> (rank)	124
Time (days)	34	Extent of shareholder governance index (0–10)	4.7	DTF score for resolving insolvency (0–100)	36.31
Cost (% of income per capita)	735.9	Strength of minority investor protection index (0–10)	5.7	Time (years)	2.0
				Cost (% of estate)	38
		<b>Paying taxes</b> (rank)	96	Recovery rate (cents on the dollar)	18.1
		DTF score for paying taxes (0–100)	72.10	Strength of insolvency framework index (0–16)	8.5
		Payments (number per year)	37		
		Time (hours per year)	224		
		Total tax rate (% of profit)	18.4		

SAN MARINO		Europe & Central Asia		GNI per capita (US\$)	
Ease of doing business rank (1–189)	93	Overall distance to frontier (DTF) score (0–100)	62.44	Population (m)	57,301
<b>Starting a business</b> (rank)	132	✓ <b>Registering property</b> (rank)	111	<b>Trading across borders</b> (rank)	59
DTF score for starting a business (0–100)	76.81	DTF score for registering property (0–100)	61.99	DTF score for trading across borders (0–100)	78.27
Procedures (number)	8	Procedures (number)	9	Documents to export (number)	4
Time (days)	40	Time (days)	42.5	Time to export (days)	15
Cost (% of income per capita)	9.0	Cost (% of property value)	4.1	Cost to export (US\$ per container)	1,900
Minimum capital (% of income per capita)	29.5			Documents to import (number)	4
		<b>Getting credit</b> (rank)	180	Time to import (days)	13
<b>Dealing with construction permits</b> (rank)	112	DTF score for getting credit (0–100)	5.00	Cost to import (US\$ per container)	1,890
DTF score for dealing with construction permits (0–100)	67.67	Strength of legal rights index (0–12)	1		
Procedures (number)	14	Depth of credit information index (0–8)	0	<b>Enforcing contracts</b> (rank)	33
Time (days)	145.5	Credit bureau coverage (% of adults)	0.0	DTF score for enforcing contracts (0–100)	68.85
Cost (% of warehouse value)	5.3	Credit registry coverage (% of adults)	0.0	Procedures (number)	34
				Time (days)	575
<b>Getting electricity</b> (rank)	6	<b>Protecting minority investors</b> (rank)	110	Cost (% of claim)	13.9
DTF score for getting electricity (0–100)	95.84	DTF score for protecting minority investors (0–100)	47.50		
Procedures (number)	3	Extent of conflict of interest regulation index (0–10)	6.0	<b>Resolving insolvency</b> (rank)	111
Time (days)	45	Extent of shareholder governance index (0–10)	3.5	DTF score for resolving insolvency (0–100)	39.11
Cost (% of income per capita)	59.3	Strength of minority investor protection index (0–10)	4.8	Time (years)	2.3
				Cost (% of estate)	5
		<b>Paying taxes</b> (rank)	34	Recovery rate (cents on the dollar)	46.5
		DTF score for paying taxes (0–100)	83.33	Strength of insolvency framework index (0–16)	4.5
		Payments (number per year)	19		
		Time (hours per year)	52		
		Total tax rate (% of profit)	42.2		

SÃO TOMÉ AND PRÍNCIPE		Sub-Saharan Africa		GNI per capita (US\$)	
Ease of doing business rank (1–189)	153	Overall distance to frontier (DTF) score (0–100)	50.75	Population (m)	1,470
✓ <b>Starting a business</b> (rank)	23	<b>Registering property</b> (rank)	148	<b>Trading across borders</b> (rank)	111
DTF score for starting a business (0–100)	93.99	DTF score for registering property (0–100)	53.71	DTF score for trading across borders (0–100)	68.73
Procedures (number)	3	Procedures (number)	7	Documents to export (number)	8
Time (days)	4	Time (days)	62	Time to export (days)	26
Cost (% of income per capita)	17.5	Cost (% of property value)	9.0	Cost to export (US\$ per container)	690
Minimum capital (% of income per capita)	0.0			Documents to import (number)	6
		<b>Getting credit</b> (rank)	185	Time to import (days)	28
<b>Dealing with construction permits</b> (rank)	46	DTF score for getting credit (0–100)	0.00	Cost to import (US\$ per container)	577
DTF score for dealing with construction permits (0–100)	78.47	Strength of legal rights index (0–12)	0		
Procedures (number)	12	Depth of credit information index (0–8)	0	<b>Enforcing contracts</b> (rank)	179
Time (days)	104	Credit bureau coverage (% of adults)	0.0	DTF score for enforcing contracts (0–100)	32.37
Cost (% of warehouse value)	2.8	Credit registry coverage (% of adults)	0.0	Procedures (number)	43
				Time (days)	1,065
<b>Getting electricity</b> (rank)	57	<b>Protecting minority investors</b> (rank)	183	Cost (% of claim)	50.5
DTF score for getting electricity (0–100)	80.24	DTF score for protecting minority investors (0–100)	26.67		
Procedures (number)	4	Extent of conflict of interest regulation index (0–10)	3.3	<b>Resolving insolvency</b> (rank)	162
Time (days)	89	Extent of shareholder governance index (0–10)	2.0	DTF score for resolving insolvency (0–100)	21.70
Cost (% of income per capita)	951.5	Strength of minority investor protection index (0–10)	2.7	Time (years)	6.2
				Cost (% of estate)	22
		<b>Paying taxes</b> (rank)	162	Recovery rate (cents on the dollar)	5.5
		DTF score for paying taxes (0–100)	51.65	Strength of insolvency framework index (0–16)	6
		Payments (number per year)	45		
		Time (hours per year)	424		
		Total tax rate (% of profit)	38.2		

Note: For resolving insolvency, an economy for which "no practice" is recorded for time and cost receives a score of 0 on the strength of insolvency framework index even if its legal framework includes provisions related to insolvency proceedings (liquidation or reorganization). Most indicator sets refer to a case scenario in the largest business city of an economy, except for 11 economies for which the data are a population-weighted average for the 2 largest business cities. See the data notes for more details.



✓ Reform making it easier to do business ✗ Change making it more difficult to do business

SEYCHELLES		Sub-Saharan Africa		GNI per capita (US\$)	
Ease of doing business rank (1–189)	85	Overall distance to frontier (DTF) score (0–100)	63.16	Population (m)	12,530
<b>Starting a business</b> (rank)	127	<b>Registering property</b> (rank)	78	<b>Trading across borders</b> (rank)	42
DTF score for starting a business (0–100)	77.48	DTF score for registering property (0–100)	71.00	DTF score for trading across borders (0–100)	81.65
Procedures (number)	9	Procedures (number)	4	Documents to export (number)	5
Time (days)	38	Time (days)	33	Time to export (days)	16
Cost (% of income per capita)	10.7	Cost (% of property value)	7.0	Cost to export (US\$ per container)	705
Minimum capital (% of income per capita)	0.0			Documents to import (number)	5
		<b>Getting credit</b> (rank)	171	Time to import (days)	17
<b>Dealing with construction permits</b> (rank)	48	DTF score for getting credit (0–100)	10.00	Cost to import (US\$ per container)	675
DTF score for dealing with construction permits (0–100)	78.37	Strength of legal rights index (0–12)	2		
Procedures (number)	14	Depth of credit information index (0–8)	0	✓ <b>Enforcing contracts</b> (rank)	103
Time (days)	119	Credit bureau coverage (% of adults)	0.0	DTF score for enforcing contracts (0–100)	56.92
Cost (% of warehouse value)	0.4	Credit registry coverage (% of adults)	0.0	Procedures (number)	36
				Time (days)	915
<b>Getting electricity</b> (rank)	130	<b>Protecting minority investors</b> (rank)	56	Cost (% of claim)	15.4
DTF score for getting electricity (0–100)	64.22	DTF score for protecting minority investors (0–100)	58.33		
Procedures (number)	6	Extent of conflict of interest regulation index (0–10)	5.7	✓ <b>Resolving insolvency</b> (rank)	61
Time (days)	137	Extent of shareholder governance index (0–10)	6.0	DTF score for resolving insolvency (0–100)	52.17
Cost (% of income per capita)	454.7	Strength of minority investor protection index (0–10)	5.8	Time (years)	2.0
		✓ <b>Paying taxes</b> (rank)	43	Cost (% of estate)	11
		DTF score for paying taxes (0–100)	81.50	Recovery rate (cents on the dollar)	38.9
		Payments (number per year)	28	Strength of insolvency framework index (0–16)	10
		Time (hours per year)	88		
		Total tax rate (% of profit)	31.7		

SIERRA LEONE		Sub-Saharan Africa		GNI per capita (US\$)	
Ease of doing business rank (1–189)	140	Overall distance to frontier (DTF) score (0–100)	54.58	Population (m)	6.1
<b>Starting a business</b> (rank)	91	✓ <b>Registering property</b> (rank)	158	<b>Trading across borders</b> (rank)	133
DTF score for starting a business (0–100)	85.02	DTF score for registering property (0–100)	50.63	DTF score for trading across borders (0–100)	63.61
Procedures (number)	6	Procedures (number)	7	Documents to export (number)	7
Time (days)	12	Time (days)	56	Time to export (days)	25
Cost (% of income per capita)	37.9	Cost (% of property value)	10.8	Cost to export (US\$ per container)	1,185
Minimum capital (% of income per capita)	0.0			Documents to import (number)	8
		✓ <b>Getting credit</b> (rank)	151	Time to import (days)	28
<b>Dealing with construction permits</b> (rank)	120	DTF score for getting credit (0–100)	25.00	Cost to import (US\$ per container)	1,575
DTF score for dealing with construction permits (0–100)	66.80	Strength of legal rights index (0–12)	5		
Procedures (number)	16	Depth of credit information index (0–8)	0	<b>Enforcing contracts</b> (rank)	109
Time (days)	166	Credit bureau coverage (% of adults)	0.0	DTF score for enforcing contracts (0–100)	55.68
Cost (% of warehouse value)	3.1	Credit registry coverage (% of adults)	1.0	Procedures (number)	39
				Time (days)	515
✓ <b>Getting electricity</b> (rank)	172	<b>Protecting minority investors</b> (rank)	62	Cost (% of claim)	39.5
DTF score for getting electricity (0–100)	45.51	DTF score for protecting minority investors (0–100)	57.50		
Procedures (number)	8	Extent of conflict of interest regulation index (0–10)	6.7	<b>Resolving insolvency</b> (rank)	143
Time (days)	82	Extent of shareholder governance index (0–10)	4.8	DTF score for resolving insolvency (0–100)	30.68
Cost (% of income per capita)	4,237.5	Strength of minority investor protection index (0–10)	5.8	Time (years)	2.3
		✗ <b>Paying taxes</b> (rank)	130	Cost (% of estate)	42
		DTF score for paying taxes (0–100)	65.39	Recovery rate (cents on the dollar)	10.6
		Payments (number per year)	33	Strength of insolvency framework index (0–16)	8
		Time (hours per year)	353		
		Total tax rate (% of profit)	31.0		

SINGAPORE		East Asia & Pacific		GNI per capita (US\$)	
Ease of doing business rank (1–189)	1	Overall distance to frontier (DTF) score (0–100)	88.27	Population (m)	54,040
<b>Starting a business</b> (rank)	6	<b>Registering property</b> (rank)	24	<b>Trading across borders</b> (rank)	1
DTF score for starting a business (0–100)	96.48	DTF score for registering property (0–100)	84.78	DTF score for trading across borders (0–100)	96.47
Procedures (number)	3	Procedures (number)	4	Documents to export (number)	3
Time (days)	2.5	Time (days)	4.5	Time to export (days)	6
Cost (% of income per capita)	0.6	Cost (% of property value)	2.8	Cost to export (US\$ per container)	460
Minimum capital (% of income per capita)	0.0			Documents to import (number)	3
		<b>Getting credit</b> (rank)	17	Time to import (days)	4
<b>Dealing with construction permits</b> (rank)	2	DTF score for getting credit (0–100)	75.00	Cost to import (US\$ per container)	440
DTF score for dealing with construction permits (0–100)	92.84	Strength of legal rights index (0–12)	8		
Procedures (number)	10	Depth of credit information index (0–8)	7	✓ <b>Enforcing contracts</b> (rank)	1
Time (days)	26	Credit bureau coverage (% of adults)	50.8	DTF score for enforcing contracts (0–100)	89.54
Cost (% of warehouse value)	0.3	Credit registry coverage (% of adults)	0.0	Procedures (number)	21
				Time (days)	150
<b>Getting electricity</b> (rank)	11	<b>Protecting minority investors</b> (rank)	3	Cost (% of claim)	25.8
DTF score for getting electricity (0–100)	92.45	DTF score for protecting minority investors (0–100)	80.00		
Procedures (number)	4	Extent of conflict of interest regulation index (0–10)	9.3	<b>Resolving insolvency</b> (rank)	19
Time (days)	31	Extent of shareholder governance index (0–10)	6.7	DTF score for resolving insolvency (0–100)	77.94
Cost (% of income per capita)	26.3	Strength of minority investor protection index (0–10)	8.0	Time (years)	0.8
				Cost (% of estate)	3
		<b>Paying taxes</b> (rank)	5	Recovery rate (cents on the dollar)	89.7
		DTF score for paying taxes (0–100)	97.19	Strength of insolvency framework index (0–16)	9.5
		Payments (number per year)	5		
		Time (hours per year)	82		
		Total tax rate (% of profit)	18.4		

Note: For resolving insolvency, an economy for which "no practice" is recorded for time and cost receives a score of 0 on the strength of insolvency framework index even if its legal framework includes provisions related to insolvency proceedings (liquidation or reorganization). Most indicator sets refer to a case scenario in the largest business city of an economy, except for 11 economies for which the data are a population-weighted average for the 2 largest business cities. See the data notes for more details.

✓ Reform making it easier to do business ✗ Change making it more difficult to do business

SLOVAK REPUBLIC		OECD high income	GNI per capita (US\$)	17,390	
<b>Ease of doing business rank (1–189)</b>	<b>37</b>	<b>Overall distance to frontier (DTF) score (0–100)</b>	<b>71.83</b>	<b>Population (m)</b>	<b>5.4</b>
✓ <b>Starting a business</b> (rank)	77	<b>Registering property</b> (rank)	11	<b>Trading across borders</b> (rank)	71
DTF score for starting a business (0–100)	87.02	DTF score for registering property (0–100)	91.88	DTF score for trading across borders (0–100)	76.49
Procedures (number)	7	Procedures (number)	3	Documents to export (number)	5
Time (days)	11.5	Time (days)	16.5	Time to export (days)	16
Cost (% of income per capita)	1.5	Cost (% of property value)	0.0	Cost to export (US\$ per container)	1,525
Minimum capital (% of income per capita)	19.2			Documents to import (number)	5
		✓ <b>Getting credit</b> (rank)	36	Time to import (days)	16
<b>Dealing with construction permits</b> (rank)	110	DTF score for getting credit (0–100)	65.00	Cost to import (US\$ per container)	1,505
DTF score for dealing with construction permits (0–100)	68.19	Strength of legal rights index (0–12)	7		
Procedures (number)	10	Depth of credit information index (0–8)	6	<b>Enforcing contracts</b> (rank)	55
Time (days)	286	Credit bureau coverage (% of adults)	65.7	DTF score for enforcing contracts (0–100)	64.68
Cost (% of warehouse value)	0.1	Credit registry coverage (% of adults)	2.8	Procedures (number)	33
		<b>Protecting minority investors</b> (rank)	100	Time (days)	545
<b>Getting electricity</b> (rank)	100	DTF score for protecting minority investors (0–100)	50.83	Cost (% of claim)	30.0
DTF score for getting electricity (0–100)	72.71	Extent of conflict of interest regulation index (0–10)	4.7		
Procedures (number)	5	Extent of shareholder governance index (0–10)	5.5	<b>Resolving insolvency</b> (rank)	31
Time (days)	128	Strength of minority investor protection index (0–10)	5.1	DTF score for resolving insolvency (0–100)	69.93
Cost (% of income per capita)	56.9			Time (years)	4.0
		<b>Paying taxes</b> (rank)	100	Cost (% of estate)	18
		DTF score for paying taxes (0–100)	71.57	Recovery rate (cents on the dollar)	54.4
		Payments (number per year)	20	Strength of insolvency framework index (0–16)	13
		Time (hours per year)	207		
		Total tax rate (% of profit)	48.6		
SLOVENIA		OECD high income	GNI per capita (US\$)	22,750	
<b>Ease of doing business rank (1–189)</b>	<b>51</b>	<b>Overall distance to frontier (DTF) score (0–100)</b>	<b>69.87</b>	<b>Population (m)</b>	<b>2.1</b>
<b>Starting a business</b> (rank)	15	<b>Registering property</b> (rank)	90	<b>Trading across borders</b> (rank)	53
DTF score for starting a business (0–100)	94.39	DTF score for registering property (0–100)	67.04	DTF score for trading across borders (0–100)	79.29
Procedures (number)	2	Procedures (number)	5	Documents to export (number)	5
Time (days)	6	Time (days)	109.5	Time to export (days)	16
Cost (% of income per capita)	0.0	Cost (% of property value)	2.0	Cost to export (US\$ per container)	745
Minimum capital (% of income per capita)	44.1			Documents to import (number)	7
		<b>Getting credit</b> (rank)	116	Time to import (days)	14
<b>Dealing with construction permits</b> (rank)	90	DTF score for getting credit (0–100)	35.00	Cost to import (US\$ per container)	830
DTF score for dealing with construction permits (0–100)	71.91	Strength of legal rights index (0–12)	3		
Procedures (number)	11	Depth of credit information index (0–8)	4	<b>Enforcing contracts</b> (rank)	122
Time (days)	212.5	Credit bureau coverage (% of adults)	100.0	DTF score for enforcing contracts (0–100)	52.40
Cost (% of warehouse value)	1.3	Credit registry coverage (% of adults)	3.2	Procedures (number)	32
		<b>Protecting minority investors</b> (rank)	14	Time (days)	1,270
<b>Getting electricity</b> (rank)	31	DTF score for protecting minority investors (0–100)	68.33	Cost (% of claim)	12.7
DTF score for getting electricity (0–100)	85.50	Extent of conflict of interest regulation index (0–10)	7.3	✓ <b>Resolving insolvency</b> (rank)	42
Procedures (number)	5	Extent of shareholder governance index (0–10)	6.3	DTF score for resolving insolvency (0–100)	62.91
Time (days)	38	Strength of minority investor protection index (0–10)	6.8	Time (years)	2.0
Cost (% of income per capita)	119.3			Cost (% of estate)	4
		<b>Paying taxes</b> (rank)	42	Recovery rate (cents on the dollar)	50.1
		DTF score for paying taxes (0–100)	81.94	Strength of insolvency framework index (0–16)	11.5
		Payments (number per year)	11		
		Time (hours per year)	260		
		Total tax rate (% of profit)	32.0		
SOLOMON ISLANDS		East Asia & Pacific	GNI per capita (US\$)	1,610	
<b>Ease of doing business rank (1–189)</b>	<b>87</b>	<b>Overall distance to frontier (DTF) score (0–100)</b>	<b>63.08</b>	<b>Population (m)</b>	<b>0.6</b>
<b>Starting a business</b> (rank)	93	<b>Registering property</b> (rank)	156	<b>Trading across borders</b> (rank)	87
DTF score for starting a business (0–100)	84.60	DTF score for registering property (0–100)	50.84	DTF score for trading across borders (0–100)	74.24
Procedures (number)	7	Procedures (number)	10	Documents to export (number)	7
Time (days)	9	Time (days)	86.5	Time to export (days)	22
Cost (% of income per capita)	35.5	Cost (% of property value)	4.7	Cost to export (US\$ per container)	840
Minimum capital (% of income per capita)	0.0			Documents to import (number)	5
		<b>Getting credit</b> (rank)	71	Time to import (days)	20
<b>Dealing with construction permits</b> (rank)	36	DTF score for getting credit (0–100)	50.00	Cost to import (US\$ per container)	785
DTF score for dealing with construction permits (0–100)	80.73	Strength of legal rights index (0–12)	10		
Procedures (number)	13	Depth of credit information index (0–8)	0	<b>Enforcing contracts</b> (rank)	150
Time (days)	98	Credit bureau coverage (% of adults)	0.0	DTF score for enforcing contracts (0–100)	44.63
Cost (% of warehouse value)	1.0	Credit registry coverage (% of adults)	0.0	Procedures (number)	37
		<b>Protecting minority investors</b> (rank)	92	Time (days)	455
✓ <b>Getting electricity</b> (rank)	45	DTF score for protecting minority investors (0–100)	52.50	Cost (% of claim)	78.9
DTF score for getting electricity (0–100)	82.94	Extent of conflict of interest regulation index (0–10)	6.3	<b>Resolving insolvency</b> (rank)	139
Procedures (number)	4	Extent of shareholder governance index (0–10)	4.2	DTF score for resolving insolvency (0–100)	31.87
Time (days)	53	Strength of minority investor protection index (0–10)	5.3	Time (years)	1.0
Cost (% of income per capita)	1,562.8			Cost (% of estate)	38
		<b>Paying taxes</b> (rank)	58	Recovery rate (cents on the dollar)	24.4
		DTF score for paying taxes (0–100)	78.42	Strength of insolvency framework index (0–16)	6
		Payments (number per year)	34		
		Time (hours per year)	80		
		Total tax rate (% of profit)	32.0		

Note: For resolving insolvency, an economy for which "no practice" is recorded for time and cost receives a score of 0 on the strength of insolvency framework index even if its legal framework includes provisions related to insolvency proceedings (liquidation or reorganization). Most indicator sets refer to a case scenario in the largest business city of an economy, except for 11 economies for which the data are a population-weighted average for the 2 largest business cities. See the data notes for more details.

SOUTH AFRICA		Sub-Saharan Africa		GNI per capita (US\$)	
<b>Ease of doing business rank (1-189)</b>	<b>43</b>	<b>Overall distance to frontier (DTF) score (0-100)</b>	<b>71.08</b>	<b>Population (m)</b>	<b>53.0</b>
<b>Starting a business (rank)</b>	61	<b>Registering property (rank)</b>	97	<b>Trading across borders (rank)</b>	100
DTF score for starting a business (0-100)	89.43	DTF score for registering property (0-100)	66.02	DTF score for trading across borders (0-100)	71.05
Procedures (number)	5	Procedures (number)	7	Documents to export (number)	5
Time (days)	19	Time (days)	23	Time to export (days)	16
Cost (% of income per capita)	0.3	Cost (% of property value)	6.2	Cost to export (US\$ per container)	1,830
Minimum capital (% of income per capita)	0.0			Documents to import (number)	6
				Time to import (days)	21
				Cost to import (US\$ per container)	2,080
<b>Dealing with construction permits (rank)</b>	32	✗ <b>Getting credit (rank)</b>	52	✗ <b>Enforcing contracts (rank)</b>	46
DTF score for dealing with construction permits (0-100)	81.65	DTF score for getting credit (0-100)	60.00	DTF score for enforcing contracts (0-100)	66.14
Procedures (number)	16	Strength of legal rights index (0-12)	5	Procedures (number)	29
Time (days)	48	Depth of credit information index (0-8)	7	Time (days)	600
Cost (% of warehouse value)	0.9	Credit bureau coverage (% of adults)	55.4	Cost (% of claim)	33.2
		Credit registry coverage (% of adults)	0.0		
<b>Getting electricity (rank)</b>	158	<b>Protecting minority investors (rank)</b>	17	<b>Resolving insolvency (rank)</b>	39
DTF score for getting electricity (0-100)	55.74	DTF score for protecting minority investors (0-100)	67.50	DTF score for resolving insolvency (0-100)	64.51
Procedures (number)	5	Extent of conflict of interest regulation index (0-10)	8.0	Time (years)	2.0
Time (days)	226	Extent of shareholder governance index (0-10)	5.5	Cost (% of estate)	18
Cost (% of income per capita)	729.5	Strength of minority investor protection index (0-10)	6.8	Recovery rate (cents on the dollar)	35.7
				Strength of insolvency framework index (0-16)	14.5
		<b>Paying taxes (rank)</b>	19		
		DTF score for paying taxes (0-100)	88.73		
		Payments (number per year)	7		
		Time (hours per year)	200		
		Total tax rate (% of profit)	28.8		
SOUTH SUDAN		Sub-Saharan Africa		GNI per capita (US\$)	
<b>Ease of doing business rank (1-189)</b>	<b>186</b>	<b>Overall distance to frontier (DTF) score (0-100)</b>	<b>35.72</b>	<b>Population (m)</b>	<b>11.3</b>
<b>Starting a business (rank)</b>	178	<b>Registering property (rank)</b>	180	<b>Trading across borders (rank)</b>	187
DTF score for starting a business (0-100)	53.96	DTF score for registering property (0-100)	36.63	DTF score for trading across borders (0-100)	5.70
Procedures (number)	13	Procedures (number)	9	Documents to export (number)	10
Time (days)	14	Time (days)	50	Time to export (days)	55
Cost (% of income per capita)	242.4	Cost (% of property value)	15.6	Cost to export (US\$ per container)	5,335
Minimum capital (% of income per capita)	0.0			Documents to import (number)	12
				Time to import (days)	130
				Cost to import (US\$ per container)	9,285
<b>Dealing with construction permits (rank)</b>	167	<b>Getting credit (rank)</b>	171	<b>Enforcing contracts (rank)</b>	94
DTF score for dealing with construction permits (0-100)	52.41	DTF score for getting credit (0-100)	10.00	DTF score for enforcing contracts (0-100)	57.71
Procedures (number)	23	Strength of legal rights index (0-12)	2	Procedures (number)	48
Time (days)	124	Depth of credit information index (0-8)	0	Time (days)	228
Cost (% of warehouse value)	8.5	Credit bureau coverage (% of adults)	0.0	Cost (% of claim)	30.0
		Credit registry coverage (% of adults)	0.0		
<b>Getting electricity (rank)</b>	179	<b>Protecting minority investors (rank)</b>	173	<b>Resolving insolvency (rank)</b>	189
DTF score for getting electricity (0-100)	36.68	DTF score for protecting minority investors (0-100)	32.50	DTF score for resolving insolvency (0-100)	0.00
Procedures (number)	6	Extent of conflict of interest regulation index (0-10)	2.7	Time (years)	NO PRACTICE
Time (days)	468	Extent of shareholder governance index (0-10)	3.8	Cost (% of estate)	NO PRACTICE
Cost (% of income per capita)	3,236.9	Strength of minority investor protection index (0-10)	3.3	Recovery rate (cents on the dollar)	0.0
				Strength of insolvency framework index (0-16)	0
		<b>Paying taxes (rank)</b>	98		
		DTF score for paying taxes (0-100)	71.59		
		Payments (number per year)	36		
		Time (hours per year)	218		
		Total tax rate (% of profit)	29.1		
SPAIN		OECD high income		GNI per capita (US\$)	
<b>Ease of doing business rank (1-189)</b>	<b>33</b>	<b>Overall distance to frontier (DTF) score (0-100)</b>	<b>73.17</b>	<b>Population (m)</b>	<b>46.6</b>
✓ <b>Starting a business (rank)</b>	74	✓ <b>Registering property (rank)</b>	66	<b>Trading across borders (rank)</b>	30
DTF score for starting a business (0-100)	88.08	DTF score for registering property (0-100)	73.57	DTF score for trading across borders (0-100)	84.68
Procedures (number)	6	Procedures (number)	5	Documents to export (number)	4
Time (days)	13	Time (days)	12	Time to export (days)	10
Cost (% of income per capita)	4.6	Cost (% of property value)	6.1	Cost to export (US\$ per container)	1,310
Minimum capital (% of income per capita)	13.8			Documents to import (number)	4
				Time to import (days)	9
				Cost to import (US\$ per container)	1,400
<b>Dealing with construction permits (rank)</b>	105	<b>Getting credit (rank)</b>	52	<b>Enforcing contracts (rank)</b>	69
DTF score for dealing with construction permits (0-100)	69.18	DTF score for getting credit (0-100)	60.00	DTF score for enforcing contracts (0-100)	62.65
Procedures (number)	7	Strength of legal rights index (0-12)	5	Procedures (number)	40
Time (days)	229	Depth of credit information index (0-8)	7	Time (days)	510
Cost (% of warehouse value)	5.2	Credit bureau coverage (% of adults)	15.3	Cost (% of claim)	18.5
		Credit registry coverage (% of adults)	50.0		
<b>Getting electricity (rank)</b>	74	<b>Protecting minority investors (rank)</b>	30	✓ <b>Resolving insolvency (rank)</b>	23
DTF score for getting electricity (0-100)	78.18	DTF score for protecting minority investors (0-100)	64.17	DTF score for resolving insolvency (0-100)	75.89
Procedures (number)	5	Extent of conflict of interest regulation index (0-10)	5.3	Time (years)	1.5
Time (days)	85	Extent of shareholder governance index (0-10)	7.5	Cost (% of estate)	11
Cost (% of income per capita)	242.0	Strength of minority investor protection index (0-10)	6.4	Recovery rate (cents on the dollar)	71.3
				Strength of insolvency framework index (0-16)	12
		✓ <b>Paying taxes (rank)</b>	76		
		DTF score for paying taxes (0-100)	75.25		
		Payments (number per year)	8		
		Time (hours per year)	167		
		Total tax rate (% of profit)	58.2		

Note: For resolving insolvency, an economy for which "no practice" is recorded for time and cost receives a score of 0 on the strength of insolvency framework index even if its legal framework includes provisions related to insolvency proceedings (liquidation or reorganization). Most indicator sets refer to a case scenario in the largest business city of an economy, except for 11 economies for which the data are a population-weighted average for the 2 largest business cities. See the data notes for more details.

✓ Reform making it easier to do business ✗ Change making it more difficult to do business

<b>SRI LANKA</b>		<b>South Asia</b>		<b>GNI per capita (US\$)</b>		<b>3,170</b>	
<b>Ease of doing business rank (1–189)</b>		<b>Overall distance to frontier (DTF) score (0–100)</b>		<b>Population (m)</b>		<b>20.5</b>	
<b>Starting a business</b> (rank)	104	<b>Registering property</b> (rank)	131	<b>Trading across borders</b> (rank)	69		
DTF score for starting a business (0–100)	83.01	DTF score for registering property (0–100)	58.45	DTF score for trading across borders (0–100)	76.94		
Procedures (number)	9	Procedures (number)	9	Documents to export (number)	7		
Time (days)	11	Time (days)	51	Time to export (days)	16		
Cost (% of income per capita)	20.7	Cost (% of property value)	5.1	Cost to export (US\$ per container)	560		
Minimum capital (% of income per capita)	0.0			Documents to import (number)	7		
		<b>Getting credit</b> (rank)	89	Time to import (days)	13		
<b>Dealing with construction permits</b> (rank)	60	DTF score for getting credit (0–100)	45.00	Cost to import (US\$ per container)	690		
DTF score for dealing with construction permits (0–100)	76.50	Strength of legal rights index (0–12)	3				
Procedures (number)	12	Depth of credit information index (0–8)	6	<b>Enforcing contracts</b> (rank)	165		
Time (days)	169	Credit bureau coverage (% of adults)	44.5	DTF score for enforcing contracts (0–100)	38.96		
Cost (% of warehouse value)	0.3	Credit registry coverage (% of adults)	0.0	Procedures (number)	40		
		<b>Protecting minority investors</b> (rank)	51	Time (days)	1,318		
<b>Getting electricity</b> (rank)	100	DTF score for protecting minority investors (0–100)	59.17	Cost (% of claim)	22.8		
DTF score for getting electricity (0–100)	72.71	Extent of conflict of interest regulation index (0–10)	6.0				
Procedures (number)	5	Extent of shareholder governance index (0–10)	5.8	<b>Resolving insolvency</b> (rank)	72		
Time (days)	104	Strength of minority investor protection index (0–10)	5.9	DTF score for resolving insolvency (0–100)	47.81		
Cost (% of income per capita)	901.6			Time (years)	1.7		
		✗ <b>Paying taxes</b> (rank)	158	Cost (% of estate)	10		
		DTF score for paying taxes (0–100)	55.00	Recovery rate (cents on the dollar)	42.4		
		Payments (number per year)	47	Strength of insolvency framework index (0–16)	8		
		Time (hours per year)	167				
		Total tax rate (% of profit)	55.6				
<b>ST. KITTS AND NEVIS</b>		<b>Latin America &amp; Caribbean</b>		<b>GNI per capita (US\$)</b>		<b>13,460</b>	
<b>Ease of doing business rank (1–189)</b>		<b>Overall distance to frontier (DTF) score (0–100)</b>		<b>Population (m)</b>		<b>0.1</b>	
<b>Starting a business</b> (rank)	87	<b>Registering property</b> (rank)	170	<b>Trading across borders</b> (rank)	67		
DTF score for starting a business (0–100)	85.56	DTF score for registering property (0–100)	43.74	DTF score for trading across borders (0–100)	77.22		
Procedures (number)	7	Procedures (number)	6	Documents to export (number)	4		
Time (days)	18.5	Time (days)	82	Time to export (days)	13		
Cost (% of income per capita)	8.7	Cost (% of property value)	13.3	Cost to export (US\$ per container)	805		
Minimum capital (% of income per capita)	0.0			Documents to import (number)	7		
		<b>Getting credit</b> (rank)	151	Time to import (days)	12		
✗ <b>Dealing with construction permits</b> (rank)	16	DTF score for getting credit (0–100)	25.00	Cost to import (US\$ per container)	2,615		
DTF score for dealing with construction permits (0–100)	85.24	Strength of legal rights index (0–12)	5				
Procedures (number)	10	Depth of credit information index (0–8)	0	<b>Enforcing contracts</b> (rank)	116		
Time (days)	104	Credit bureau coverage (% of adults)	0.0	DTF score for enforcing contracts (0–100)	53.80		
Cost (% of warehouse value)	0.4	Credit registry coverage (% of adults)	0.0	Procedures (number)	46		
		<b>Protecting minority investors</b> (rank)	87	Time (days)	578		
<b>Getting electricity</b> (rank)	10	DTF score for protecting minority investors (0–100)	53.33	Cost (% of claim)	20.5		
DTF score for getting electricity (0–100)	93.25	Extent of conflict of interest regulation index (0–10)	6.7				
Procedures (number)	4	Extent of shareholder governance index (0–10)	4.0	<b>Resolving insolvency</b> (rank)	189		
Time (days)	18	Strength of minority investor protection index (0–10)	5.3	DTF score for resolving insolvency (0–100)	0.00		
Cost (% of income per capita)	291.1			Time (years)	NO PRACTICE		
		✓ <b>Paying taxes</b> (rank)	137	Cost (% of estate)	NO PRACTICE		
		DTF score for paying taxes (0–100)	62.85	Recovery rate (cents on the dollar)	0.0		
		Payments (number per year)	35	Strength of insolvency framework index (0–16)	0		
		Time (hours per year)	203				
		Total tax rate (% of profit)	49.8				
<b>ST. LUCIA</b>		<b>Latin America &amp; Caribbean</b>		<b>GNI per capita (US\$)</b>		<b>7,090</b>	
<b>Ease of doing business rank (1–189)</b>		<b>Overall distance to frontier (DTF) score (0–100)</b>		<b>Population (m)</b>		<b>0.2</b>	
<b>Starting a business</b> (rank)	72	<b>Registering property</b> (rank)	132	✓ <b>Trading across borders</b> (rank)	122		
DTF score for starting a business (0–100)	88.24	DTF score for registering property (0–100)	58.38	DTF score for trading across borders (0–100)	66.44		
Procedures (number)	5	Procedures (number)	9	Documents to export (number)	7		
Time (days)	15	Time (days)	17	Time to export (days)	14		
Cost (% of income per capita)	17.8	Cost (% of property value)	7.6	Cost to export (US\$ per container)	935		
Minimum capital (% of income per capita)	0.0			Documents to import (number)	11		
		<b>Getting credit</b> (rank)	151	Time to import (days)	13		
<b>Dealing with construction permits</b> (rank)	39	DTF score for getting credit (0–100)	25.00	Cost to import (US\$ per container)	2,280		
DTF score for dealing with construction permits (0–100)	79.64	Strength of legal rights index (0–12)	5				
Procedures (number)	13	Depth of credit information index (0–8)	0	<b>Enforcing contracts</b> (rank)	145		
Time (days)	115	Credit bureau coverage (% of adults)	0.0	DTF score for enforcing contracts (0–100)	45.94		
Cost (% of warehouse value)	0.7	Credit registry coverage (% of adults)	0.0	Procedures (number)	46		
		<b>Protecting minority investors</b> (rank)	141	Time (days)	635		
<b>Getting electricity</b> (rank)	23	DTF score for protecting minority investors (0–100)	43.33	Cost (% of claim)	37.3		
DTF score for getting electricity (0–100)	87.95	Extent of conflict of interest regulation index (0–10)	6.7				
Procedures (number)	5	Extent of shareholder governance index (0–10)	2.0	<b>Resolving insolvency</b> (rank)	100		
Time (days)	19	Strength of minority investor protection index (0–10)	4.3	DTF score for resolving insolvency (0–100)	41.82		
Cost (% of income per capita)	191.8			Time (years)	2.0		
		<b>Paying taxes</b> (rank)	69	Cost (% of estate)	9		
		DTF score for paying taxes (0–100)	76.71	Recovery rate (cents on the dollar)	42.9		
		Payments (number per year)	32	Strength of insolvency framework index (0–16)	6		
		Time (hours per year)	110				
		Total tax rate (% of profit)	34.7				

Note: For resolving insolvency, an economy for which "no practice" is recorded for time and cost receives a score of 0 on the strength of insolvency framework index even if its legal framework includes provisions related to insolvency proceedings (liquidation or reorganization). Most indicator sets refer to a case scenario in the largest business city of an economy, except for 11 economies for which the data are a population-weighted average for the 2 largest business cities. See the data notes for more details.

✓ Reform making it easier to do business ✗ Change making it more difficult to do business

ST. VINCENT AND THE GRENADINES		Latin America & Caribbean	GNI per capita (US\$)	6,580	
Ease of doing business rank (1–189)		Overall distance to frontier (DTF) score (0–100)	Population (m)	0.1	
<b>Starting a business</b> (rank)	80	<b>Registering property</b> (rank)	155	<b>Trading across borders</b> (rank)	45
DTF score for starting a business (0–100)	86.70	DTF score for registering property (0–100)	51.11	DTF score for trading across borders (0–100)	81.05
Procedures (number)	7	Procedures (number)	7	Documents to export (number)	5
Time (days)	10	Time (days)	38	Time to export (days)	12
Cost (% of income per capita)	16.7	Cost (% of property value)	11.8	Cost to export (US\$ per container)	585
Minimum capital (% of income per capita)	0.0			Documents to import (number)	6
		<b>Getting credit</b> (rank)	151	Time to import (days)	13
<b>Dealing with construction permits</b> (rank)	35	DTF score for getting credit (0–100)	25.00	Cost to import (US\$ per container)	1,425
DTF score for dealing with construction permits (0–100)	81.43	Strength of legal rights index (0–12)	5		
Procedures (number)	14	Depth of credit information index (0–8)	0	<b>Enforcing contracts</b> (rank)	101
Time (days)	92	Credit bureau coverage (% of adults)	0.0	DTF score for enforcing contracts (0–100)	57.23
Cost (% of warehouse value)	0.1	Credit registry coverage (% of adults)	0.0	Procedures (number)	44
				Time (days)	394
<b>Getting electricity</b> (rank)	8	<b>Protecting minority investors</b> (rank)	71	Cost (% of claim)	30.3
DTF score for getting electricity (0–100)	94.67	DTF score for protecting minority investors (0–100)	56.67		
Procedures (number)	3	Extent of conflict of interest regulation index (0–10)	6.7	<b>Resolving insolvency</b> (rank)	189
Time (days)	52	Extent of shareholder governance index (0–10)	4.7	DTF score for resolving insolvency (0–100)	0.00
Cost (% of income per capita)	97.3	Strength of minority investor protection index (0–10)	5.7	Time (years)	NO PRACTICE
				Cost (% of estate)	NO PRACTICE
		<b>Paying taxes</b> (rank)	93	Recovery rate (cents on the dollar)	0.0
		DTF score for paying taxes (0–100)	72.76	Strength of insolvency framework index (0–16)	0
		Payments (number per year)	36		
		Time (hours per year)	108		
		Total tax rate (% of profit)	38.6		
SUDAN		Sub-Saharan Africa	GNI per capita (US\$)	1,130	
Ease of doing business rank (1–189)		Overall distance to frontier (DTF) score (0–100)	Population (m)	38.0	
<b>Starting a business</b> (rank)	139	<b>Registering property</b> (rank)	46	<b>Trading across borders</b> (rank)	162
DTF score for starting a business (0–100)	74.71	DTF score for registering property (0–100)	78.72	DTF score for trading across borders (0–100)	46.98
Procedures (number)	10	Procedures (number)	6	Documents to export (number)	7
Time (days)	36	Time (days)	9	Time to export (days)	32
Cost (% of income per capita)	25.1	Cost (% of property value)	2.8	Cost to export (US\$ per container)	2,630
Minimum capital (% of income per capita)	0.0			Documents to import (number)	7
		<b>Getting credit</b> (rank)	165	Time to import (days)	46
<b>Dealing with construction permits</b> (rank)	160	DTF score for getting credit (0–100)	15.00	Cost to import (US\$ per container)	3,400
DTF score for dealing with construction permits (0–100)	55.81	Strength of legal rights index (0–12)	3		
Procedures (number)	15	Depth of credit information index (0–8)	0	<b>Enforcing contracts</b> (rank)	163
Time (days)	270	Credit bureau coverage (% of adults)	1.3	DTF score for enforcing contracts (0–100)	40.43
Cost (% of warehouse value)	4.5	Credit registry coverage (% of adults)	0.0	Procedures (number)	53
				Time (days)	810
<b>Getting electricity</b> (rank)	136	<b>Protecting minority investors</b> (rank)	174	Cost (% of claim)	19.8
DTF score for getting electricity (0–100)	63.30	DTF score for protecting minority investors (0–100)	31.67		
Procedures (number)	5	Extent of conflict of interest regulation index (0–10)	3.7	<b>Resolving insolvency</b> (rank)	156
Time (days)	70	Extent of shareholder governance index (0–10)	2.7	DTF score for resolving insolvency (0–100)	26.54
Cost (% of income per capita)	4,386.3	Strength of minority investor protection index (0–10)	3.2	Time (years)	2.0
				Cost (% of estate)	20
		<b>Paying taxes</b> (rank)	139	Recovery rate (cents on the dollar)	31.9
		DTF score for paying taxes (0–100)	62.34	Strength of insolvency framework index (0–16)	3
		Payments (number per year)	42		
		Time (hours per year)	180		
		Total tax rate (% of profit)	45.4		
SURINAME		Latin America & Caribbean	GNI per capita (US\$)	9,260	
Ease of doing business rank (1–189)		Overall distance to frontier (DTF) score (0–100)	Population (m)	0.5	
<b>Starting a business</b> (rank)	181	<b>Registering property</b> (rank)	178	<b>Trading across borders</b> (rank)	106
DTF score for starting a business (0–100)	48.05	DTF score for registering property (0–100)	38.92	DTF score for trading across borders (0–100)	69.42
Procedures (number)	13	Procedures (number)	6	Documents to export (number)	8
Time (days)	84	Time (days)	106	Time to export (days)	22
Cost (% of income per capita)	106.4	Cost (% of property value)	13.7	Cost to export (US\$ per container)	1,050
Minimum capital (% of income per capita)	0.3			Documents to import (number)	6
		<b>Getting credit</b> (rank)	171	Time to import (days)	19
<b>Dealing with construction permits</b> (rank)	79	DTF score for getting credit (0–100)	10.00	Cost to import (US\$ per container)	1,190
DTF score for dealing with construction permits (0–100)	74.13	Strength of legal rights index (0–12)	2		
Procedures (number)	10	Depth of credit information index (0–8)	0	<b>Enforcing contracts</b> (rank)	184
Time (days)	223	Credit bureau coverage (% of adults)	0.0	DTF score for enforcing contracts (0–100)	28.84
Cost (% of warehouse value)	0.2	Credit registry coverage (% of adults)	0.0	Procedures (number)	44
				Time (days)	1,715
<b>Getting electricity</b> (rank)	69	<b>Protecting minority investors</b> (rank)	171	Cost (% of claim)	37.1
DTF score for getting electricity (0–100)	78.68	DTF score for protecting minority investors (0–100)	34.17		
Procedures (number)	4	Extent of conflict of interest regulation index (0–10)	2.3	<b>Resolving insolvency</b> (rank)	130
Time (days)	113	Extent of shareholder governance index (0–10)	4.5	DTF score for resolving insolvency (0–100)	34.27
Cost (% of income per capita)	486.1	Strength of minority investor protection index (0–10)	3.4	Time (years)	5.0
				Cost (% of estate)	30
		<b>Paying taxes</b> (rank)	71	Recovery rate (cents on the dollar)	8.5
		DTF score for paying taxes (0–100)	76.45	Strength of insolvency framework index (0–16)	9.5
		Payments (number per year)	30		
		Time (hours per year)	199		
		Total tax rate (% of profit)	27.9		

Note: For resolving insolvency, an economy for which "no practice" is recorded for time and cost receives a score of 0 on the strength of insolvency framework index even if its legal framework includes provisions related to insolvency proceedings (liquidation or reorganization). Most indicator sets refer to a case scenario in the largest business city of an economy, except for 11 economies for which the data are a population-weighted average for the 2 largest business cities. See the data notes for more details.

✓ Reform making it easier to do business ✗ Change making it more difficult to do business

SWAZILAND		Sub-Saharan Africa		GNI per capita (US\$)	
Ease of doing business rank (1-189)		Overall distance to frontier (DTF) score (0-100)		Population (m)	
	<b>110</b>		<b>59.77</b>		<b>3,080</b>
✓ <b>Starting a business</b> (rank)	145	<b>Registering property</b> (rank)	129	<b>Trading across borders</b> (rank)	127
DTF score for starting a business (0-100)	73.47	DTF score for registering property (0-100)	58.78	DTF score for trading across borders (0-100)	65.43
Procedures (number)	12	Procedures (number)	9	Documents to export (number)	7
Time (days)	30	Time (days)	21	Time to export (days)	17
Cost (% of income per capita)	23.3	Cost (% of property value)	7.1	Cost to export (US\$ per container)	1,980
Minimum capital (% of income per capita)	0.4			Documents to import (number)	6
		<b>Getting credit</b> (rank)	61	Time to import (days)	23
<b>Dealing with construction permits</b> (rank)	55	DTF score for getting credit (0-100)	55.00	Cost to import (US\$ per container)	2,245
DTF score for dealing with construction permits (0-100)	77.78	Strength of legal rights index (0-12)	4		
Procedures (number)	13	Depth of credit information index (0-8)	7	<b>Enforcing contracts</b> (rank)	173
Time (days)	96	Credit bureau coverage (% of adults)	42.1	DTF score for enforcing contracts (0-100)	36.37
Cost (% of warehouse value)	2.9	Credit registry coverage (% of adults)	0.0	Procedures (number)	40
				Time (days)	956
<b>Getting electricity</b> (rank)	140	<b>Protecting minority investors</b> (rank)	110	Cost (% of claim)	56.1
DTF score for getting electricity (0-100)	61.81	DTF score for protecting minority investors (0-100)	47.50		
Procedures (number)	6	Extent of conflict of interest regulation index (0-10)	4.3	<b>Resolving insolvency</b> (rank)	80
Time (days)	137	Extent of shareholder governance index (0-10)	5.2	DTF score for resolving insolvency (0-100)	45.80
Cost (% of income per capita)	1,039.1	Strength of minority investor protection index (0-10)	4.8	Time (years)	2.0
		✓ <b>Paying taxes</b> (rank)	74	Cost (% of estate)	15
		DTF score for paying taxes (0-100)	75.76	Recovery rate (cents on the dollar)	38.7
		Payments (number per year)	33	Strength of insolvency framework index (0-16)	8
		Time (hours per year)	110		
		Total tax rate (% of profit)	35.6		
SWEDEN		OECD high income		GNI per capita (US\$)	
Ease of doing business rank (1-189)		Overall distance to frontier (DTF) score (0-100)		Population (m)	
	<b>11</b>		<b>80.60</b>		<b>9.6</b>
<b>Starting a business</b> (rank)	32	✓ <b>Registering property</b> (rank)	18	<b>Trading across borders</b> (rank)	4
DTF score for starting a business (0-100)	92.30	DTF score for registering property (0-100)	88.47	DTF score for trading across borders (0-100)	93.06
Procedures (number)	3	Procedures (number)	1	Documents to export (number)	3
Time (days)	16	Time (days)	14	Time to export (days)	9
Cost (% of income per capita)	0.5	Cost (% of property value)	4.3	Cost to export (US\$ per container)	725
Minimum capital (% of income per capita)	12.8			Documents to import (number)	3
		<b>Getting credit</b> (rank)	61	Time to import (days)	6
<b>Dealing with construction permits</b> (rank)	18	DTF score for getting credit (0-100)	55.00	Cost to import (US\$ per container)	735
DTF score for dealing with construction permits (0-100)	84.73	Strength of legal rights index (0-12)	6		
Procedures (number)	7	Depth of credit information index (0-8)	5	<b>Enforcing contracts</b> (rank)	21
Time (days)	116	Credit bureau coverage (% of adults)	100.0	DTF score for enforcing contracts (0-100)	72.43
Cost (% of warehouse value)	2.4	Credit registry coverage (% of adults)	0.0	Procedures (number)	31
				Time (days)	321
<b>Getting electricity</b> (rank)	7	<b>Protecting minority investors</b> (rank)	32	Cost (% of claim)	31.2
DTF score for getting electricity (0-100)	94.92	DTF score for protecting minority investors (0-100)	63.33		
Procedures (number)	3	Extent of conflict of interest regulation index (0-10)	6.3	<b>Resolving insolvency</b> (rank)	17
Time (days)	52	Extent of shareholder governance index (0-10)	6.3	DTF score for resolving insolvency (0-100)	78.43
Cost (% of income per capita)	36.0	Strength of minority investor protection index (0-10)	6.3	Time (years)	2.0
				Cost (% of estate)	9
		<b>Paying taxes</b> (rank)	35	Recovery rate (cents on the dollar)	76.1
		DTF score for paying taxes (0-100)	83.30	Strength of insolvency framework index (0-16)	12
		Payments (number per year)	6		
		Time (hours per year)	122		
		Total tax rate (% of profit)	49.4		
SWITZERLAND		OECD high income		GNI per capita (US\$)	
Ease of doing business rank (1-189)		Overall distance to frontier (DTF) score (0-100)		Population (m)	
	<b>20</b>		<b>77.78</b>		<b>86,600</b>
✓ <b>Starting a business</b> (rank)	69	<b>Registering property</b> (rank)	16	<b>Trading across borders</b> (rank)	22
DTF score for starting a business (0-100)	88.42	DTF score for registering property (0-100)	88.71	DTF score for trading across borders (0-100)	86.10
Procedures (number)	6	Procedures (number)	4	Documents to export (number)	3
Time (days)	10	Time (days)	6	Time to export (days)	8
Cost (% of income per capita)	2.0	Cost (% of property value)	0.3	Cost to export (US\$ per container)	1,660
Minimum capital (% of income per capita)	25.4			Documents to import (number)	4
		<b>Getting credit</b> (rank)	52	Time to import (days)	8
<b>Dealing with construction permits</b> (rank)	45	DTF score for getting credit (0-100)	60.00	Cost to import (US\$ per container)	1,440
DTF score for dealing with construction permits (0-100)	78.50	Strength of legal rights index (0-12)	6		
Procedures (number)	11	Depth of credit information index (0-8)	6	<b>Enforcing contracts</b> (rank)	22
Time (days)	154	Credit bureau coverage (% of adults)	26.3	DTF score for enforcing contracts (0-100)	72.20
Cost (% of warehouse value)	0.7	Credit registry coverage (% of adults)	0.0	Procedures (number)	32
				Time (days)	390
<b>Getting electricity</b> (rank)	5	✓ <b>Protecting minority investors</b> (rank)	78	Cost (% of claim)	24.0
DTF score for getting electricity (0-100)	96.71	DTF score for protecting minority investors (0-100)	55.00		
Procedures (number)	3	Extent of conflict of interest regulation index (0-10)	3.3	✓ <b>Resolving insolvency</b> (rank)	41
Time (days)	39	Extent of shareholder governance index (0-10)	7.7	DTF score for resolving insolvency (0-100)	63.10
Cost (% of income per capita)	59.2	Strength of minority investor protection index (0-10)	5.5	Time (years)	3.0
				Cost (% of estate)	4
		<b>Paying taxes</b> (rank)	18	Recovery rate (cents on the dollar)	47.6
		DTF score for paying taxes (0-100)	89.05	Strength of insolvency framework index (0-16)	12
		Payments (number per year)	19		
		Time (hours per year)	63		
		Total tax rate (% of profit)	29.0		

Note: For resolving insolvency, an economy for which "no practice" is recorded for time and cost receives a score of 0 on the strength of insolvency framework index even if its legal framework includes provisions related to insolvency proceedings (liquidation or reorganization). Most indicator sets refer to a case scenario in the largest business city of an economy, except for 11 economies for which the data are a population-weighted average for the 2 largest business cities. See the data notes for more details.



✓ Reform making it easier to do business ✗ Change making it more difficult to do business

SYRIAN ARAB REPUBLIC		Middle East & North Africa		GNI per capita (US\$)	2,803
Ease of doing business rank (1–189)	175	Overall distance to frontier (DTF) score (0–100)	46.51	Population (m)	22.8
<b>Starting a business</b> (rank)	152	<b>Registering property</b> (rank)	140	<b>Trading across borders</b> (rank)	146
DTF score for starting a business (0–100)	69.23	DTF score for registering property (0–100)	55.46	DTF score for trading across borders (0–100)	58.57
Procedures (number)	7	Procedures (number)	4	Documents to export (number)	8
Time (days)	13	Time (days)	19	Time to export (days)	18
Cost (% of income per capita)	14.4	Cost (% of property value)	27.8	Cost to export (US\$ per container)	1,995
Minimum capital (% of income per capita)	272.1			Documents to import (number)	9
		<b>Getting credit</b> (rank)	165	Time to import (days)	24
<b>Dealing with construction permits</b> (rank)	189	DTF score for getting credit (0–100)	15.00	Cost to import (US\$ per container)	2,410
DTF score for dealing with construction permits (0–100)	0.00	Strength of legal rights index (0–12)	1		
Procedures (number)	NO PRACTICE	Depth of credit information index (0–8)	2	<b>Enforcing contracts</b> (rank)	175
Time (days)	NO PRACTICE	Credit bureau coverage (% of adults)	0.0	DTF score for enforcing contracts (0–100)	35.17
Cost (% of warehouse value)	NO PRACTICE	Credit registry coverage (% of adults)	7.7	Procedures (number)	55
				Time (days)	872
<b>Getting electricity</b> (rank)	76	<b>Protecting minority investors</b> (rank)	78	Cost (% of claim)	29.3
DTF score for getting electricity (0–100)	77.91	DTF score for protecting minority investors (0–100)	55.00		
Procedures (number)	5	Extent of conflict of interest regulation index (0–10)	5.0	<b>Resolving insolvency</b> (rank)	146
Time (days)	71	Extent of shareholder governance index (0–10)	6.0	DTF score for resolving insolvency (0–100)	30.15
Cost (% of income per capita)	801.5	Strength of minority investor protection index (0–10)	5.5	Time (years)	4.1
				Cost (% of estate)	9
		<b>Paying taxes</b> (rank)	117	Recovery rate (cents on the dollar)	27.0
		DTF score for paying taxes (0–100)	68.54	Strength of insolvency framework index (0–16)	5
		Payments (number per year)	19		
		Time (hours per year)	336		
		Total tax rate (% of profit)	42.5		

TAIWAN, CHINA		East Asia & Pacific		GNI per capita (US\$)	21,620
Ease of doing business rank (1–189)	19	Overall distance to frontier (DTF) score (0–100)	78.73	Population (m)	22.8
<b>Starting a business</b> (rank)	15	<b>Registering property</b> (rank)	40	<b>Trading across borders</b> (rank)	32
DTF score for starting a business (0–100)	94.39	DTF score for registering property (0–100)	80.19	DTF score for trading across borders (0–100)	84.38
Procedures (number)	3	Procedures (number)	3	Documents to export (number)	5
Time (days)	10	Time (days)	4	Time to export (days)	10
Cost (% of income per capita)	2.2	Cost (% of property value)	6.2	Cost to export (US\$ per container)	655
Minimum capital (% of income per capita)	0.0			Documents to import (number)	6
		✓ <b>Getting credit</b> (rank)	52	Time to import (days)	10
<b>Dealing with construction permits</b> (rank)	11	DTF score for getting credit (0–100)	60.00	Cost to import (US\$ per container)	720
DTF score for dealing with construction permits (0–100)	86.20	Strength of legal rights index (0–12)	4		
Procedures (number)	10	Depth of credit information index (0–8)	8	<b>Enforcing contracts</b> (rank)	93
Time (days)	93	Credit bureau coverage (% of adults)	87.9	DTF score for enforcing contracts (0–100)	57.75
Cost (% of warehouse value)	0.4	Credit registry coverage (% of adults)	0.0	Procedures (number)	45
				Time (days)	510
✓ <b>Getting electricity</b> (rank)	2	<b>Protecting minority investors</b> (rank)	30	Cost (% of claim)	17.7
DTF score for getting electricity (0–100)	98.94	DTF score for protecting minority investors (0–100)	64.17		
Procedures (number)	3	Extent of conflict of interest regulation index (0–10)	6.7	<b>Resolving insolvency</b> (rank)	18
Time (days)	24	Extent of shareholder governance index (0–10)	6.2	DTF score for resolving insolvency (0–100)	78.41
Cost (% of income per capita)	45.7	Strength of minority investor protection index (0–10)	6.4	Time (years)	1.9
				Cost (% of estate)	4
		✓ <b>Paying taxes</b> (rank)	37	Recovery rate (cents on the dollar)	81.8
		DTF score for paying taxes (0–100)	82.90	Strength of insolvency framework index (0–16)	11
		Payments (number per year)	11		
		Time (hours per year)	221		
		Total tax rate (% of profit)	34.2		

TAJKISTAN		Europe & Central Asia		GNI per capita (US\$)	990
Ease of doing business rank (1–189)	166	Overall distance to frontier (DTF) score (0–100)	48.57	Population (m)	8.2
✓ <b>Starting a business</b> (rank)	106	<b>Registering property</b> (rank)	70	<b>Trading across borders</b> (rank)	188
DTF score for starting a business (0–100)	83.00	DTF score for registering property (0–100)	72.06	DTF score for trading across borders (0–100)	3.85
Procedures (number)	4	Procedures (number)	6	Documents to export (number)	11
Time (days)	39	Time (days)	37	Time to export (days)	71
Cost (% of income per capita)	23.3	Cost (% of property value)	3.7	Cost to export (US\$ per container)	9,050
Minimum capital (% of income per capita)	0.0			Documents to import (number)	12
		✓ <b>Getting credit</b> (rank)	116	Time to import (days)	70
✓ <b>Dealing with construction permits</b> (rank)	168	DTF score for getting credit (0–100)	35.00	Cost to import (US\$ per container)	10,650
DTF score for dealing with construction permits (0–100)	52.13	Strength of legal rights index (0–12)	1		
Procedures (number)	24	Depth of credit information index (0–8)	6	<b>Enforcing contracts</b> (rank)	40
Time (days)	228	Credit bureau coverage (% of adults)	7.0	DTF score for enforcing contracts (0–100)	67.42
Cost (% of warehouse value)	1.9	Credit registry coverage (% of adults)	0.0	Procedures (number)	35
				Time (days)	430
<b>Getting electricity</b> (rank)	178	<b>Protecting minority investors</b> (rank)	56	Cost (% of claim)	25.5
DTF score for getting electricity (0–100)	38.59	DTF score for protecting minority investors (0–100)	58.33		
Procedures (number)	9	Extent of conflict of interest regulation index (0–10)	6.7	<b>Resolving insolvency</b> (rank)	149
Time (days)	185	Extent of shareholder governance index (0–10)	5.0	DTF score for resolving insolvency (0–100)	29.26
Cost (% of income per capita)	942.1	Strength of minority investor protection index (0–10)	5.8	Time (years)	1.7
				Cost (% of estate)	9
		✓ <b>Paying taxes</b> (rank)	169	Recovery rate (cents on the dollar)	36.9
		DTF score for paying taxes (0–100)	46.06	Strength of insolvency framework index (0–16)	3
		Payments (number per year)	31		
		Time (hours per year)	209		
		Total tax rate (% of profit)	80.9		

Note: For resolving insolvency, an economy for which “no practice” is recorded for time and cost receives a score of 0 on the strength of insolvency framework index even if its legal framework includes provisions related to insolvency proceedings (liquidation or reorganization). Most indicator sets refer to a case scenario in the largest business city of an economy, except for 11 economies for which the data are a population-weighted average for the 2 largest business cities. See the data notes for more details.

✓ Reform making it easier to do business ✗ Change making it more difficult to do business

<b>TANZANIA</b>		<b>Sub-Saharan Africa</b>		<b>GNI per capita (US\$)</b>		<b>630</b>	
<b>Ease of doing business rank (1–189)</b>		<b>Overall distance to frontier (DTF) score (0–100)</b>		<b>Population (m)</b>		<b>49.3</b>	
<b>Starting a business</b> (rank)	124	<b>Registering property</b> (rank)	123	✓ <b>Trading across borders</b> (rank)	137		
DTF score for starting a business (0–100)	78.85	DTF score for registering property (0–100)	60.10	DTF score for trading across borders (0–100)	62.96		
Procedures (number)	9	Procedures (number)	8	Documents to export (number)	7		
Time (days)	26	Time (days)	67	Time to export (days)	18		
Cost (% of income per capita)	23.8	Cost (% of property value)	4.5	Cost to export (US\$ per container)	1,090		
Minimum capital (% of income per capita)	0.0			Documents to import (number)	11		
				Time to import (days)	26		
				Cost to import (US\$ per container)	1,615		
<b>Dealing with construction permits</b> (rank)	169	✓ <b>Getting credit</b> (rank)	151	<b>Enforcing contracts</b> (rank)	45		
DTF score for dealing with construction permits (0–100)	52.03	DTF score for getting credit (0–100)	25.00	DTF score for enforcing contracts (0–100)	66.17		
Procedures (number)	18	Strength of legal rights index (0–12)	5	Procedures (number)	38		
Time (days)	205	Depth of credit information index (0–8)	0	Time (days)	515		
Cost (% of warehouse value)	8.1	Credit bureau coverage (% of adults)	0.6	Cost (% of claim)	14.3		
		Credit registry coverage (% of adults)	0.0				
<b>Getting electricity</b> (rank)	87	<b>Protecting minority investors</b> (rank)	141	<b>Resolving insolvency</b> (rank)	105		
DTF score for getting electricity (0–100)	75.28	DTF score for protecting minority investors (0–100)	43.33	DTF score for resolving insolvency (0–100)	41.12		
Procedures (number)	4	Extent of conflict of interest regulation index (0–10)	5.3	Time (years)	3.0		
Time (days)	109	Extent of shareholder governance index (0–10)	3.3	Cost (% of estate)	22		
Cost (% of income per capita)	1,453.0	Strength of minority investor protection index (0–10)	4.3	Recovery rate (cents on the dollar)	21.2		
				Strength of insolvency framework index (0–16)	9.5		
		✗ <b>Paying taxes</b> (rank)	148				
		DTF score for paying taxes (0–100)	58.95				
		Payments (number per year)	49				
		Time (hours per year)	181				
		Total tax rate (% of profit)	44.3				
<b>THAILAND</b>		<b>East Asia &amp; Pacific</b>		<b>GNI per capita (US\$)</b>		<b>5,370</b>	
<b>Ease of doing business rank (1–189)</b>		<b>Overall distance to frontier (DTF) score (0–100)</b>		<b>Population (m)</b>		<b>67.0</b>	
<b>Starting a business</b> (rank)	75	<b>Registering property</b> (rank)	28	<b>Trading across borders</b> (rank)	36		
DTF score for starting a business (0–100)	87.98	DTF score for registering property (0–100)	83.04	DTF score for trading across borders (0–100)	83.57		
Procedures (number)	4	Procedures (number)	2	Documents to export (number)	5		
Time (days)	27.5	Time (days)	2	Time to export (days)	14		
Cost (% of income per capita)	6.6	Cost (% of property value)	6.3	Cost to export (US\$ per container)	595		
Minimum capital (% of income per capita)	0.0			Documents to import (number)	5		
		<b>Getting credit</b> (rank)	89	Time to import (days)	13		
		DTF score for getting credit (0–100)	45.00	Cost to import (US\$ per container)	760		
✓ <b>Dealing with construction permits</b> (rank)	6	Strength of legal rights index (0–12)	3	<b>Enforcing contracts</b> (rank)	25		
DTF score for dealing with construction permits (0–100)	88.77	Depth of credit information index (0–8)	6	DTF score for enforcing contracts (0–100)	70.05		
Procedures (number)	7	Credit bureau coverage (% of adults)	52.7	Procedures (number)	36		
Time (days)	113	Credit registry coverage (% of adults)	0.0	Time (days)	440		
Cost (% of warehouse value)	0.1			Cost (% of claim)	15.0		
<b>Getting electricity</b> (rank)	12	<b>Protecting minority investors</b> (rank)	25	<b>Resolving insolvency</b> (rank)	45		
DTF score for getting electricity (0–100)	91.71	DTF score for protecting minority investors (0–100)	65.83	DTF score for resolving insolvency (0–100)	58.73		
Procedures (number)	4	Extent of conflict of interest regulation index (0–10)	7.7	Time (years)	2.7		
Time (days)	35	Extent of shareholder governance index (0–10)	5.5	Cost (% of estate)	36		
Cost (% of income per capita)	66.1	Strength of minority investor protection index (0–10)	6.6	Recovery rate (cents on the dollar)	42.3		
				Strength of insolvency framework index (0–16)	11.5		
		<b>Paying taxes</b> (rank)	62				
		DTF score for paying taxes (0–100)	77.99				
		Payments (number per year)	22				
		Time (hours per year)	264				
		Total tax rate (% of profit)	26.9				
<b>TIMOR-LESTE</b>		<b>East Asia &amp; Pacific</b>		<b>GNI per capita (US\$)</b>		<b>3,580</b>	
<b>Ease of doing business rank (1–189)</b>		<b>Overall distance to frontier (DTF) score (0–100)</b>		<b>Population (m)</b>		<b>1.2</b>	
✓ <b>Starting a business</b> (rank)	96	<b>Registering property</b> (rank)	189	<b>Trading across borders</b> (rank)	94		
DTF score for starting a business (0–100)	83.73	DTF score for registering property (0–100)	0.00	DTF score for trading across borders (0–100)	72.49		
Procedures (number)	5	Procedures (number)	NO PRACTICE	Documents to export (number)	6		
Time (days)	10	Time (days)	NO PRACTICE	Time to export (days)	28		
Cost (% of income per capita)	0.3	Cost (% of property value)	NO PRACTICE	Cost to export (US\$ per container)	410		
Minimum capital (% of income per capita)	127.5			Documents to import (number)	7		
		<b>Getting credit</b> (rank)	160	Time to import (days)	26		
		DTF score for getting credit (0–100)	20.00	Cost to import (US\$ per container)	415		
		Strength of legal rights index (0–12)	0	<b>Enforcing contracts</b> (rank)	189		
		Depth of credit information index (0–8)	4	DTF score for enforcing contracts (0–100)	3.59		
		Credit bureau coverage (% of adults)	0.0	Procedures (number)	51		
		Credit registry coverage (% of adults)	5.7	Time (days)	1,285		
				Cost (% of claim)	163.2		
<b>Dealing with construction permits</b> (rank)	115	<b>Protecting minority investors</b> (rank)	100	<b>Resolving insolvency</b> (rank)	189		
DTF score for dealing with construction permits (0–100)	67.52	DTF score for protecting minority investors (0–100)	50.83	DTF score for resolving insolvency (0–100)	0.00		
Procedures (number)	16	Extent of conflict of interest regulation index (0–10)	4.7	Time (years)	NO PRACTICE		
Time (days)	207	Extent of shareholder governance index (0–10)	5.5	Cost (% of estate)	NO PRACTICE		
Cost (% of warehouse value)	0.3	Strength of minority investor protection index (0–10)	5.1	Recovery rate (cents on the dollar)	0.0		
				Strength of insolvency framework index (0–16)	0		
<b>Getting electricity</b> (rank)	15	<b>Paying taxes</b> (rank)	55				
DTF score for getting electricity (0–100)	90.79	DTF score for paying taxes (0–100)	79.97				
Procedures (number)	3	Payments (number per year)	18				
Time (days)	63	Time (hours per year)	276				
Cost (% of income per capita)	654.1	Total tax rate (% of profit)	11.0				

Note: For resolving insolvency, an economy for which "no practice" is recorded for time and cost receives a score of 0 on the strength of insolvency framework index even if its legal framework includes provisions related to insolvency proceedings (liquidation or reorganization). Most indicator sets refer to a case scenario in the largest business city of an economy, except for 11 economies for which the data are a population-weighted average for the 2 largest business cities. See the data notes for more details.

✓ Reform making it easier to do business ✗ Change making it more difficult to do business

TOGO		Sub-Saharan Africa		GNI per capita (US\$)				
Ease of doing business rank (1–189)		149	Overall distance to frontier (DTF) score (0–100)		51.29	Population (m)	530	6.8
✓ Starting a business (rank)	134	✓ Registering property (rank)	182	Trading across borders (rank)		112		
DTF score for starting a business (0–100)	76.06	DTF score for registering property (0–100)	34.88	DTF score for trading across borders (0–100)		68.58		
Procedures (number)	6	Procedures (number)	5	Documents to export (number)		6		
Time (days)	10	Time (days)	295	Time to export (days)		24		
Cost (% of income per capita)	94.9	Cost (% of property value)	9.3	Cost to export (US\$ per container)		1,015		
Minimum capital (% of income per capita)	37.5			Documents to import (number)		7		
<b>Dealing with construction permits (rank)</b>		170	<b>Getting credit (rank)</b>	131	Time to import (days)		29	
DTF score for dealing with construction permits (0–100)	50.57	DTF score for getting credit (0–100)	30.00	Cost to import (US\$ per container)		1,190		
Procedures (number)	12	Strength of legal rights index (0–12)	6	<b>Enforcing contracts (rank)</b>		134		
Time (days)	165	Depth of credit information index (0–8)	0	DTF score for enforcing contracts (0–100)		49.65		
Cost (% of warehouse value)	16.0	Credit bureau coverage (% of adults)	0.0	Procedures (number)		40		
		Credit registry coverage (% of adults)	3.0	Time (days)		588		
<b>Getting electricity (rank)</b>		134	✓ <b>Protecting minority investors (rank)</b>	122	Cost (% of claim)		47.5	
DTF score for getting electricity (0–100)	63.42	DTF score for protecting minority investors (0–100)	45.83	<b>Resolving insolvency (rank)</b>		93		
Procedures (number)	4	Extent of conflict of interest regulation index (0–10)	4.7	DTF score for resolving insolvency (0–100)		43.12		
Time (days)	74	Extent of shareholder governance index (0–10)	4.5	Time (years)		3.0		
Cost (% of income per capita)	5,567.5	Strength of minority investor protection index (0–10)	4.6	Cost (% of estate)		15		
		✓ <b>Paying taxes (rank)</b>	163	Recovery rate (cents on the dollar)		27.9		
		DTF score for paying taxes (0–100)	50.81	Strength of insolvency framework index (0–16)		9		
		Payments (number per year)	50					
		Time (hours per year)	270					
		Total tax rate (% of profit)	50.3					
<b>TONGA</b>		East Asia & Pacific		GNI per capita (US\$)		4,490		
Ease of doing business rank (1–189)		69	Overall distance to frontier (DTF) score (0–100)		65.72	Population (m)		0.1
<b>Starting a business (rank)</b>	51	<b>Registering property (rank)</b>	174	<b>Trading across borders (rank)</b>		78		
DTF score for starting a business (0–100)	90.74	DTF score for registering property (0–100)	40.63	DTF score for trading across borders (0–100)		75.49		
Procedures (number)	4	Procedures (number)	4	Documents to export (number)		6		
Time (days)	16	Time (days)	112	Time to export (days)		22		
Cost (% of income per capita)	7.6	Cost (% of property value)	15.1	Cost to export (US\$ per container)		515		
Minimum capital (% of income per capita)	0.0			Documents to import (number)		6		
<b>Dealing with construction permits (rank)</b>		14	<b>Getting credit (rank)</b>	36	Time to import (days)		25	
DTF score for dealing with construction permits (0–100)	85.40	DTF score for getting credit (0–100)	65.00	Cost to import (US\$ per container)		500		
Procedures (number)	11	Strength of legal rights index (0–12)	10	<b>Enforcing contracts (rank)</b>		48		
Time (days)	62	Depth of credit information index (0–8)	3	DTF score for enforcing contracts (0–100)		65.65		
Cost (% of warehouse value)	1.9	Credit bureau coverage (% of adults)	12.3	Procedures (number)		37		
		Credit registry coverage (% of adults)	0.0	Time (days)		350		
<b>Getting electricity (rank)</b>		35	<b>Protecting minority investors (rank)</b>	161	Cost (% of claim)		30.5	
DTF score for getting electricity (0–100)	85.03	DTF score for protecting minority investors (0–100)	40.00	<b>Resolving insolvency (rank)</b>		133		
Procedures (number)	5	Extent of conflict of interest regulation index (0–10)	5.0	DTF score for resolving insolvency (0–100)		33.34		
Time (days)	42	Extent of shareholder governance index (0–10)	3.0	Time (years)		2.7		
Cost (% of income per capita)	93.4	Strength of minority investor protection index (0–10)	4.0	Cost (% of estate)		22		
		<b>Paying taxes (rank)</b>	73	Recovery rate (cents on the dollar)		271		
		DTF score for paying taxes (0–100)	75.93	Strength of insolvency framework index (0–16)		6		
		Payments (number per year)	29					
		Time (hours per year)	200					
		Total tax rate (% of profit)	30.1					
<b>TRINIDAD AND TOBAGO</b>		Latin America & Caribbean		GNI per capita (US\$)		15,760		
Ease of doing business rank (1–189)		79	Overall distance to frontier (DTF) score (0–100)		64.24	Population (m)		1.3
✓ <b>Starting a business (rank)</b>	71	<b>Registering property (rank)</b>	159	<b>Trading across borders (rank)</b>		76		
DTF score for starting a business (0–100)	88.33	DTF score for registering property (0–100)	50.00	DTF score for trading across borders (0–100)		75.55		
Procedures (number)	7	Procedures (number)	9	Documents to export (number)		5		
Time (days)	11.5	Time (days)	77	Time to export (days)		11		
Cost (% of income per capita)	0.7	Cost (% of property value)	7.0	Cost to export (US\$ per container)		843		
Minimum capital (% of income per capita)	0.0			Documents to import (number)		10		
<b>Dealing with construction permits (rank)</b>		113	✓ <b>Getting credit (rank)</b>	36	Time to import (days)		14	
DTF score for dealing with construction permits (0–100)	67.66	DTF score for getting credit (0–100)	65.00	Cost to import (US\$ per container)		1,260		
Procedures (number)	13	Strength of legal rights index (0–12)	7	<b>Enforcing contracts (rank)</b>		180		
Time (days)	250	Depth of credit information index (0–8)	6	DTF score for enforcing contracts (0–100)		32.27		
Cost (% of warehouse value)	0.1	Credit bureau coverage (% of adults)	67.4	Procedures (number)		42		
		Credit registry coverage (% of adults)	0.0	Time (days)		1,340		
<b>Getting electricity (rank)</b>		21	<b>Protecting minority investors (rank)</b>	62	Cost (% of claim)		33.5	
DTF score for getting electricity (0–100)	88.18	DTF score for protecting minority investors (0–100)	57.50	<b>Resolving insolvency (rank)</b>		66		
Procedures (number)	4	Extent of conflict of interest regulation index (0–10)	7.0	DTF score for resolving insolvency (0–100)		48.97		
Time (days)	61	Extent of shareholder governance index (0–10)	4.5	Time (years)		2.5		
Cost (% of income per capita)	6.7	Strength of minority investor protection index (0–10)	5.8	Cost (% of estate)		25		
		<b>Paying taxes (rank)</b>	113	Recovery rate (cents on the dollar)		271		
		DTF score for paying taxes (0–100)	68.98	Strength of insolvency framework index (0–16)		11		
		Payments (number per year)	39					
		Time (hours per year)	210					
		Total tax rate (% of profit)	32.0					

Note: For resolving insolvency, an economy for which "no practice" is recorded for time and cost receives a score of 0 on the strength of insolvency framework index even if its legal framework includes provisions related to insolvency proceedings (liquidation or reorganization). Most indicator sets refer to a case scenario in the largest business city of an economy, except for 11 economies for which the data are a population-weighted average for the 2 largest business cities. See the data notes for more details.

✓ Reform making it easier to do business ✗ Change making it more difficult to do business

TUNISIA		Middle East & North Africa		GNI per capita (US\$)	4,360
<b>Ease of doing business rank (1–189)</b>	<b>60</b>	<b>Overall distance to frontier (DTF) score (0–100)</b>	<b>67.35</b>	<b>Population (m)</b>	<b>10.9</b>
<b>Starting a business (rank)</b>	100	<b>Registering property (rank)</b>	71	✗ <b>Trading across borders (rank)</b>	50
DTF score for starting a business (0–100)	83.60	DTF score for registering property (0–100)	72.03	DTF score for trading across borders (0–100)	80.36
Procedures (number)	10	Procedures (number)	4	Documents to export (number)	4
Time (days)	11	Time (days)	39	Time to export (days)	16
Cost (% of income per capita)	4.2	Cost (% of property value)	6.1	Cost to export (US\$ per container)	805
Minimum capital (% of income per capita)	0.0			Documents to import (number)	6
				Time to import (days)	20
<b>Dealing with construction permits (rank)</b>	85	<b>Getting credit (rank)</b>	116	Cost to import (US\$ per container)	910
DTF score for dealing with construction permits (0–100)	73.19	DTF score for getting credit (0–100)	35.00		
Procedures (number)	17	Strength of legal rights index (0–12)	2	<b>Enforcing contracts (rank)</b>	78
Time (days)	93	Depth of credit information index (0–8)	5	DTF score for enforcing contracts (0–100)	60.96
Cost (% of warehouse value)	2.6	Credit bureau coverage (% of adults)	0.0	Procedures (number)	39
		Credit registry coverage (% of adults)	30.2	Time (days)	565
				Cost (% of claim)	21.8
<b>Getting electricity (rank)</b>	38	<b>Protecting minority investors (rank)</b>	78		
DTF score for getting electricity (0–100)	84.59	DTF score for protecting minority investors (0–100)	55.00	<b>Resolving insolvency (rank)</b>	54
Procedures (number)	4	Extent of conflict of interest regulation index (0–10)	5.7	DTF score for resolving insolvency (0–100)	54.71
Time (days)	65	Extent of shareholder governance index (0–10)	5.3	Time (years)	1.3
Cost (% of income per capita)	738.7	Strength of minority investor protection index (0–10)	5.5	Cost (% of estate)	7
				Recovery rate (cents on the dollar)	52.3
		✓ <b>Paying taxes (rank)</b>	82	Strength of insolvency framework index (0–16)	8.5
		DTF score for paying taxes (0–100)	74.11		
		Payments (number per year)	8		
		Time (hours per year)	144		
		Total tax rate (% of profit)	62.4		

TURKEY		Europe & Central Asia		GNI per capita (US\$)	10,950
<b>Ease of doing business rank (1–189)</b>	<b>55</b>	<b>Overall distance to frontier (DTF) score (0–100)</b>	<b>68.66</b>	<b>Population (m)</b>	<b>74.9</b>
✗ <b>Starting a business (rank)</b>	79	<b>Registering property (rank)</b>	54	<b>Trading across borders (rank)</b>	90
DTF score for starting a business (0–100)	86.86	DTF score for registering property (0–100)	76.38	DTF score for trading across borders (0–100)	73.26
Procedures (number)	7	Procedures (number)	6	Documents to export (number)	7
Time (days)	6.5	Time (days)	6	Time to export (days)	13
Cost (% of income per capita)	16.4	Cost (% of property value)	4.0	Cost to export (US\$ per container)	990
Minimum capital (% of income per capita)	12.1			Documents to import (number)	8
		<b>Getting credit (rank)</b>	89	Time to import (days)	14
<b>Dealing with construction permits (rank)</b>	136	DTF score for getting credit (0–100)	45.00	Cost to import (US\$ per container)	1,235
DTF score for dealing with construction permits (0–100)	63.10	Strength of legal rights index (0–12)	3		
Procedures (number)	18	Depth of credit information index (0–8)	6	✓ <b>Enforcing contracts (rank)</b>	38
Time (days)	169	Credit bureau coverage (% of adults)	0.0	DTF score for enforcing contracts (0–100)	67.92
Cost (% of warehouse value)	3.5	Credit registry coverage (% of adults)	63.6	Procedures (number)	35
				Time (days)	420
<b>Getting electricity (rank)</b>	34	<b>Protecting minority investors (rank)</b>	13	Cost (% of claim)	24.9
DTF score for getting electricity (0–100)	85.12	DTF score for protecting minority investors (0–100)	69.17		
Procedures (number)	4	Extent of conflict of interest regulation index (0–10)	7.0	<b>Resolving insolvency (rank)</b>	109
Time (days)	70	Extent of shareholder governance index (0–10)	6.8	DTF score for resolving insolvency (0–100)	40.00
Cost (% of income per capita)	433.3	Strength of minority investor protection index (0–10)	6.9	Time (years)	3.3
				Cost (% of estate)	15
		✗ <b>Paying taxes (rank)</b>	56	Recovery rate (cents on the dollar)	27.9
		DTF score for paying taxes (0–100)	79.80	Strength of insolvency framework index (0–16)	8
		Payments (number per year)	11		
		Time (hours per year)	226		
		Total tax rate (% of profit)	40.1		

UGANDA		Sub-Saharan Africa		GNI per capita (US\$)	510
<b>Ease of doing business rank (1–189)</b>	<b>150</b>	<b>Overall distance to frontier (DTF) score (0–100)</b>	<b>51.11</b>	<b>Population (m)</b>	<b>37.6</b>
<b>Starting a business (rank)</b>	166	<b>Registering property (rank)</b>	125	✓ <b>Trading across borders (rank)</b>	161
DTF score for starting a business (0–100)	63.44	DTF score for registering property (0–100)	59.76	DTF score for trading across borders (0–100)	48.01
Procedures (number)	15	Procedures (number)	11	Documents to export (number)	7
Time (days)	32	Time (days)	43	Time to export (days)	28
Cost (% of income per capita)	64.4	Cost (% of property value)	2.6	Cost to export (US\$ per container)	2,800
Minimum capital (% of income per capita)	0.0			Documents to import (number)	10
		<b>Getting credit (rank)</b>	131	Time to import (days)	31
<b>Dealing with construction permits (rank)</b>	163	DTF score for getting credit (0–100)	30.00	Cost to import (US\$ per container)	3,375
DTF score for dealing with construction permits (0–100)	54.88	Strength of legal rights index (0–12)	6		
Procedures (number)	15	Depth of credit information index (0–8)	0	<b>Enforcing contracts (rank)</b>	80
Time (days)	154	Credit bureau coverage (% of adults)	4.9	DTF score for enforcing contracts (0–100)	60.48
Cost (% of warehouse value)	11.7	Credit registry coverage (% of adults)	0.0	Procedures (number)	38
				Time (days)	490
<b>Getting electricity (rank)</b>	184	<b>Protecting minority investors (rank)</b>	110	Cost (% of claim)	31.3
DTF score for getting electricity (0–100)	33.48	DTF score for protecting minority investors (0–100)	47.50		
Procedures (number)	6	Extent of conflict of interest regulation index (0–10)	5.0	✓ <b>Resolving insolvency (rank)</b>	98
Time (days)	132	Extent of shareholder governance index (0–10)	4.5	DTF score for resolving insolvency (0–100)	42.27
Cost (% of income per capita)	11,004.9	Strength of minority investor protection index (0–10)	4.8	Time (years)	2.2
				Cost (% of estate)	30
		<b>Paying taxes (rank)</b>	104	Recovery rate (cents on the dollar)	37.9
		DTF score for paying taxes (0–100)	71.32	Strength of insolvency framework index (0–16)	7
		Payments (number per year)	31		
		Time (hours per year)	209		
		Total tax rate (% of profit)	36.5		

Note: For resolving insolvency, an economy for which “no practice” is recorded for time and cost receives a score of 0 on the strength of insolvency framework index even if its legal framework includes provisions related to insolvency proceedings (liquidation or reorganization). Most indicator sets refer to a case scenario in the largest business city of an economy, except for 11 economies for which the data are a population-weighted average for the 2 largest business cities. See the data notes for more details.

✓ Reform making it easier to do business ✗ Change making it more difficult to do business

<b>UKRAINE</b>		<b>Europe &amp; Central Asia</b>		<b>GNI per capita (US\$)</b>	
<b>Ease of doing business rank (1–189)</b>	<b>96</b>	<b>Overall distance to frontier (DTF) score (0–100)</b>	<b>61.52</b>	<b>Population (m)</b>	<b>3,960</b>
<b>Starting a business</b> (rank)	76	<b>Registering property</b> (rank)	59	<b>Trading across borders</b> (rank)	154
DTF score for starting a business (0–100)	87.35	DTF score for registering property (0–100)	74.82	DTF score for trading across borders (0–100)	53.96
Procedures (number)	6	Procedures (number)	7	Documents to export (number)	8
Time (days)	21	Time (days)	27	Time to export (days)	29
Cost (% of income per capita)	1.2	Cost (% of property value)	2.0	Cost to export (US\$ per container)	1,880
Minimum capital (% of income per capita)	0.0			Documents to import (number)	9
		<b>Getting credit</b> (rank)	17	Time to import (days)	28
<b>Dealing with construction permits</b> (rank)	70	DTF score for getting credit (0–100)	75.00	Cost to import (US\$ per container)	2,455
DTF score for dealing with construction permits (0–100)	75.29	Strength of legal rights index (0–12)	8		
Procedures (number)	8	Depth of credit information index (0–8)	7	<b>Enforcing contracts</b> (rank)	43
Time (days)	64	Credit bureau coverage (% of adults)	48.0	DTF score for enforcing contracts (0–100)	66.25
Cost (% of warehouse value)	10.2	Credit registry coverage (% of adults)	0.0	Procedures (number)	30
				Time (days)	378
<b>Getting electricity</b> (rank)	185	<b>Protecting minority investors</b> (rank)	109	Cost (% of claim)	46.3
DTF score for getting electricity (0–100)	32.65	DTF score for protecting minority investors (0–100)	48.33		
Procedures (number)	10	Extent of conflict of interest regulation index (0–10)	4.0	<b>Resolving insolvency</b> (rank)	142
Time (days)	277	Extent of shareholder governance index (0–10)	5.7	DTF score for resolving insolvency (0–100)	31.17
Cost (% of income per capita)	165.5	Strength of minority investor protection index (0–10)	4.8	Time (years)	2.9
				Cost (% of estate)	42
		✓ <b>Paying taxes</b> (rank)	108	Recovery rate (cents on the dollar)	8.6
		DTF score for paying taxes (0–100)	70.33	Strength of insolvency framework index (0–16)	8.5
		Payments (number per year)	5		
		Time (hours per year)	350		
		Total tax rate (% of profit)	52.9		

<b>UNITED ARAB EMIRATES</b>		<b>Middle East &amp; North Africa</b>		<b>GNI per capita (US\$)</b>	
<b>Ease of doing business rank (1–189)</b>	<b>22</b>	<b>Overall distance to frontier (DTF) score (0–100)</b>	<b>76.81</b>	<b>Population (m)</b>	<b>38,620</b>
<b>Starting a business</b> (rank)	58	✓ <b>Registering property</b> (rank)	4	<b>Trading across borders</b> (rank)	8
DTF score for starting a business (0–100)	89.97	DTF score for registering property (0–100)	96.66	DTF score for trading across borders (0–100)	91.46
Procedures (number)	6	Procedures (number)	2	Documents to export (number)	3
Time (days)	8	Time (days)	2	Time to export (days)	7
Cost (% of income per capita)	6.3	Cost (% of property value)	0.2	Cost to export (US\$ per container)	665
Minimum capital (% of income per capita)	0.0			Documents to import (number)	5
		✓ <b>Getting credit</b> (rank)	89	Time to import (days)	7
<b>Dealing with construction permits</b> (rank)	4	DTF score for getting credit (0–100)	45.00	Cost to import (US\$ per container)	625
DTF score for dealing with construction permits (0–100)	91.22	Strength of legal rights index (0–12)	2		
Procedures (number)	10	Depth of credit information index (0–8)	7	<b>Enforcing contracts</b> (rank)	121
Time (days)	44	Credit bureau coverage (% of adults)	28.3	DTF score for enforcing contracts (0–100)	52.52
Cost (% of warehouse value)	0.2	Credit registry coverage (% of adults)	6.8	Procedures (number)	49
				Time (days)	524
<b>Getting electricity</b> (rank)	4	✓ <b>Protecting minority investors</b> (rank)	43	Cost (% of claim)	19.5
DTF score for getting electricity (0–100)	97.44	DTF score for protecting minority investors (0–100)	60.83		
Procedures (number)	3	Extent of conflict of interest regulation index (0–10)	7.3	<b>Resolving insolvency</b> (rank)	92
Time (days)	35	Extent of shareholder governance index (0–10)	4.8	DTF score for resolving insolvency (0–100)	43.51
Cost (% of income per capita)	24.2	Strength of minority investor protection index (0–10)	6.1	Time (years)	3.2
				Cost (% of estate)	20
		<b>Paying taxes</b> (rank)	1	Recovery rate (cents on the dollar)	28.6
		DTF score for paying taxes (0–100)	99.44	Strength of insolvency framework index (0–16)	9
		Payments (number per year)	4		
		Time (hours per year)	12		
		Total tax rate (% of profit)	14.8		

<b>UNITED KINGDOM</b>		<b>OECD high income</b>		<b>GNI per capita (US\$)</b>	
<b>Ease of doing business rank (1–189)</b>	<b>8</b>	<b>Overall distance to frontier (DTF) score (0–100)</b>	<b>80.96</b>	<b>Population (m)</b>	<b>64.1</b>
✓ <b>Starting a business</b> (rank)	45	<b>Registering property</b> (rank)	68	<b>Trading across borders</b> (rank)	15
DTF score for starting a business (0–100)	91.23	DTF score for registering property (0–100)	72.55	DTF score for trading across borders (0–100)	88.32
Procedures (number)	6	Procedures (number)	6	Documents to export (number)	4
Time (days)	6	Time (days)	21.5	Time to export (days)	8
Cost (% of income per capita)	0.3	Cost (% of property value)	4.6	Cost to export (US\$ per container)	1,005
Minimum capital (% of income per capita)	0.0			Documents to import (number)	4
		<b>Getting credit</b> (rank)	17	Time to import (days)	6
<b>Dealing with construction permits</b> (rank)	17	DTF score for getting credit (0–100)	75.00	Cost to import (US\$ per container)	1,050
DTF score for dealing with construction permits (0–100)	85.06	Strength of legal rights index (0–12)	7		
Procedures (number)	9	Depth of credit information index (0–8)	8	<b>Enforcing contracts</b> (rank)	36
Time (days)	105	Credit bureau coverage (% of adults)	100.0	DTF score for enforcing contracts (0–100)	68.08
Cost (% of warehouse value)	1.2	Credit registry coverage (% of adults)	0.0	Procedures (number)	29
				Time (days)	437
<b>Getting electricity</b> (rank)	70	<b>Protecting minority investors</b> (rank)	4	Cost (% of claim)	39.9
DTF score for getting electricity (0–100)	78.42	DTF score for protecting minority investors (0–100)	78.33		
Procedures (number)	4	Extent of conflict of interest regulation index (0–10)	8.3	<b>Resolving insolvency</b> (rank)	13
Time (days)	126	Extent of shareholder governance index (0–10)	7.3	DTF score for resolving insolvency (0–100)	82.04
Cost (% of income per capita)	90.1	Strength of minority investor protection index (0–10)	7.8	Time (years)	1.0
				Cost (% of estate)	6
		✓ <b>Paying taxes</b> (rank)	16	Recovery rate (cents on the dollar)	88.6
		DTF score for paying taxes (0–100)	90.52	Strength of insolvency framework index (0–16)	11
		Payments (number per year)	8		
		Time (hours per year)	110		
		Total tax rate (% of profit)	33.7		

Note: For resolving insolvency, an economy for which “no practice” is recorded for time and cost receives a score of 0 on the strength of insolvency framework index even if its legal framework includes provisions related to insolvency proceedings (liquidation or reorganization). Most indicator sets refer to a case scenario in the largest business city of an economy, except for 11 economies for which the data are a population-weighted average for the 2 largest business cities. See the data notes for more details.

✓ Reform making it easier to do business ✗ Change making it more difficult to do business

UNITED STATES		OECD high income		GNI per capita (US\$)	
Ease of doing business rank (1–189)		Overall distance to frontier (DTF) score (0–100)		Population (m)	
		81.98		53,670 316.1	
✓ Starting a business (rank)	46	Registering property (rank)	29	Trading across borders (rank)	16
DTF score for starting a business (0–100)	91.22	DTF score for registering property (0–100)	82.92	DTF score for trading across borders (0–100)	88.25
Procedures (number)	6	Procedures (number)	4.4	Documents to export (number)	3
Time (days)	5.6	Time (days)	15.2	Time to export (days)	6
Cost (% of income per capita)	1.2	Cost (% of property value)	2.4	Cost to export (US\$ per container)	1,224
Minimum capital (% of income per capita)	0.0			Documents to import (number)	5
		Getting credit (rank)	2	Time to import (days)	5.4
Dealing with construction permits (rank)	41	DTF score for getting credit (0–100)	95.00	Cost to import (US\$ per container)	1,289
DTF score for dealing with construction permits (0–100)	78.87	Strength of legal rights index (0–12)	11		
Procedures (number)	15.8	Depth of credit information index (0–8)	8	Enforcing contracts (rank)	41
Time (days)	78.6	Credit bureau coverage (% of adults)	100.0	DTF score for enforcing contracts (0–100)	67.26
Cost (% of warehouse value)	1.0	Credit registry coverage (% of adults)	0.0	Procedures (number)	33.6
				Time (days)	420
Getting electricity (rank)	61	Protecting minority investors (rank)	25	Cost (% of claim)	30.5
DTF score for getting electricity (0–100)	79.52	DTF score for protecting minority investors (0–100)	65.83		
Procedures (number)	4.8	Extent of conflict of interest regulation index (0–10)	8.3	Resolving insolvency (rank)	4
Time (days)	89.6	Extent of shareholder governance index (0–10)	4.8	DTF score for resolving insolvency (0–100)	90.12
Cost (% of income per capita)	25.5	Strength of minority investor protection index (0–10)	6.6	Time (years)	1.5
		Paying taxes (rank)	47	Cost (% of estate)	8
		DTF score for paying taxes (0–100)	80.84	Recovery rate (cents on the dollar)	80.4
		Payments (number per year)	10.6	Strength of insolvency framework index (0–16)	15
		Time (hours per year)	175		
		Total tax rate (% of profit)	43.8		
URUGUAY		Latin America & Caribbean		GNI per capita (US\$)	
Ease of doing business rank (1–189)		Overall distance to frontier (DTF) score (0–100)		Population (m)	
		63.89		15,180 3.4	
Starting a business (rank)	60	Registering property (rank)	146	✓ Trading across borders (rank)	83
DTF score for starting a business (0–100)	89.68	DTF score for registering property (0–100)	54.57	DTF score for trading across borders (0–100)	74.60
Procedures (number)	5	Procedures (number)	8	Documents to export (number)	6
Time (days)	6.5	Time (days)	66	Time to export (days)	15
Cost (% of income per capita)	23.4	Cost (% of property value)	7.0	Cost to export (US\$ per container)	1,125
Minimum capital (% of income per capita)	0.0			Documents to import (number)	7
		Getting credit (rank)	52	Time to import (days)	14
Dealing with construction permits (rank)	162	DTF score for getting credit (0–100)	60.00	Cost to import (US\$ per container)	1,440
DTF score for dealing with construction permits (0–100)	55.69	Strength of legal rights index (0–12)	4		
Procedures (number)	21	Depth of credit information index (0–8)	8	✓ Enforcing contracts (rank)	106
Time (days)	251	Credit bureau coverage (% of adults)	100.0	DTF score for enforcing contracts (0–100)	56.59
Cost (% of warehouse value)	0.8	Credit registry coverage (% of adults)	84.6	Procedures (number)	40
				Time (days)	725
Getting electricity (rank)	39	Protecting minority investors (rank)	110	Cost (% of claim)	19.0
DTF score for getting electricity (0–100)	84.48	DTF score for protecting minority investors (0–100)	47.50		
Procedures (number)	5	Extent of conflict of interest regulation index (0–10)	5.0	Resolving insolvency (rank)	57
Time (days)	48	Extent of shareholder governance index (0–10)	4.5	DTF score for resolving insolvency (0–100)	53.47
Cost (% of income per capita)	14.8	Strength of minority investor protection index (0–10)	4.8	Time (years)	1.8
		Paying taxes (rank)	140	Cost (% of estate)	7
		DTF score for paying taxes (0–100)	62.32	Recovery rate (cents on the dollar)	44.2
		Payments (number per year)	33	Strength of insolvency framework index (0–16)	9.5
		Time (hours per year)	312		
		Total tax rate (% of profit)	41.8		
UZBEKISTAN		Europe & Central Asia		GNI per capita (US\$)	
Ease of doing business rank (1–189)		Overall distance to frontier (DTF) score (0–100)		Population (m)	
		54.26		1,900 30.2	
Starting a business (rank)	65	Registering property (rank)	143	✓ Trading across borders (rank)	189
DTF score for starting a business (0–100)	89.00	DTF score for registering property (0–100)	55.21	DTF score for trading across borders (0–100)	2.56
Procedures (number)	7	Procedures (number)	13	Documents to export (number)	11
Time (days)	7.5	Time (days)	55	Time to export (days)	54
Cost (% of income per capita)	3.3	Cost (% of property value)	1.3	Cost to export (US\$ per container)	5,090
Minimum capital (% of income per capita)	0.0			Documents to import (number)	13
		Getting credit (rank)	104	Time to import (days)	104
Dealing with construction permits (rank)	149	DTF score for getting credit (0–100)	40.00	Cost to import (US\$ per container)	6,452
DTF score for dealing with construction permits (0–100)	60.28	Strength of legal rights index (0–12)	1		
Procedures (number)	23	Depth of credit information index (0–8)	7	Enforcing contracts (rank)	28
Time (days)	160	Credit bureau coverage (% of adults)	17.8	DTF score for enforcing contracts (0–100)	69.47
Cost (% of warehouse value)	1.7	Credit registry coverage (% of adults)	0.0	Procedures (number)	41
				Time (days)	195
Getting electricity (rank)	145	✓ Protecting minority investors (rank)	100	Cost (% of claim)	20.5
DTF score for getting electricity (0–100)	60.54	DTF score for protecting minority investors (0–100)	50.83		
Procedures (number)	7	Extent of conflict of interest regulation index (0–10)	5.3	Resolving insolvency (rank)	77
Time (days)	89	Extent of shareholder governance index (0–10)	4.8	DTF score for resolving insolvency (0–100)	46.45
Cost (% of income per capita)	1,688.1	Strength of minority investor protection index (0–10)	5.1	Time (years)	2.0
		Paying taxes (rank)	118	Cost (% of estate)	10
		DTF score for paying taxes (0–100)	68.30	Recovery rate (cents on the dollar)	39.9
		Payments (number per year)	33	Strength of insolvency framework index (0–16)	8
		Time (hours per year)	192.5		
		Total tax rate (% of profit)	42.2		

Note: For resolving insolvency, an economy for which "no practice" is recorded for time and cost receives a score of 0 on the strength of insolvency framework index even if its legal framework includes provisions related to insolvency proceedings (liquidation or reorganization). Most indicator sets refer to a case scenario in the largest business city of an economy, except for 11 economies for which the data are a population-weighted average for the 2 largest business cities. See the data notes for more details.

✓ Reform making it easier to do business ✗ Change making it more difficult to do business

VANUATU		East Asia & Pacific		GNI per capita (US\$)	
Ease of doing business rank (1–189)	76	Overall distance to frontier (DTF) score (0–100)	64.60	Population (m)	3,130
<b>Starting a business</b> (rank)	137	✓ <b>Registering property</b> (rank)	91	<b>Trading across borders</b> (rank)	113
DTF score for starting a business (0–100)	75.26	DTF score for registering property (0–100)	66.95	DTF score for trading across borders (0–100)	68.50
Procedures (number)	8	Procedures (number)	4	Documents to export (number)	6
Time (days)	35	Time (days)	58	Time to export (days)	21
Cost (% of income per capita)	46.2	Cost (% of property value)	7.0	Cost to export (US\$ per container)	1,490
Minimum capital (% of income per capita)	0.0			Documents to import (number)	7
		<b>Getting credit</b> (rank)	36	Time to import (days)	24
<b>Dealing with construction permits</b> (rank)	80	DTF score for getting credit (0–100)	65.00	Cost to import (US\$ per container)	1,440
DTF score for dealing with construction permits (0–100)	73.92	Strength of legal rights index (0–12)	10		
Procedures (number)	12	Depth of credit information index (0–8)	3	<b>Enforcing contracts</b> (rank)	77
Time (days)	55	Credit bureau coverage (% of adults)	6.8	DTF score for enforcing contracts (0–100)	61.20
Cost (% of warehouse value)	8.4	Credit registry coverage (% of adults)	0.0	Procedures (number)	30
				Time (days)	430
<b>Getting electricity</b> (rank)	115	<b>Protecting minority investors</b> (rank)	135	Cost (% of claim)	56.0
DTF score for getting electricity (0–100)	68.76	DTF score for protecting minority investors (0–100)	44.17		
Procedures (number)	5	Extent of conflict of interest regulation index (0–10)	5.3	<b>Resolving insolvency</b> (rank)	103
Time (days)	122	Extent of shareholder governance index (0–10)	3.5	DTF score for resolving insolvency (0–100)	41.48
Cost (% of income per capita)	1,229.8	Strength of minority investor protection index (0–10)	4.4	Time (years)	2.6
				Cost (% of estate)	38
		<b>Paying taxes</b> (rank)	48	Recovery rate (cents on the dollar)	42.2
		DTF score for paying taxes (0–100)	80.79	Strength of insolvency framework index (0–16)	6
		Payments (number per year)	31		
		Time (hours per year)	120		
		Total tax rate (% of profit)	8.5		

VENEZUELA, RB		Latin America & Caribbean		GNI per capita (US\$)	
Ease of doing business rank (1–189)	182	Overall distance to frontier (DTF) score (0–100)	41.41	Population (m)	30.4
✗ <b>Starting a business</b> (rank)	182	<b>Registering property</b> (rank)	102	<b>Trading across borders</b> (rank)	176
DTF score for starting a business (0–100)	45.23	DTF score for registering property (0–100)	64.12	DTF score for trading across borders (0–100)	25.55
Procedures (number)	17	Procedures (number)	9	Documents to export (number)	8
Time (days)	144	Time (days)	52	Time to export (days)	56
Cost (% of income per capita)	49.9	Cost (% of property value)	2.5	Cost to export (US\$ per container)	3,490
Minimum capital (% of income per capita)	0.0			Documents to import (number)	9
		<b>Getting credit</b> (rank)	104	Time to import (days)	82
<b>Dealing with construction permits</b> (rank)	152	DTF score for getting credit (0–100)	40.00	Cost to import (US\$ per container)	3,695
DTF score for dealing with construction permits (0–100)	59.34	Strength of legal rights index (0–12)	1		
Procedures (number)	9	Depth of credit information index (0–8)	7	<b>Enforcing contracts</b> (rank)	79
Time (days)	380	Credit bureau coverage (% of adults)	28.7	DTF score for enforcing contracts (0–100)	60.89
Cost (% of warehouse value)	1.2	Credit registry coverage (% of adults)	0.0	Procedures (number)	30
				Time (days)	610
<b>Getting electricity</b> (rank)	155	<b>Protecting minority investors</b> (rank)	178	Cost (% of claim)	43.7
DTF score for getting electricity (0–100)	57.21	DTF score for protecting minority investors (0–100)	29.17		
Procedures (number)	6	Extent of conflict of interest regulation index (0–10)	2.7	<b>Resolving insolvency</b> (rank)	165
Time (days)	178	Extent of shareholder governance index (0–10)	3.2	DTF score for resolving insolvency (0–100)	19.20
Cost (% of income per capita)	714.1	Strength of minority investor protection index (0–10)	2.9	Time (years)	4.0
				Cost (% of estate)	38
		<b>Paying taxes</b> (rank)	188	Recovery rate (cents on the dollar)	6.7
		DTF score for paying taxes (0–100)	13.37	Strength of insolvency framework index (0–16)	5
		Payments (number per year)	71		
		Time (hours per year)	792		
		Total tax rate (% of profit)	65.5		

VIETNAM		East Asia & Pacific		GNI per capita (US\$)	
Ease of doing business rank (1–189)	78	Overall distance to frontier (DTF) score (0–100)	64.42	Population (m)	89.7
<b>Starting a business</b> (rank)	125	<b>Registering property</b> (rank)	33	<b>Trading across borders</b> (rank)	75
DTF score for starting a business (0–100)	77.68	DTF score for registering property (0–100)	81.44	DTF score for trading across borders (0–100)	75.56
Procedures (number)	10	Procedures (number)	4	Documents to export (number)	5
Time (days)	34	Time (days)	57	Time to export (days)	21
Cost (% of income per capita)	5.3	Cost (% of property value)	0.6	Cost to export (US\$ per container)	610
Minimum capital (% of income per capita)	0.0			Documents to import (number)	8
		✓ <b>Getting credit</b> (rank)	36	Time to import (days)	21
<b>Dealing with construction permits</b> (rank)	22	DTF score for getting credit (0–100)	65.00	Cost to import (US\$ per container)	600
DTF score for dealing with construction permits (0–100)	83.66	Strength of legal rights index (0–12)	7		
Procedures (number)	10	Depth of credit information index (0–8)	6	<b>Enforcing contracts</b> (rank)	47
Time (days)	114	Credit bureau coverage (% of adults)	1.4	DTF score for enforcing contracts (0–100)	65.89
Cost (% of warehouse value)	0.7	Credit registry coverage (% of adults)	41.8	Procedures (number)	36
				Time (days)	400
<b>Getting electricity</b> (rank)	135	<b>Protecting minority investors</b> (rank)	117	Cost (% of claim)	29.0
DTF score for getting electricity (0–100)	63.38	DTF score for protecting minority investors (0–100)	46.67		
Procedures (number)	6	Extent of conflict of interest regulation index (0–10)	3.7	<b>Resolving insolvency</b> (rank)	104
Time (days)	115	Extent of shareholder governance index (0–10)	5.7	DTF score for resolving insolvency (0–100)	41.27
Cost (% of income per capita)	1,432.8	Strength of minority investor protection index (0–10)	4.7	Time (years)	5.0
				Cost (% of estate)	15
		✓ <b>Paying taxes</b> (rank)	173	Recovery rate (cents on the dollar)	18.6
		DTF score for paying taxes (0–100)	43.61	Strength of insolvency framework index (0–16)	10
		Payments (number per year)	32		
		Time (hours per year)	872		
		Total tax rate (% of profit)	40.8		

Note: For resolving insolvency, an economy for which “no practice” is recorded for time and cost receives a score of 0 on the strength of insolvency framework index even if its legal framework includes provisions related to insolvency proceedings (liquidation or reorganization). Most indicator sets refer to a case scenario in the largest business city of an economy, except for 11 economies for which the data are a population-weighted average for the 2 largest business cities. See the data notes for more details.





✓ Reform making it easier to do business    ✗ Change making it more difficult to do business

ZIMBABWE	Sub-Saharan Africa	GNI per capita (US\$)	820
<b>Ease of doing business rank (1–189)</b>	<b>171</b>	<b>Overall distance to frontier (DTF) score (0–100)</b>	<b>46.95</b>
<b>Starting a business (rank)</b>	180	<b>Registering property (rank)</b>	94
DTF score for starting a business (0–100)	51.42	DTF score for registering property (0–100)	66.32
Procedures (number)	9	Procedures (number)	5
Time (days)	90	Time (days)	36
Cost (% of income per capita)	114.6	Cost (% of property value)	7.6
Minimum capital (% of income per capita)	0.0		
<b>Dealing with construction permits (rank)</b>	176	<b>Getting credit (rank)</b>	104
DTF score for dealing with construction permits (0–100)	47.16	DTF score for getting credit (0–100)	40.00
Procedures (number)	10	Strength of legal rights index (0–12)	5
Time (days)	44.8	Depth of credit information index (0–8)	3
Cost (% of warehouse value)	7.7	Credit bureau coverage (% of adults)	5.8
		Credit registry coverage (% of adults)	0.0
<b>Getting electricity (rank)</b>	153	<b>Protecting minority investors (rank)</b>	87
DTF score for getting electricity (0–100)	58.00	DTF score for protecting minority investors (0–100)	53.33
Procedures (number)	6	Extent of conflict of interest regulation index (0–10)	4.7
Time (days)	106	Extent of shareholder governance index (0–10)	6.0
Cost (% of income per capita)	3,057.4	Strength of minority investor protection index (0–10)	5.3
		<b>Paying taxes (rank)</b>	143
		DTF score for paying taxes (0–100)	61.39
		Payments (number per year)	49
		Time (hours per year)	242
		Total tax rate (% of profit)	32.8
		<b>Trading across borders (rank)</b>	180
		DTF score for trading across borders (0–100)	19.40
		Documents to export (number)	7
		Time to export (days)	53
		Cost to export (US\$ per container)	4,265
		Documents to import (number)	8
		Time to import (days)	71
		Cost to import (US\$ per container)	6,160
		<b>Enforcing contracts (rank)</b>	157
		DTF score for enforcing contracts (0–100)	43.25
		Procedures (number)	38
		Time (days)	410
		Cost (% of claim)	83.1
		<b>Resolving insolvency (rank)</b>	148
		DTF score for resolving insolvency (0–100)	29.28
		Time (years)	3.3
		Cost (% of estate)	22
		Recovery rate (cents on the dollar)	13.8
		Strength of insolvency framework index (0–16)	7

Note: For resolving insolvency, an economy for which "no practice" is recorded for time and cost receives a score of 0 on the strength of insolvency framework index even if its legal framework includes provisions related to insolvency proceedings (liquidation or reorganization). Most indicator sets refer to a case scenario in the largest business city of an economy, except for 11 economies for which the data are a population-weighted average for the 2 largest business cities. See the data notes for more details.



# Labor market regulation data

**E**mployment regulations are unquestionably necessary. They are needed to protect workers from arbitrary or unfair treatment and to ensure efficient contracting between employers and workers. They increase job stability and can improve productivity through employer-worker cooperation. They benefit both workers and firms.<sup>1</sup>

Labor market regulations encompass a wide spectrum, from rules governing individual employee contracts to those relating to collective action, and can have a significant impact on economic growth and competitiveness.<sup>2</sup> That impact can be negative where regulatory interventions are insufficient or excessive, so finding the right balance is essential. The World Bank's *World Development Report 2013* uses the term *plateau* to describe that balance, which can differ among economies depending

on the economic or political context. Consistent with the plateau effect, regulations that are too loose or too strict can be counterproductive, leading to losses of employment in an economy or to its missing out on job-supporting agglomeration effects and knowledge spillovers.<sup>3</sup>

*Doing Business* measures flexibility in the regulation of employment as it affects the hiring and redundancy of workers and the rigidity of working hours. This year it also covers additional areas of labor market regulation, including social protection schemes and benefits as well as labor disputes.

---

## NOTES

1. Pierre and Scarpetta 2007.
2. Nataraj and others 2012.
3. World Bank 2012.

LABOR MARKET REGULATION DATA											
		Afghanistan	Albania	Algeria	Angola	Antigua and Barbuda	Argentina	Armenia	Australia	Austria	Azerbaijan
Difficulty of hiring	Fixed-term contracts prohibited for permanent tasks?	No	Yes	Yes	Yes	No	Yes	Yes	No	No	No
	Maximum length of fixed-term contracts (months) <sup>a</sup>	No limit	No limit	No limit	12	No limit	60	No limit	No limit	No limit	60
	Minimum wage for a full-time worker (US\$/month) <sup>b</sup>	0.00	209.86	229.42	151.07	570.10	1,462.19	113.29	2,397.02	1,555.92	133.35
	Ratio of minimum wage to value added per worker	0.00	0.37	0.35	0.18	0.36	1.00	0.25	0.29	0.26	0.16
Rigidity of hours	50-hour workweek allowed? <sup>c</sup>	Yes	Yes	No	Yes	Yes	Yes	Yes	No	Yes	Yes
	Maximum working days per week	6.0	5.5	6.0	6.0	6.0	6.0	6.0	7.0	5.5	6.0
	Premium for night work (% of hourly pay)	25	50	0	25	0	13	30	87.5	17	40
	Premium for work on weekly rest day (% of hourly pay)	50	25	0	100	0	100	100	100	100	150
	Major restrictions on night work?	Yes	Yes	Yes	Yes	No	No	No	No	No	Yes
	Major restrictions on weekly holiday work?	No	No	No	Yes	No	No	No	No	No	No
	Paid annual leave (working days) <sup>d</sup>	20.0	20.0	22.0	22.0	12.0	18.0	20.0	20.0	25.0	17.0
Difficulty of redundancy	Maximum length of probationary period (months) <sup>e</sup>	6.0	3.0	6.0	3.0	3.0	3.0	3.0	6.0	1.0	3.0
	Dismissal due to redundancy allowed by law?	Yes	Yes	Yes	Yes	Yes	Yes	Yes	Yes	Yes	Yes
	Third-party notification if 1 worker is dismissed?	Yes	No	Yes	Yes	No	No	No	No	Yes	No
	Third-party approval if 1 worker is dismissed?	No	No	No	Yes	No	No	No	No	No	No
	Third-party notification if 9 workers are dismissed?	Yes	No	Yes	Yes	No	No	No	No	Yes	No
	Third-party approval if 9 workers are dismissed?	Yes	No	No	Yes	No	No	No	No	No	No
	Retraining or reassignment? <sup>f</sup>	No	No	Yes	No	Yes	No	Yes	Yes	No	No
	Priority rules for redundancies?	No	No	Yes	Yes	Yes	No	No	No	Yes	Yes
	Priority rules for reemployment?	Yes	Yes	No	Yes	No	No	No	No	Yes	No
Redundancy cost	Notice period for redundancy dismissal (weeks of salary) <sup>d</sup>	4.3	10.1	4.3	4.3	3.4	7.2	6.0	3.0	2.0	8.7
	Severance pay for redundancy dismissal (weeks of salary) <sup>d</sup>	17.3	10.7	13.0	26.7	12.8	23.1	5.0	8.7	0.0	13.0
Research questions <sup>g</sup>	Unemployment protection scheme?	..	Yes	Yes	Yes	No	Yes	Yes	Yes	Yes	Yes
	Health insurance for permanent employees?	Yes	Yes	Yes	No	No	Yes	No	No	Yes	Yes
	Courts or court sections specializing in labor disputes?	No	No	Yes	No	Yes	Yes	No	Yes	Yes	No

LABOR MARKET REGULATION DATA											
		Bahamas, The	Bahrain	Bangladesh (Dhaka)	Bangladesh (Chittagong)	Barbados	Belarus	Belgium	Belize	Benin	Bhutan
Difficulty of hiring	Fixed-term contracts prohibited for permanent tasks?	No	No	No	No	No	No	No	No	No	No
	Maximum length of fixed-term contracts (months) <sup>a</sup>	No limit	60	No limit	No limit	No limit	No limit	No limit	No limit	48	No limit
	Minimum wage for a full-time worker (US\$/month) <sup>b</sup>	693.33	0.00	0.00	0.00	537.50	166.28	2,368.12	384.79	63.30	66.98
	Ratio of minimum wage to value added per worker	0.25	0.00	0.00	0.00	0.29	0.21	0.41	0.62	0.52	0.22
Rigidity of hours	50-hour workweek allowed? <sup>c</sup>	Yes	Yes	Yes	Yes	Yes	Yes	Yes	Yes	Yes	Yes
	Maximum working days per week	5.0	6.0	6.0	6.0	5.0	6.0	6.0	6.0	6.0	6.0
	Premium for night work (% of hourly pay)	0	50	0	0	0	20	0	0	0	0
	Premium for work on weekly rest day (% of hourly pay)	0	50	0	0	0	100	0	50	0	0
	Major restrictions on night work?	No	No	No	No	No	No	Yes	No	No	No
	Major restrictions on weekly holiday work?	No	No	No	No	No	No	Yes	No	No	No
	Paid annual leave (working days) <sup>d</sup>	11.7	30.0	17.0	17.0	20.3	18.0	20.0	10.0	24.0	15.0
Difficulty of redundancy	Maximum length of probationary period (months) <sup>e</sup>	6.0	3.0	3.0	3.0	n.a.	3.0	0.0	2.0	2.0	6.0
	Dismissal due to redundancy allowed by law?	Yes	Yes	Yes	Yes	Yes	Yes	Yes	Yes	Yes	Yes
	Third-party notification if 1 worker is dismissed?	Yes	Yes	Yes	Yes	No	No	No	Yes	Yes	Yes
	Third-party approval if 1 worker is dismissed?	No	No	No	No	No	No	No	No	No	No
	Third-party notification if 9 workers are dismissed?	Yes	Yes	Yes	Yes	No	No	No	Yes	Yes	Yes
	Third-party approval if 9 workers are dismissed?	No	No	No	No	No	No	No	No	No	No
	Retraining or reassignment? <sup>f</sup>	No	No	No	No	No	Yes	No	No	No	No
	Priority rules for redundancies?	No	No	Yes	Yes	No	Yes	No	No	Yes	No
	Priority rules for reemployment?	No	No	Yes	Yes	Yes	No	No	No	Yes	No
Redundancy cost	Notice period for redundancy dismissal (weeks of salary) <sup>g</sup>	2.0	4.3	4.3	4.3	2.7	8.7	19.7	4.7	4.3	8.3
	Severance pay for redundancy dismissal (weeks of salary) <sup>g</sup>	10.7	0.0	26.7	26.7	13.3	13.0	0.0	8.3	7.3	0.0
Research questions <sup>h</sup>	Unemployment protection scheme?	Yes	Yes	No	No	Yes	Yes	Yes	No	No	No
	Health insurance for permanent employees?	No	Yes	No	No	No	Yes	Yes	No	No	No
	Courts or court sections specializing in labor disputes?	Yes	No	Yes	Yes	Yes	No	Yes	No	No	No

LABOR MARKET REGULATION DATA											
		Bolivia <sup>a</sup>	Bosnia and Herzegovina	Botswana	Brazil (São Paulo)	Brazil (Rio de Janeiro)	Brunei Darussalam	Bulgaria	Burkina Faso	Burundi	Cabo Verde
Difficulty of hiring	Fixed-term contracts prohibited for permanent tasks?	Yes	No	No	Yes	Yes	No	No	No	No	Yes
	Maximum length of fixed-term contracts (months) <sup>a</sup>	24	24	No limit	24	24	No limit	36	No limit	No limit	60
	Minimum wage for a full-time worker (US\$/month) <sup>b</sup>	164.71	383.26	96.99	437.80	484.24	0.00	233.18	63.42	2.50	131.08
	Ratio of minimum wage to value added per worker	0.47	0.67	0.09	0.31	0.34	0.00	0.27	0.59	0.06	0.28
Rigidity of hours	50-hour workweek allowed? <sup>c</sup>	Yes	Yes	Yes	Yes	Yes	Yes	Yes	Yes	Yes	Yes
	Maximum working days per week	6.0	6.0	6.0	6.0	6.0	6.0	6.0	6.0	6.0	6.0
	Premium for night work (% of hourly pay)	25	30	0	20	20	0	3	0	35	25
	Premium for work on weekly rest day (% of hourly pay)	100	20	100	100	100	50	0	0	0	100
	Major restrictions on night work?	No	No	No	Yes	Yes	No	Yes	No	No	No
	Major restrictions on weekly holiday work?	No	No	No	No	No	No	No	Yes	No	No
	Paid annual leave (working days) <sup>d</sup>	21.7	18.0	15.0	26.0	26.0	13.3	20.0	22.0	21.0	22.0
Difficulty of redundancy	Maximum length of probationary period (months) <sup>e</sup>	3.0	6.0	3.0	3.0	3.0	n.a.	6.0	2.0	6.0	2.0
	Dismissal due to redundancy allowed by law?	No	Yes	Yes	Yes	Yes	Yes	Yes	Yes	Yes	Yes
	Third-party notification if 1 worker is dismissed?	n.a.	No	Yes	No	No	No	No	No	No	Yes
	Third-party approval if 1 worker is dismissed?	n.a.	No	No	No	No	No	No	No	No	Yes
	Third-party notification if 9 workers are dismissed?	n.a.	Yes	Yes	No	No	No	No	Yes	Yes	Yes
	Third-party approval if 9 workers are dismissed?	n.a.	No	No	No	No	No	No	No	No	Yes
	Retraining or reassignment? <sup>f</sup>	n.a.	Yes	No	No	No	No	No	No	No	Yes
	Priority rules for redundancies?	n.a.	No	Yes	No	No	No	No	Yes	Yes	Yes
	Priority rules for reemployment?	n.a.	Yes	Yes	No	No	No	No	Yes	Yes	No
Redundancy cost	Notice period for redundancy dismissal (weeks of salary) <sup>d</sup>	n.a.	2.0	4.9	6.6	6.6	3.0	4.3	4.3	8.7	6.4
	Severance pay for redundancy dismissal (weeks of salary) <sup>d</sup>	n.a.	7.2	16.8	8.9	8.9	0.0	4.3	6.1	7.2	23.1
Research questions <sup>g</sup>	Unemployment protection scheme?	No	Yes	No	Yes	Yes	No	Yes	No	No	No
	Health insurance for permanent employees?	Yes	Yes	No	No	No	Yes	Yes	No	Yes	Yes
	Courts or court sections specializing in labor disputes?	Yes	No	Yes	Yes	Yes	No	No	Yes	Yes	Yes

LABOR MARKET REGULATION DATA											
		Cambodia	Cameroon	Canada	Central African Republic	Chad	Chile	China (Shanghai)	China (Beijing)	Colombia	Comoros
Difficulty of hiring	Fixed-term contracts prohibited for permanent tasks?	No	No	No	Yes	No	No	No	No	No	No
	Maximum length of fixed-term contracts (months) <sup>a</sup>	24	48	No limit	24	48	12	No limit	No limit	No limit	36
	Minimum wage for a full-time worker (US\$/month) <sup>b</sup>	0.00	56.06	1,889.04	36.63	123.42	427.79	286.29	245.39	331.09	0.00
	Ratio of minimum wage to value added per worker	0.00	0.29	0.30	0.77	0.71	0.23	0.38	0.33	0.35	0.00
Rigidity of hours	50-hour workweek allowed? <sup>c</sup>	Yes	Yes	Yes	Yes	Yes	Yes	Yes	Yes	Yes	Yes
	Maximum working days per week	6.0	6.0	6.0	5.0	6.0	6.0	6.0	6.0	6.0	6.0
	Premium for night work (% of hourly pay)	30	0	0	0	0	0	39	39	35	0
	Premium for work on weekly rest day (% of hourly pay)	100	0	0	50	100	0	100	100	75	0
	Major restrictions on night work?	No	No	No	No	No	No	No	No	No	No
	Major restrictions on weekly holiday work?	No	No	No	Yes	No	No	No	No	No	Yes
	Paid annual leave (working days) <sup>d</sup>	19.3	25.0	10.0	25.3	24.7	15.0	6.7	6.7	15.0	22.0
Difficulty of redundancy	Maximum length of probationary period (months) <sup>e</sup>	1.0	1.0	3.0	2.0	3.0	n.a.	6.0	6.0	2.0	6.0
	Dismissal due to redundancy allowed by law?	Yes	Yes	Yes	Yes	Yes	Yes	Yes	Yes	Yes	Yes
	Third-party notification if 1 worker is dismissed?	No	Yes	No	Yes	Yes	Yes	Yes	Yes	No	Yes
	Third-party approval if 1 worker is dismissed?	No	Yes	No	No	No	No	No	No	No	No
	Third-party notification if 9 workers are dismissed?	Yes	Yes	No	Yes	Yes	Yes	Yes	Yes	No	Yes
	Third-party approval if 9 workers are dismissed?	No	Yes	No	Yes	No	No	No	No	No	No
	Retraining or reassignment? <sup>f</sup>	No	No	No	No	No	No	Yes	Yes	No	No
	Priority rules for redundancies?	Yes	Yes	No	Yes	Yes	No	Yes	Yes	No	Yes
	Priority rules for reemployment?	Yes	Yes	No	Yes	Yes	No	Yes	Yes	No	Yes
Redundancy cost	Notice period for redundancy dismissal (weeks of salary) <sup>g</sup>	7.9	11.6	5.0	4.3	7.2	4.3	4.3	4.3	0.0	13.0
	Severance pay for redundancy dismissal (weeks of salary) <sup>g</sup>	11.4	8.3	5.0	17.3	5.8	23.1	23.1	23.1	16.7	23.1
Research questions <sup>h</sup>	Unemployment protection scheme?	No	No	Yes	No	..	Yes	Yes	Yes	Yes	No
	Health insurance for permanent employees?	No	Yes	No	Yes	..	Yes	Yes	Yes	Yes	No
	Courts or court sections specializing in labor disputes?	No	Yes	No	Yes	..	Yes	Yes	Yes	Yes	No

LABOR MARKET REGULATION DATA											
		Congo, Dem. Rep.	Congo, Rep.	Costa Rica	Côte d'Ivoire	Croatia	Cyprus	Czech Republic	Denmark	Djibouti	Dominica
Difficulty of hiring	Fixed-term contracts prohibited for permanent tasks?	Yes	Yes	Yes	No	Yes	No	No	No	Yes	No
	Maximum length of fixed-term contracts (months) <sup>a</sup>	48	24	12	24	No limit	30	108	No limit	24	No limit
	Minimum wage for a full-time worker (US\$/month) <sup>b</sup>	65.00	208.86	580.51	114.00	534.87	1,250.12	544.80	0.00	0.00	348.27
	Ratio of minimum wage to value added per worker	1.02	0.51	0.51	0.55	0.32	0.42	0.25	0.00	0.00	0.40
Rigidity of hours	50-hour workweek allowed? <sup>c</sup>	Yes	Yes	Yes	No	Yes	Yes	Yes	Yes	Yes	Yes
	Maximum working days per week	5.0	6.0	6.0	6.0	6.0	5.5	6.0	6.0	6.0	6.0
	Premium for night work (% of hourly pay)	25	0	0	38	10	0	10	0	0	0
	Premium for work on weekly rest day (% of hourly pay)	0	0	100	0	35	0	10	0	0	100
	Major restrictions on night work?	No	No	Yes	No	Yes	No	No	No	No	No
	Major restrictions on weekly holiday work?	No	Yes	No	No	Yes	No	No	No	No	No
	Paid annual leave (working days) <sup>d</sup>	13.0	29.7	12.0	27.4	20.0	20.0	20.0	25.0	30.0	13.3
Difficulty of redundancy	Maximum length of probationary period (months) <sup>e</sup>	1.0	4.0	3.0	2.0	6.0	24.0	3.0	3.0	2.0	6.0
	Dismissal due to redundancy allowed by law?	Yes	Yes	Yes	Yes	Yes	Yes	Yes	Yes	Yes	Yes
	Third-party notification if 1 worker is dismissed?	Yes	Yes	No	No	Yes	Yes	No	No	Yes	No
	Third-party approval if 1 worker is dismissed?	Yes	Yes	No	No	No	No	No	No	No	No
	Third-party notification if 9 workers are dismissed?	Yes	Yes	No	Yes	Yes	Yes	No	No	Yes	No
	Third-party approval if 9 workers are dismissed?	Yes	Yes	No	No	No	No	No	No	No	No
	Retraining or reassignment? <sup>f</sup>	No	No	No	No	Yes	Yes	No	No	No	No
	Priority rules for redundancies?	Yes	Yes	No	No	Yes	No	No	No	No	Yes
	Priority rules for reemployment?	Yes	Yes	No	Yes	Yes	Yes	No	No	Yes	Yes
Redundancy cost	Notice period for redundancy dismissal (weeks of salary) <sup>d</sup>	10.3	8.7	4.3	5.8	7.9	5.7	8.7	0.0	4.3	5.8
	Severance pay for redundancy dismissal (weeks of salary) <sup>d</sup>	0.0	6.9	14.4	7.3	7.2	0.0	11.6	0.0	0.0	9.3
Research questions <sup>g</sup>	Unemployment protection scheme?	No	No	No	No	Yes	Yes	Yes	Yes	No	No
	Health insurance for permanent employees?	Yes	No	No	No	Yes	No	No	No	Yes	No
	Courts or court sections specializing in labor disputes?	No	Yes	Yes	Yes	No	Yes	No	No	Yes	Yes

LABOR MARKET REGULATION DATA											
		Dominican Republic	Ecuador	Egypt, Arab Rep.	El Salvador	Equatorial Guinea	Eritrea	Estonia	Ethiopia	Fiji	Finland
Difficulty of hiring	Fixed-term contracts prohibited for permanent tasks?	Yes	No	No	Yes	Yes	Yes	Yes	Yes	No	Yes
	Maximum length of fixed-term contracts (months) <sup>a</sup>	No limit	24	No limit	No limit	24	No limit	120	No limit	No limit	60
	Minimum wage for a full-time worker (US\$/month) <sup>b</sup>	295.71	388.02	0.00	243.49	767.17	0.00	457.92	0.00	339.77	2,287.55
	Ratio of minimum wage to value added per worker	0.40	0.54	0.00	0.49	0.38	0.00	0.21	0.00	0.60	0.38
Rigidity of hours	50-hour workweek allowed? <sup>c</sup>	Yes	Yes	Yes	Yes	Yes	Yes	Yes	Yes	Yes	Yes
	Maximum working days per week	5.5	5.0	6.0	6.0	6.0	6.0	5.0	6.0	6.0	6.0
	Premium for night work (% of hourly pay)	0	25	0	25	25	0	25	0	4	23
	Premium for work on weekly rest day (% of hourly pay)	100	100	0	100	50	0	0	0	100	100
	Major restrictions on night work?	No	No	No	Yes	Yes	No	Yes	No	No	No
	Major restrictions on weekly holiday work?	Yes	No	No	Yes	Yes	No	No	No	No	No
	Paid annual leave (working days) <sup>d</sup>	14.0	12.0	24.0	11.0	22.0	19.0	24.0	18.3	10.0	30.0
Difficulty of redundancy	Maximum length of probationary period (months) <sup>e</sup>	3.0	3.0	3.0	1.0	3.0	3.0	4.0	1.5	3.0	6.0
	Dismissal due to redundancy allowed by law?	Yes	Yes	Yes	Yes	Yes	Yes	Yes	Yes	Yes	Yes
	Third-party notification if 1 worker is dismissed?	No	Yes	Yes	No	Yes	No	No	No	Yes	No
	Third-party approval if 1 worker is dismissed?	No	No	Yes	No	Yes	No	No	No	No	No
	Third-party notification if 9 workers are dismissed?	No	Yes	Yes	No	Yes	Yes	No	Yes	Yes	No
	Third-party approval if 9 workers are dismissed?	No	No	Yes	No	Yes	Yes	No	No	No	No
	Retraining or reassignment? <sup>f</sup>	No	No	No	No	No	No	Yes	Yes	No	Yes
	Priority rules for redundancies?	No	No	Yes	No	Yes	No	Yes	Yes	No	No
	Priority rules for reemployment?	No	No	No	No	Yes	No	No	No	No	Yes
Redundancy cost	Notice period for redundancy dismissal (weeks of salary) <sup>d</sup>	4.0	0.0	10.1	0.0	4.3	3.1	8.6	8.7	4.3	10.1
	Severance pay for redundancy dismissal (weeks of salary) <sup>d</sup>	22.2	31.8	26.7	22.9	34.3	12.3	4.3	10.5	5.3	0.0
Research questions <sup>g</sup>	Unemployment protection scheme?	No	No	Yes	No	..	Yes	Yes	No	No	Yes
	Health insurance for permanent employees?	Yes	Yes	Yes	No	Yes	No	No	No	No	Yes
	Courts or court sections specializing in labor disputes?	Yes	Yes	Yes	Yes	Yes	Yes	No	Yes	Yes	No



LABOR MARKET REGULATION DATA											
		France	Gabon	Gambia, The	Georgia	Germany	Ghana	Greece	Grenada	Guatemala	Guinea
Difficulty of hiring	Fixed-term contracts prohibited for permanent tasks?	Yes	No	No	No	No	No	Yes	Yes	Yes	No
	Maximum length of fixed-term contracts (months) <sup>a</sup>	18	48	No limit	30	24	No limit	No limit	No limit	No limit	24
	Minimum wage for a full-time worker (US\$/month) <sup>b</sup>	1,922.57	312.55	0.00	24.25	0.00	64.97	814.75	254.15	369.02	0.00
	Ratio of minimum wage to value added per worker	0.35	0.20	0.00	0.06	0.00	0.26	0.29	0.27	0.73	0.00
Rigidity of hours	50-hour workweek allowed? <sup>c</sup>	No	Yes	Yes	Yes	Yes	Yes	Yes	Yes	Yes	Yes
	Maximum working days per week	6.0	6.0	5.0	7.0	6.0	5.0	5.0	6.0	6.0	6.0
	Premium for night work (% of hourly pay)	20	0	0	0	0	0	25	0	0	20
	Premium for work on weekly rest day (% of hourly pay)	20	0	0	0	0	0	75	0	50	0
	Major restrictions on night work?	Yes	No	No	No	No	No	No	No	Yes	No
	Major restrictions on weekly holiday work?	Yes	No	No	No	No	No	Yes	No	Yes	Yes
	Paid annual leave (working days) <sup>d</sup>	30.0	24.0	21.0	24.0	24.0	15.0	22.3	13.3	15.0	30.0
Difficulty of redundancy	Maximum length of probationary period (months) <sup>e</sup>	4.0	6.0	12.0	6.0	6.0	6.0	12.0	1.0	2.0	1.0
	Dismissal due to redundancy allowed by law?	Yes	Yes	Yes	Yes	Yes	Yes	Yes	Yes	Yes	Yes
	Third-party notification if 1 worker is dismissed?	No	Yes	Yes	No	Yes	Yes	No	No	No	Yes
	Third-party approval if 1 worker is dismissed?	No	Yes	No	No	No	Yes	No	No	No	No
	Third-party notification if 9 workers are dismissed?	Yes	Yes	Yes	No	Yes	Yes	Yes	No	No	Yes
	Third-party approval if 9 workers are dismissed?	No	Yes	No	No	No	Yes	Yes	No	No	No
	Retraining or reassignment? <sup>f</sup>	Yes	No	No	No	Yes	No	No	No	No	No
	Priority rules for redundancies?	Yes	Yes	Yes	No	Yes	No	Yes	No	No	No
	Priority rules for reemployment?	Yes	Yes	Yes	No	No	No	No	No	No	No
Redundancy cost	Notice period for redundancy dismissal (weeks of salary) <sup>d</sup>	7.2	14.4	26.0	4.3	10.0	3.6	0.0	7.2	0.0	2.1
	Severance pay for redundancy dismissal (weeks of salary) <sup>d</sup>	4.6	4.3	0.0	4.3	11.6	46.2	15.9	5.3	27.0	5.8
Research questions <sup>g</sup>	Unemployment protection scheme?	Yes	No	No	No	Yes	No	Yes	No	No	No
	Health insurance for permanent employees?	Yes	No	No	No	Yes	No	Yes	No	No	Yes
	Courts or court sections specializing in labor disputes?	Yes	Yes	Yes	No	Yes	Yes	Yes	No	Yes	Yes

LABOR MARKET REGULATION DATA											
		Guinea-Bissau	Guyana	Haiti	Honduras	Hong Kong SAR, China	Hungary	Iceland	India (Mumbai)	India (Delhi)	Indonesia (Jakarta)
Difficulty of hiring	Fixed-term contracts prohibited for permanent tasks?	Yes	No	No	Yes	No	No	No	No	No	Yes
	Maximum length of fixed-term contracts (months) <sup>a</sup>	12	No limit	No limit	24	No limit	60	24	No limit	No limit	36
	Minimum wage for a full-time worker (US\$/month) <sup>b</sup>	0.00	166.41	154.48	455.04	794.99	453.74	1,783.94	125.37	134.82	248.17
	Ratio of minimum wage to value added per worker	0.00	0.32	1.39	1.51	0.18	0.30	0.32	0.63	0.68	0.55
Rigidity of hours	50-hour workweek allowed? <sup>c</sup>	Yes	Yes	Yes	Yes	Yes	No	Yes	Yes	Yes	Yes
	Maximum working days per week	6.0	7.0	6.0	6.0	6.0	5.0	6.0	6.0	6.0	6.0
	Premium for night work (% of hourly pay)	25	0	50	25	0	15	80	0	0	0
	Premium for work on weekly rest day (% of hourly pay)	50	100	50	100	0	50	80	0	0	0
	Major restrictions on night work?	No	No	No	Yes	No	No	No	Yes	Yes	No
	Major restrictions on weekly holiday work?	No	No	No	No	No	No	No	Yes	No	No
	Paid annual leave (working days) <sup>d</sup>	21.0	12.0	13.0	16.7	10.3	21.3	24.0	21.0	15.0	12.0
Difficulty of redundancy	Maximum length of probationary period (months) <sup>e</sup>	3.0	3.0	0.0	2.0	1.0	3.0	3.0	3.0	3.0	3.0
	Dismissal due to redundancy allowed by law?	Yes	Yes	Yes	Yes	Yes	Yes	Yes	Yes	Yes	Yes
	Third-party notification if 1 worker is dismissed?	Yes	Yes	No	Yes	No	No	No	Yes	Yes	Yes
	Third-party approval if 1 worker is dismissed?	Yes	No	No	Yes	No	No	No	No	No	Yes
	Third-party notification if 9 workers are dismissed?	Yes	Yes	No	Yes	No	No	No	Yes	Yes	Yes
	Third-party approval if 9 workers are dismissed?	Yes	No	No	Yes	No	No	No	No	No	Yes
	Retraining or reassignment? <sup>f</sup>	No	No	No	No	No	No	No	No	No	Yes
	Priority rules for redundancies?	Yes	No	No	Yes	No	No	No	Yes	Yes	No
	Priority rules for reemployment?	Yes	No	No	No	No	No	No	Yes	Yes	No
Redundancy cost	Notice period for redundancy dismissal (weeks of salary) <sup>d</sup>	0.0	4.3	10.1	7.2	4.3	6.2	10.1	4.3	4.3	0.0
	Severance pay for redundancy dismissal (weeks of salary) <sup>d</sup>	26.0	12.3	0.0	23.1	1.4	7.2	0.0	11.4	11.4	57.8
Research questions <sup>g</sup>	Unemployment protection scheme?	No	No	No	No	No	Yes	Yes	No	No	No
	Health insurance for permanent employees?	No	No	..	Yes	No	Yes	Yes	Yes	Yes	Yes
	Courts or court sections specializing in labor disputes?	Yes	No	Yes	No	Yes	No	No	Yes	Yes	Yes

LABOR MARKET REGULATION DATA											
		Indonesia (Surabaya)	Iran, Islamic Rep.	Iraq	Ireland	Israel	Italy	Jamaica	Japan (Tokyo)	Japan (Osaka)	Jordan
Difficulty of hiring	Fixed-term contracts prohibited for permanent tasks?	Yes	No	Yes	No	No	No	No	No	No	No
	Maximum length of fixed-term contracts (months) <sup>a</sup>	36	No limit	No limit	No limit	No limit	36	No limit	No limit	No limit	No limit
	Minimum wage for a full-time worker (US\$/month) <sup>b</sup>	223.67	466.63	103.30	1,809.66	1,145.81	2,035.74	250.12	1,785.35	1,682.62	257.29
	Ratio of minimum wage to value added per worker	0.49	0.69	0.10	0.37	0.25	0.46	0.37	0.29	0.27	0.39
Rigidity of hours	50-hour workweek allowed? <sup>c</sup>	Yes	Yes	Yes	Yes	Yes	Yes	Yes	Yes	Yes	Yes
	Maximum working days per week	6.0	6.0	6.0	6.0	5.5	6.0	6.0	6.0	6.0	6.0
	Premium for night work (% of hourly pay)	0	35	0	0	14	15	0	25	25	0
	Premium for work on weekly rest day (% of hourly pay)	0	40	50	0	50	30	100	35	35	150
	Major restrictions on night work?	No	No	Yes	No	No	No	No	No	No	No
	Major restrictions on weekly holiday work?	No	No	No	No	Yes	No	No	No	No	No
	Paid annual leave (working days) <sup>d</sup>	12.0	24.0	22.0	20.0	18.0	26.0	11.7	15.3	15.3	18.7
Difficulty of redundancy	Maximum length of probationary period (months) <sup>e</sup>	3.0	1.0	3.0	12.0	n.a.	2.0	3.0	n.a.	n.a.	3.0
	Dismissal due to redundancy allowed by law?	Yes	Yes	Yes	Yes	Yes	Yes	Yes	Yes	Yes	Yes
	Third-party notification if 1 worker is dismissed?	Yes	Yes	Yes	No	No	Yes	No	No	No	Yes
	Third-party approval if 1 worker is dismissed?	Yes	Yes	No	No	No	No	No	No	No	Yes
	Third-party notification if 9 workers are dismissed?	Yes	Yes	Yes	Yes	No	Yes	No	No	No	Yes
	Third-party approval if 9 workers are dismissed?	Yes	Yes	No	No	No	No	No	No	No	Yes
	Retraining or reassignment? <sup>f</sup>	Yes	No	No	No	No	Yes	No	Yes	Yes	No
	Priority rules for redundancies?	No	No	No	No	No	Yes	No	No	No	No
	Priority rules for reemployment?	No	No	No	No	No	Yes	No	No	No	Yes
Redundancy cost	Notice period for redundancy dismissal (weeks of salary) <sup>d</sup>	0.0	0.0	0.0	3.7	4.3	4.5	4.0	4.3	4.3	4.3
	Severance pay for redundancy dismissal (weeks of salary) <sup>d</sup>	57.8	23.1	0.0	10.7	23.1	0.0	10.0	0.0	0.0	0.0
Research questions <sup>g</sup>	Unemployment protection scheme?	No	Yes	..	Yes	Yes	Yes	No	Yes	Yes	..
	Health insurance for permanent employees?	Yes	Yes	Yes	No	Yes	Yes	No	Yes	Yes	..
	Courts or court sections specializing in labor disputes?	Yes	..	Yes	Yes	Yes	Yes	No	Yes	Yes	No

LABOR MARKET REGULATION DATA											
		Kazakhstan	Kenya	Kiribati	Korea, Rep.	Kosovo	Kuwait	Kyrgyz Republic	Lao PDR	Latvia	Lebanon
Difficulty of hiring	Fixed-term contracts prohibited for permanent tasks?	No	No	No	No	No	No	Yes	No	Yes	No
	Maximum length of fixed-term contracts (months) <sup>a</sup>	No limit	No limit	No limit	24	No limit	No limit	60	No limit	36	24
	Minimum wage for a full-time worker (US\$/month) <sup>b</sup>	127.87	241.39	0.00	815.65	172.09	211.40	18.50	74.66	602.77	439.34
	Ratio of minimum wage to value added per worker	0.09	1.72	0.00	0.28	0.14	0.04	0.12	0.37	0.32	0.34
Rigidity of hours	50-hour workweek allowed? <sup>c</sup>	Yes	Yes	Yes	Yes	No	Yes	Yes	Yes	Yes	Yes
	Maximum working days per week	6.0	6.0	7.0	6.0	6.0	6.0	6.0	6.0	5.5	6.0
	Premium for night work (% of hourly pay)	50	0	0	50	30	0	50	15	50	0
	Premium for work on weekly rest day (% of hourly pay)	100	0	0	50	50	50	100	150	0	50
	Major restrictions on night work?	No	No	No	Yes	No	No	No	No	Yes	No
	Major restrictions on weekly holiday work?	No	No	No	No	No	Yes	No	No	No	No
	Paid annual leave (working days) <sup>d</sup>	18.0	21.0	0.0	17.0	21.0	30.0	20.0	15.0	20.0	15.0
Difficulty of redundancy	Maximum length of probationary period (months) <sup>e</sup>	3.0	12.0	n.a.	3.0	6.0	3.0	3.0	3.0	3.0	3.0
	Dismissal due to redundancy allowed by law?	Yes	Yes	Yes	Yes	Yes	Yes	Yes	Yes	Yes	Yes
	Third-party notification if 1 worker is dismissed?	Yes	Yes	Yes	Yes	No	No	No	Yes	No	No
	Third-party approval if 1 worker is dismissed?	No	No	Yes	No	No	No	No	Yes	No	No
	Third-party notification if 9 workers are dismissed?	Yes	Yes	Yes	Yes	No	No	No	Yes	No	Yes
	Third-party approval if 9 workers are dismissed?	No	No	Yes	No	No	No	No	Yes	No	No
	Retraining or reassignment? <sup>f</sup>	Yes	No	No	No	Yes	No	No	No	Yes	No
	Priority rules for redundancies?	No	Yes	No	No	Yes	No	No	No	Yes	Yes
	Priority rules for reemployment?	No	No	No	Yes	Yes	No	No	No	No	Yes
Redundancy cost	Notice period for redundancy dismissal (weeks of salary) <sup>d</sup>	4.3	4.3	4.3	4.3	4.3	13.0	4.3	6.4	4.3	8.7
	Severance pay for redundancy dismissal (weeks of salary) <sup>d</sup>	4.3	2.1	0.0	23.1	7.2	15.1	13.0	40.7	8.7	0.0
Research questions <sup>g</sup>	Unemployment protection scheme?	Yes	No	No	Yes	No	..	Yes	Yes	Yes	No
	Health insurance for permanent employees?	Yes	Yes	No	Yes	No	..	Yes	Yes	No	Yes
	Courts or court sections specializing in labor disputes?	No	Yes	No	No	No	..	No	No	No	Yes

LABOR MARKET REGULATION DATA											
		Lesotho	Liberia	Libya	Lithuania	Luxembourg	Macedonia, FYR	Madagascar	Malawi	Malaysia	Maldives
Difficulty of hiring	Fixed-term contracts prohibited for permanent tasks?	No	No	No	No	Yes	No	Yes	Yes	No	No
	Maximum length of fixed-term contracts (months) <sup>a</sup>	No limit	No limit	48	60	24	60	24	No limit	No limit	24
	Minimum wage for a full-time worker (US\$/month) <sup>b</sup>	158.70	52.00	336.11	382.61	3,000.18	287.51	49.83	15.72	293.01	0.00
	Ratio of minimum wage to value added per worker	0.73	0.82	0.24	0.21	0.34	0.51	0.74	0.36	0.23	0.00
Rigidity of hours	50-hour workweek allowed? <sup>c</sup>	Yes	Yes	Yes	No	No	Yes	Yes	Yes	Yes	Yes
	Maximum working days per week	6.0	6.0	6.0	5.5	5.5	6.0	6.0	6.0	6.0	6.0
	Premium for night work (% of hourly pay)	0	0	0	50	0	35	30	0	0	0
	Premium for work on weekly rest day (% of hourly pay)	100	50	0	100	70	50	40	100	0	50
	Major restrictions on night work?	Yes	No	No	No	No	Yes	No	No	No	No
	Major restrictions on weekly holiday work?	No	No	No	No	Yes	No	No	No	No	No
	Paid annual leave (working days) <sup>d</sup>	12.0	16.0	30.0	20.7	25.0	20.0	24.0	18.0	13.3	30.0
Difficulty of redundancy	Maximum length of probationary period (months) <sup>e</sup>	4.0	3.0	1.0	3.0	6.0	6.0	3.0	12.0	3.0	3.0
	Dismissal due to redundancy allowed by law?	Yes	Yes	Yes	Yes	Yes	Yes	Yes	Yes	Yes	Yes
	Third-party notification if 1 worker is dismissed?	No	Yes	Yes	No	Yes	No	No	Yes	No	No
	Third-party approval if 1 worker is dismissed?	No	No	No	No	No	No	No	No	No	No
	Third-party notification if 9 workers are dismissed?	No	Yes	Yes	No	Yes	No	Yes	Yes	Yes	No
	Third-party approval if 9 workers are dismissed?	No	No	No	No	No	No	Yes	No	No	No
	Retraining or reassignment? <sup>f</sup>	No	No	No	Yes	No	No	No	No	No	No
	Priority rules for redundancies?	No	Yes	No	Yes	No	No	Yes	No	No	No
	Priority rules for reemployment?	No	Yes	No	No	Yes	No	Yes	No	No	No
Redundancy cost	Notice period for redundancy dismissal (weeks of salary) <sup>d</sup>	4.3	4.3	4.3	8.7	17.3	4.3	3.4	4.3	6.7	7.2
	Severance pay for redundancy dismissal (weeks of salary) <sup>d</sup>	10.7	21.3	11.6	15.9	4.3	8.7	8.9	12.3	17.2	0.0
Research questions <sup>g</sup>	Unemployment protection scheme?	No	No	No	Yes	Yes	Yes	Yes	..	No	No
	Health insurance for permanent employees?	Yes	Yes	Yes	No	Yes	Yes	No	..	No	No
	Courts or court sections specializing in labor disputes?	Yes	Yes	Yes	No	Yes	No	Yes	..	Yes	Yes

LABOR MARKET REGULATION DATA											
		Mali	Malta	Marshall Islands	Mauritania	Mauritius	Mexico (Mexico City)	Mexico (Monterrey)	Micronesia, Fed. Sts.	Moldova	Mongolia
Difficulty of hiring	Fixed-term contracts prohibited for permanent tasks?	Yes	No	No	No	No	Yes	Yes	No	Yes	No
	Maximum length of fixed-term contracts (months) <sup>a</sup>	72	48	No limit	24	24	No limit	No limit	No limit	No limit	No limit
	Minimum wage for a full-time worker (US\$/month) <sup>b</sup>	63.20	952.98	421.63	105.50	241.90	174.50	174.50	357.38	110.72	125.46
	Ratio of minimum wage to value added per worker	0.56	0.38	0.77	0.68	0.22	0.14	0.14	0.76	0.39	0.28
Rigidity of hours	50-hour workweek allowed? <sup>c</sup>	Yes	No	Yes	Yes	Yes	Yes	Yes	Yes	Yes	Yes
	Maximum working days per week	6.0	6.0	7.0	6.0	6.0	6.0	6.0	7.0	6.0	5.0
	Premium for night work (% of hourly pay)	0	0	0	100	0	0	0	0	50	0
	Premium for work on weekly rest day (% of hourly pay)	0	0	0	50	100	25	25	0	100	50
	Major restrictions on night work?	No	No	No	Yes	No	No	No	No	Yes	No
	Major restrictions on weekly holiday work?	No	No	No	No	No	No	No	No	Yes	No
	Paid annual leave (working days) <sup>d</sup>	22.0	24.0	0.0	18.0	17.0	12.0	12.0	0.0	20.0	16.0
Difficulty of redundancy	Maximum length of probationary period (months) <sup>e</sup>	6.0	6.0	6.0	1.0	3.0	1.0	1.0	n.a.	0.5	6.0
	Dismissal due to redundancy allowed by law?	Yes	Yes	Yes	Yes	Yes	Yes	Yes	Yes	Yes	Yes
	Third-party notification if 1 worker is dismissed?	Yes	No	No	Yes	Yes	Yes	Yes	No	Yes	No
	Third-party approval if 1 worker is dismissed?	No	No	No	No	No	Yes	Yes	No	No	No
	Third-party notification if 9 workers are dismissed?	Yes	No	No	Yes	Yes	Yes	Yes	No	Yes	No
	Third-party approval if 9 workers are dismissed?	No	No	No	No	No	Yes	Yes	No	No	No
	Retraining or reassignment? <sup>f</sup>	No	No	No	No	No	No	No	No	Yes	No
	Priority rules for redundancies?	Yes	Yes	No	Yes	No	Yes	Yes	No	Yes	No
	Priority rules for reemployment?	Yes	Yes	No	Yes	No	Yes	Yes	No	No	No
Redundancy cost	Notice period for redundancy dismissal (weeks of salary) <sup>d</sup>	4.3	7.3	0.0	4.3	4.3	0.0	0.0	0.0	8.7	4.3
	Severance pay for redundancy dismissal (weeks of salary) <sup>d</sup>	9.3	0.0	0.0	6.1	6.3	22.0	22.0	0.0	13.9	4.3
Research questions <sup>g</sup>	Unemployment protection scheme?	No	Yes	No	No	Yes	Yes	Yes	No	Yes	Yes
	Health insurance for permanent employees?	No	No	No	Yes	No	Yes	Yes	No	Yes	Yes
	Courts or court sections specializing in labor disputes?	Yes	Yes	No	Yes	Yes	Yes	Yes	No	Yes	Yes

LABOR MARKET REGULATION DATA											
		Montenegro	Morocco	Mozambique	Myanmar	Namibia	Nepal	Netherlands	New Zealand	Nicaragua	Niger
Difficulty of hiring	Fixed-term contracts prohibited for permanent tasks?	No	Yes	Yes	No	No	Yes	No	No	No	Yes
	Maximum length of fixed-term contracts (months) <sup>a</sup>	24	12	72	No limit	No limit	No limit	36	No limit	No limit	48
	Minimum wage for a full-time worker (US\$/month) <sup>b</sup>	196.66	278.46	139.33	0.00	0.00	95.03	1,036.47	1,980.93	200.12	57.18
	Ratio of minimum wage to value added per worker	0.22	0.74	1.45	0.00	0.00	0.94	0.17	0.39	0.84	0.79
Rigidity of hours	50-hour workweek allowed? <sup>c</sup>	Yes	Yes	Yes	Yes	Yes	Yes	Yes	Yes	Yes	No
	Maximum working days per week	6.0	6.0	6.0	6.0	5.5	6.0	5.5	7.0	6.0	6.0
	Premium for night work (% of hourly pay)	40	0	25	0	6	0	0	0	0	38
	Premium for work on weekly rest day (% of hourly pay)	0	0	100	100	100	50	0	0	100	0
	Major restrictions on night work?	No	No	No	No	No	No	Yes	No	Yes	No
	Major restrictions on weekly holiday work?	No	Yes	Yes	No	No	No	No	No	Yes	No
	Paid annual leave (working days) <sup>d</sup>	21.0	19.5	24.0	10.0	20.0	18.0	20.0	20.0	30.0	22.0
Difficulty of redundancy	Maximum length of probationary period (months) <sup>e</sup>	6.0	1.0	3.0	n.a.	6.0	12.0	2.0	3.0	1.0	6.0
	Dismissal due to redundancy allowed by law?	Yes	Yes	Yes	Yes	Yes	Yes	Yes	Yes	Yes	Yes
	Third-party notification if 1 worker is dismissed?	No	No	Yes	No	Yes	Yes	Yes	No	No	Yes
	Third-party approval if 1 worker is dismissed?	No	No	No	No	No	Yes	Yes	No	No	No
	Third-party notification if 9 workers are dismissed?	No	Yes	Yes	No	Yes	Yes	Yes	No	No	Yes
	Third-party approval if 9 workers are dismissed?	No	Yes	No	No	No	Yes	Yes	No	No	No
	Retraining or reassignment? <sup>f</sup>	Yes	Yes	No	No	No	No	Yes	Yes	No	Yes
	Priority rules for redundancies?	Yes	Yes	No	No	No	Yes	Yes	No	No	Yes
	Priority rules for reemployment?	No	Yes	No	No	No	Yes	No	No	No	Yes
Redundancy cost	Notice period for redundancy dismissal (weeks of salary) <sup>d</sup>	4.3	7.2	4.3	4.3	4.3	4.3	8.7	0.0	0.0	4.3
	Severance pay for redundancy dismissal (weeks of salary) <sup>d</sup>	6.9	13.5	33.2	15.9	5.3	22.9	0.0	0.0	14.9	9.7
Research questions <sup>g</sup>	Unemployment protection scheme?	Yes	No	No	..	No	No	Yes	No	No	..
	Health insurance for permanent employees?	Yes	Yes	No	Yes	No	No	No	No	Yes	No
	Courts or court sections specializing in labor disputes?	Yes	Yes	No	Yes	No	No	Yes	Yes	Yes	Yes

LABOR MARKET REGULATION DATA											
		Nigeria (Lagos)	Nigeria (Kano)	Norway	Oman	Pakistan (Karachi)	Pakistan (Lahore)	Palau	Panama	Papua New Guinea	Paraguay
Difficulty of hiring	Fixed-term contracts prohibited for permanent tasks?	No	No	Yes	No	Yes	Yes	No	Yes	No	Yes
	Maximum length of fixed-term contracts (months) <sup>a</sup>	No limit	No limit	48	No limit	9	9	No limit	12	No limit	No limit
	Minimum wage for a full-time worker (US\$/month) <sup>b</sup>	111.17	111.17	3,840.25	847.72	104.53	104.53	551.54	476.59	195.96	409.69
	Ratio of minimum wage to value added per worker	0.26	0.26	0.29	0.30	0.56	0.56	0.39	0.34	0.69	0.76
Rigidity of hours	50-hour workweek allowed? <sup>c</sup>	Yes	Yes	Yes	Yes	Yes	Yes	Yes	Yes	Yes	Yes
	Maximum working days per week	6.0	6.0	6.0	5.0	6.0	6.0	7.0	6.0	6.0	6.0
	Premium for night work (% of hourly pay)	0	0	0	50	0	0	0	13	0	30
	Premium for work on weekly rest day (% of hourly pay)	0	0	0	100	100	100	0	50	0	100
	Major restrictions on night work?	No	No	Yes	Yes	No	No	No	No	No	Yes
	Major restrictions on weekly holiday work?	No	No	Yes	No	Yes	Yes	No	Yes	No	No
	Paid annual leave (working days) <sup>d</sup>	6.0	6.0	21.0	22.0	14.0	14.0	0.0	22.0	11.0	20.0
Difficulty of redundancy	Maximum length of probationary period (months) <sup>e</sup>	3.0	3.0	6.0	3.0	3.0	3.0	n.a.	3.0	n.a.	1.0
	Dismissal due to redundancy allowed by law?	Yes	Yes	Yes	Yes	Yes	Yes	Yes	Yes	Yes	Yes
	Third-party notification if 1 worker is dismissed?	No	No	No	No	No	No	No	Yes	No	Yes
	Third-party approval if 1 worker is dismissed?	No	No	No	No	No	No	No	Yes	No	Yes
	Third-party notification if 9 workers are dismissed?	Yes	Yes	No	No	No	No	No	Yes	No	Yes
	Third-party approval if 9 workers are dismissed?	No	No	No	No	No	No	No	Yes	No	Yes
	Retraining or reassignment? <sup>f</sup>	No	No	Yes	No	Yes	Yes	No	No	No	No
	Priority rules for redundancies?	Yes	Yes	Yes	No	Yes	Yes	No	Yes	No	No
	Priority rules for reemployment?	No	No	Yes	No	Yes	Yes	No	No	No	Yes
Redundancy cost	Notice period for redundancy dismissal (weeks of salary) <sup>d</sup>	3.2	3.2	8.7	4.3	4.3	4.3	0.0	0.0	3.3	7.5
	Severance pay for redundancy dismissal (weeks of salary) <sup>d</sup>	12.2	12.2	0.0	0.0	22.9	22.9	0.0	18.1	9.2	18.6
Research questions <sup>g</sup>	Unemployment protection scheme?	No	No	Yes	No	No	No	No	No	No	No
	Health insurance for permanent employees?	No	Yes	No	Yes	No	No	No	No	No	Yes
	Courts or court sections specializing in labor disputes?	Yes	Yes	No	No	Yes	Yes	No	Yes	..	Yes



LABOR MARKET REGULATION DATA											
		Peru	Philippines	Poland	Portugal	Puerto Rico (U.S.)	Qatar	Romania	Russian Federation (Moscow)	Russian Federation (St. Petersburg)	Rwanda
Difficulty of hiring	Fixed-term contracts prohibited for permanent tasks?	Yes	No	No	Yes	No	No	Yes	Yes	Yes	No
	Maximum length of fixed-term contracts (months) <sup>a</sup>	60	No limit	No limit	66	No limit	No limit	60	60	60	No limit
	Minimum wage for a full-time worker (US\$/month) <sup>b</sup>	275.86	304.93	535.52	754.09	1,233.43	0.00	251.28	390.11	274.56	0.00
	Ratio of minimum wage to value added per worker	0.34	0.69	0.35	0.29	0.51	0.00	0.23	0.24	0.17	0.00
Rigidity of hours	50-hour workweek allowed? <sup>c</sup>	Yes	Yes	Yes	Yes	Yes	Yes	Yes	Yes	Yes	Yes
	Maximum working days per week	6.0	6.0	5.5	6.0	7.0	6.0	5.0	6.0	6.0	6.0
	Premium for night work (% of hourly pay)	35	10	20	25	0	0	25	20	20	0
	Premium for work on weekly rest day (% of hourly pay)	100	30	100	50	100	0	100	100	100	0
	Major restrictions on night work?	No	No	No	No	No	No	No	No	No	No
	Major restrictions on weekly holiday work?	No	No	No	Yes	No	No	No	Yes	Yes	No
	Paid annual leave (working days) <sup>d</sup>	13.0	5.0	22.0	22.0	15.0	22.0	20.0	22.0	22.0	19.3
Difficulty of redundancy	Maximum length of probationary period (months) <sup>e</sup>	3.0	6.0	3.0	3.0	3.0	6.0	3.0	3.0	3.0	6.0
	Dismissal due to redundancy allowed by law?	Yes	Yes	Yes	Yes	Yes	Yes	Yes	Yes	Yes	Yes
	Third-party notification if 1 worker is dismissed?	Yes	Yes	No	Yes	No	No	No	Yes	Yes	Yes
	Third-party approval if 1 worker is dismissed?	Yes	No	No	No	No	No	No	No	No	No
	Third-party notification if 9 workers are dismissed?	Yes	Yes	No	Yes	No	No	No	Yes	Yes	Yes
	Third-party approval if 9 workers are dismissed?	Yes	No	No	No	No	No	No	No	No	No
	Retraining or reassignment? <sup>f</sup>	No	No	Yes	Yes	No	No	Yes	Yes	Yes	No
	Priority rules for redundancies?	No	Yes	Yes	No	Yes	No	Yes	Yes	Yes	Yes
	Priority rules for reemployment?	Yes	No	Yes	Yes	Yes	No	Yes	No	No	No
Redundancy cost	Notice period for redundancy dismissal (weeks of salary) <sup>d</sup>	0.0	4.3	10.1	7.9	0.0	7.2	4.0	8.7	8.7	4.3
	Severance pay for redundancy dismissal (weeks of salary) <sup>d</sup>	11.4	23.1	8.7	9.1	0.0	16.0	0.0	8.7	8.7	8.7
Research questions <sup>g</sup>	Unemployment protection scheme?	No	No	Yes	Yes	Yes	No	Yes	Yes	Yes	No
	Health insurance for permanent employees?	Yes	Yes	No	No	No	Yes	Yes	Yes	Yes	No
	Courts or court sections specializing in labor disputes?	Yes	Yes	Yes	Yes	No	Yes	Yes	No	No	Yes

LABOR MARKET REGULATION DATA											
		Samoa	San Marino	São Tomé and Príncipe	Saudi Arabia	Senegal	Serbia	Seychelles	Sierra Leone	Singapore	Slovak Republic
Difficulty of hiring	Fixed-term contracts prohibited for permanent tasks?	No	Yes	Yes	No	Yes	Yes	Yes	Yes	No	No
	Maximum length of fixed-term contracts (months) <sup>a</sup>	No limit	18	36	No limit	24	12	No limit	No limit	No limit	24
	Minimum wage for a full-time worker (US\$/month) <sup>b</sup>	178.65	2,836.26	0.00	0.00	189.28	232.46	421.86	4.46	0.00	470.54
	Ratio of minimum wage to value added per worker	0.36	0.41	0.00	0.00	1.14	0.34	0.28	0.04	0.00	0.23
Rigidity of hours	50-hour workweek allowed? <sup>c</sup>	Yes	Yes	No	Yes	Yes	Yes	Yes	Yes	Yes	Yes
	Maximum working days per week	6.0	6.0	6.0	6.0	6.0	6.0	6.0	5.0	6.0	6.0
	Premium for night work (% of hourly pay)	0	35	25	0	38	26	0	15	0	20
	Premium for work on weekly rest day (% of hourly pay)	100	0	100	50	0	26	100	100	100	0
	Major restrictions on night work?	No	No	No	No	No	No	No	No	No	No
	Major restrictions on weekly holiday work?	Yes	No	Yes	Yes	Yes	No	No	No	No	No
	Paid annual leave (working days) <sup>d</sup>	10.0	26.0	26.0	20.7	24.3	20.0	21.0	21.3	10.7	25.0
Difficulty of redundancy	Maximum length of probationary period (months) <sup>e</sup>	3.0	1.6	1.0	3.0	2.0	6.0	6.0	n.a.	6.0	3.0
	Dismissal due to redundancy allowed by law?	Yes	Yes	Yes	Yes	Yes	Yes	Yes	Yes	Yes	Yes
	Third-party notification if 1 worker is dismissed?	No	Yes	Yes	No	Yes	No	Yes	Yes	No	Yes
	Third-party approval if 1 worker is dismissed?	No	Yes	Yes	No	No	No	Yes	No	No	No
	Third-party notification if 9 workers are dismissed?	No	Yes	Yes	No	Yes	No	Yes	Yes	No	Yes
	Third-party approval if 9 workers are dismissed?	No	Yes	Yes	No	No	No	Yes	No	No	No
	Retraining or reassignment? <sup>f</sup>	No	No	No	No	No	Yes	No	Yes	No	Yes
	Priority rules for redundancies?	No	Yes	No	No	Yes	No	No	Yes	No	No
	Priority rules for reemployment?	No	Yes	Yes	No	Yes	Yes	No	Yes	No	No
Redundancy cost	Notice period for redundancy dismissal (weeks of salary) <sup>d</sup>	3.3	0.0	4.3	4.3	4.3	0.0	4.3	8.7	3.0	11.6
	Severance pay for redundancy dismissal (weeks of salary) <sup>d</sup>	0.0	0.0	26.0	15.2	10.5	7.7	7.6	69.6	0.0	7.2
Research questions <sup>g</sup>	Unemployment protection scheme?	No	Yes	No	No	No	Yes	No	No	No	Yes
	Health insurance for permanent employees?	No	Yes	No	Yes	Yes	Yes	No	Yes	No	Yes
	Courts or court sections specializing in labor disputes?	No	No	No	Yes	Yes	No	Yes	Yes	Yes	No

LABOR MARKET REGULATION DATA											
		Slovenia	Solomon Islands	South Africa	South Sudan	Spain	Sri Lanka	St. Kitts and Nevis	St. Lucia	St. Vincent and the Grenadines	Sudan
Difficulty of hiring	Fixed-term contracts prohibited for permanent tasks?	Yes	No	Yes	No	Yes	No	No	No	No	No
	Maximum length of fixed-term contracts (months) <sup>a</sup>	24	No limit	No limit	48	12	No limit	No limit	24	No limit	48
	Minimum wage for a full-time worker (US\$/month) <sup>b</sup>	1,054.91	120.22	336.46	0.00	1,140.02	83.03	517.48	0.00	239.96	82.42
	Ratio of minimum wage to value added per worker	0.38	0.51	0.36	0.00	0.31	0.21	0.30	0.00	0.30	0.49
Rigidity of hours	50-hour workweek allowed? <sup>c</sup>	Yes	Yes	Yes	Yes	Yes	Yes	Yes	Yes	Yes	Yes
	Maximum working days per week	6.0	6.0	6.0	6.0	5.5	5.5	7.0	6.0	6.0	6.0
	Premium for night work (% of hourly pay)	75	0	0	0	25	0	0	0	0	0
	Premium for work on weekly rest day (% of hourly pay)	50	0	100	0	0	0	0	150	0	0
	Major restrictions on night work?	No	No	Yes	No	Yes	Yes	No	No	No	No
	Major restrictions on weekly holiday work?	No	No	No	No	No	No	No	No	No	No
	Paid annual leave (working days) <sup>d</sup>	21.0	15.0	15.0	23.3	22.0	14.0	14.0	21.0	18.7	23.3
Difficulty of redundancy	Maximum length of probationary period (months) <sup>e</sup>	6.0	6.0	n.a.	3.0	2.0	6.0	3.0	3.0	6.0	3.0
	Dismissal due to redundancy allowed by law?	Yes	Yes	Yes	Yes	Yes	Yes	Yes	Yes	Yes	Yes
	Third-party notification if 1 worker is dismissed?	No	Yes	Yes	Yes	Yes	Yes	No	Yes	No	Yes
	Third-party approval if 1 worker is dismissed?	No	No	No	Yes	No	Yes	No	No	No	Yes
	Third-party notification if 9 workers are dismissed?	No	Yes	Yes	Yes	Yes	Yes	No	Yes	Yes	Yes
	Third-party approval if 9 workers are dismissed?	No	No	No	Yes	No	Yes	No	No	No	Yes
	Retraining or reassignment? <sup>f</sup>	Yes	No	Yes	No	No	No	No	No	No	No
	Priority rules for redundancies?	Yes	No	No	No	No	Yes	No	No	No	No
	Priority rules for reemployment?	No	No	No	No	No	No	Yes	No	Yes	No
Redundancy cost	Notice period for redundancy dismissal (weeks of salary) <sup>d</sup>	5.3	4.3	4.0	4.3	2.1	4.3	8.7	3.7	4.0	4.3
	Severance pay for redundancy dismissal (weeks of salary) <sup>d</sup>	5.3	10.7	5.3	21.7	15.2	54.2	0.0	9.3	10.0	21.7
Research questions <sup>g</sup>	Unemployment protection scheme?	Yes	No	Yes	No	Yes	No	..	No	No	No
	Health insurance for permanent employees?	Yes	No	No	Yes	Yes	No	No	Yes	No	Yes
	Courts or court sections specializing in labor disputes?	Yes	..	Yes	No	Yes	Yes	No	No	Yes	Yes



LABOR MARKET REGULATION DATA											
		Togo	Tonga	Trinidad and Tobago	Tunisia	Turkey	Uganda	Ukraine	United Arab Emirates	United Kingdom	United States (New York City)
Difficulty of hiring	Fixed-term contracts prohibited for permanent tasks?	Yes	No	No	No	Yes	No	Yes	No	No	No
	Maximum length of fixed-term contracts (months) <sup>a</sup>	48	No limit	No limit	48	No limit	No limit	No limit	No limit	No limit	No limit
	Minimum wage for a full-time worker (US\$/month) <sup>b</sup>	107.20	0.00	337.80	280.46	569.33	2.14	147.69	0.00	1,371.67	1,379.37
	Ratio of minimum wage to value added per worker	1.34	0.00	0.18	0.54	0.42	0.02	0.32	0.00	0.27	0.21
Rigidity of hours	50-hour workweek allowed? <sup>c</sup>	Yes	Yes	Yes	Yes	Yes	Yes	No	Yes	Yes	Yes
	Maximum working days per week	6.0	6.0	6.0	6.0	6.0	6.0	5.5	6.0	6.0	6.0
	Premium for night work (% of hourly pay)	200	0	0	0	0	0	20	0	0	0
	Premium for work on weekly rest day (% of hourly pay)	65	0	100	100	100	0	100	50	0	0
	Major restrictions on night work?	No	No	No	No	Yes	No	No	No	No	No
	Major restrictions on weekly holiday work?	No	Yes	No	No	No	No	Yes	Yes	No	No
	Paid annual leave (working days) <sup>d</sup>	30.0	0.0	10.0	13.0	18.0	21.0	18.0	26.0	28.0	0.0
Difficulty of redundancy	Maximum length of probationary period (months) <sup>e</sup>	6.0	6.0	6.0	12.0	2.0	12.0	1.0	6.0	6.0	3.0
	Dismissal due to redundancy allowed by law?	Yes	Yes	Yes	Yes	Yes	Yes	Yes	Yes	Yes	Yes
	Third-party notification if 1 worker is dismissed?	Yes	No	No	Yes	No	No	Yes	No	No	No
	Third-party approval if 1 worker is dismissed?	No	No	No	Yes	No	No	No	No	No	No
	Third-party notification if 9 workers are dismissed?	Yes	No	Yes	Yes	No	No	Yes	No	No	No
	Third-party approval if 9 workers are dismissed?	No	No	No	Yes	No	No	No	No	No	No
	Retraining or reassignment? <sup>f</sup>	No	No	No	Yes	No	No	Yes	No	No	No
	Priority rules for redundancies?	Yes	No	Yes	Yes	No	No	Yes	No	No	No
	Priority rules for reemployment?	Yes	No	No	Yes	Yes	No	Yes	No	No	No
Redundancy cost	Notice period for redundancy dismissal (weeks of salary) <sup>d</sup>	4.3	0.0	6.4	4.3	6.7	8.7	8.7	4.3	5.3	0.0
	Severance pay for redundancy dismissal (weeks of salary) <sup>d</sup>	8.8	0.0	14.1	7.8	23.1	0.0	4.3	0.0	4.0	0.0
Research questions <sup>g</sup>	Unemployment protection scheme?	No	No	No	No	Yes	No	Yes	No	Yes	Yes
	Health insurance for permanent employees?	No	Yes	No	Yes	Yes	No	No	Yes	Yes	No
	Courts or court sections specializing in labor disputes?	Yes	No	Yes	Yes	Yes	No	No	Yes	Yes	No

LABOR MARKET REGULATION DATA											
		United States (Los Angeles)	Uruguay	Uzbekistan	Vanuatu	Venezuela, RB <sup>b</sup>	Vietnam	West Bank and Gaza	Yemen, Rep.	Zambia	Zimbabwe
Difficulty of hiring	Fixed-term contracts prohibited for permanent tasks?	No	Yes	Yes	No	Yes	No	No	No	No	No
	Maximum length of fixed-term contracts (months) <sup>a</sup>	No limit	No limit	60	No limit	24	72	24	No limit	No limit	No limit
	Minimum wage for a full-time worker (US\$/month) <sup>b</sup>	1,379.37	610.92	44.88	326.14	622.25	123.02	384.62	87.33	292.99	255.49
	Ratio of minimum wage to value added per worker	0.21	0.31	0.19	0.74	0.39	0.60	1.58	0.45	1.21	2.11
Rigidity of hours	50-hour workweek allowed? <sup>c</sup>	Yes	Yes	Yes	Yes	Yes	Yes	Yes	Yes	Yes	Yes
	Maximum working days per week	6.0	6.0	6.0	6.0	5.0	6.0	6.0	6.0	5.5	6.0
	Premium for night work (% of hourly pay)	0	0	50	0	30	30	0	15	4	0
	Premium for work on weekly rest day (% of hourly pay)	0	100	100	50	50	0	150	100	100	0
	Major restrictions on night work?	No	No	Yes	No	Yes	No	Yes	No	No	Yes
	Major restrictions on weekly holiday work?	No	No	No	No	Yes	No	Yes	No	No	No
	Paid annual leave (working days) <sup>d</sup>	0.0	21.0	15.0	17.0	19.3	13.0	12.0	30.0	24.0	22.0
Difficulty of redundancy	Maximum length of probationary period (months) <sup>e</sup>	3.0	n.a.	3.0	6.0	1.0	1.0	6.0	6.0	n.a.	3.0
	Dismissal due to redundancy allowed by law?	Yes	Yes	Yes	Yes	No	Yes	Yes	Yes	Yes	Yes
	Third-party notification if 1 worker is dismissed?	No	No	No	No	n.a.	No	Yes	Yes	Yes	Yes
	Third-party approval if 1 worker is dismissed?	No	No	No	No	n.a.	No	No	No	No	Yes
	Third-party notification if 9 workers are dismissed?	No	No	Yes	No	n.a.	Yes	Yes	Yes	Yes	Yes
	Third-party approval if 9 workers are dismissed?	No	No	No	No	n.a.	Yes	No	No	No	Yes
	Retraining or reassignment? <sup>f</sup>	No	No	Yes	No	n.a.	Yes	No	No	No	Yes
	Priority rules for redundancies?	No	No	Yes	No	n.a.	No	No	No	No	No
	Priority rules for reemployment?	No	No	No	No	n.a.	No	No	Yes	No	No
Redundancy cost	Notice period for redundancy dismissal (weeks of salary) <sup>d</sup>	0.0	0.0	8.7	9.3	n.a.	0.0	4.3	4.3	4.3	13.0
	Severance pay for redundancy dismissal (weeks of salary) <sup>d</sup>	0.0	20.8	8.7	23.1	n.a.	24.6	23.1	23.1	46.2	69.3
Research questions <sup>g</sup>	Unemployment protection scheme?	Yes	Yes	Yes	No	Yes	Yes	No	..	No	No
	Health insurance for permanent employees?	No	No	No	No	No	Yes	No	No	No	No
	Courts or court sections specializing in labor disputes?	No	Yes	No	No	Yes	No	No	Yes	Yes	Yes

a. Including renewals.

b. Economies for which 0.00 is shown have no minimum wage in the private sector.

c. For 2 months a year in case of a seasonal increase in production.

d. Average for workers with 1, 5 and 10 years of tenure.

e. Some answers are not applicable (n.a.) for economies in which there is no statutory provision for a probationary period.

f. Whether compulsory before redundancy.

g. No Doing Business data are available (..) for some economies.

h. Some answers are not applicable (n.a.) for economies where dismissal due to redundancy is disallowed.

Source: Doing Business database.



## Acknowledgments

Data collection and analysis for *Doing Business 2015* were conducted by a team led by Rita Ramalho (Manager, Doing Business) under the general direction of Augusto Lopez-Claros (Director, Global Indicators Group, Development Economics). Overall guidance for the preparation of the report was provided by Kaushik Basu, Senior Vice President and Chief Economist of the World Bank. The project was managed with the support of Adrian Gonzalez and Hulya Ulku. Other team members included Nadine Abi Chakra, Jean Arlet, Iana Ashchian, Iryna Bilotserkivska, Erica Bosio, Jiyeon Chang, Edgar Chavez, Maya Choueiri, Catrice Christ, Santiago Croci Downes, Salima Daadouche, Baria Nabil Daye, Christian De la Medina Soto, Marie Lily Delion, Laura Diniz, Caroline Frontigny, Paula Garcia Serna, Dorina Georgieva, Anushavan Hambarzumyan, Michelle-Christine Hanf, Volha Hrytskevich, Joyce Ibrahim, Nan (Charlotte) Jiang, Hervé Kaddoura, Klaus Koch Saldarriaga, Olena Koltko, Magdalini Konidari, Roman Kononenko, Demetris Kouris, Khrystyna Kushnir, Joy Lahoud, Fernanda Maretto de Barros, Betty Mensah, Frédéric Meunier, Joanna Nasr, Marie-Jeanne Ndiaye, Nadia Novik, Jiawen Pan, María Antonia Quesada Gámez, Parvina Rakhimova, Morgann Courtney Reeves, Julie Ryan, Valentina Saltane, Tanya Maria Santillan, Ana Maria Santillana Farakos, Melissa Scanlan, Ella Shagabutdinova, Jayashree Srinivasan, Brandon Thompson, Julien Vilquin, Matthew Williger, Marilyn Youbi, Inés Zabalbeitia Múgica and Yasmin Zand.

Garam Al Kastalani-Dexter, Clemente Avila Para, Mario Lucio Carvalho Nascimento, Rong Chen, Sarah Fakhry, Nadine Ghobrial, Hernando Grueso Hurtado, Papa Gyan-Baffour, Sameh Hassan, Maisha Hyman, Wasiq Ismail, Maksym Markevych, Yuliya Neyman, Nicole Frances Ntungire, Marilyn Ryan, Katrin Schulz, Paula Tavares, Augusto Uribe Bello, Anna Xue Gu and Sonia Zahkarenko assisted in the months before publication. The team would especially like to acknowledge the comments and support of Indermit Gill and Melissa Johns.

The online service of the *Doing Business* database is managed by Andres Baquero Franco, Varun Doiphode, Arun Chakravarthi Nageswaran, Kunal Patel, Mohan Pathapati, Vinod Thottikkatu and Hashim Zia and was under the direction of Preeti Endlaw. The *Doing Business 2015* outreach strategy is executed by a communications team led by Nadine Ghannam and including Hyun Kyong Lee and Sushmitha Malini Narsiah, with support from Merrell Tuck-Primdahl and World Bank Group communications colleagues around the world.

The team is grateful for the valuable comments provided by colleagues in the World Bank Group (both on the draft report and on the changes in the methodology) and outside the World Bank Group (on the changes in the methodology) and for the guidance provided by World Bank Group Executive Directors. The team would especially like to acknowledge the comments and guidance

of Aart C. Kraay. Comments were also received from Gavin Adlington, Gabi George Afram, Ahmad Ahsan, Sultan Ibrahim Alakraf, Alejandro Alvarez de la Campa, Inger Andersen, Mihasonirina Andrianaivo, Vadim Andropov, Pedro Antmann, Antonia Custance Baker, Luca Bandiera, Sudeshna Ghosh Banerjee, Najy Benhassine, Alexander Berg, Sanford Berg, Anna M. Bjerde, Genevieve Boyreau, Frédéric Bustelo, Cesar Calderon, Enrico Campagnoli, Cesar Chaparro Yedro, Constantine Chikosi, Julian Latimer Clarke, Edward Cook, Lucia Cordero Ledergerber, Monique Courchesne, Fernando Dancausa Diaz, Jean-Paul Decorps, Klaus Deininger, Pasquale Di Benedetto, Raian Divanbeigi, Julia Doherty, Omniah Ebeid, Alejandro Espinosa-Wang, Jorge Familiar Calderon, Francisco H. G. Ferreira, Penelope Fidas, Vivien Foster, Jose Garrido, Tania Ghossein, Willy Giacchino, Raluca Golumbeanu, Flavio Gonzaga, David Michael Gould, Heike Gramckow, Tim Green, Cemile Hacibeyoglu, Iva Hamel, Carl Patrick Hanlon, Caroline Heider, Vivian Y. N. Hon, Thea Hilhorst, Neville Howlett, Lin Huang, Alex Hunt, Giuseppe Iarossi, Yoichiro Ishihara, Sebastian S. James, Kaliga Karuretwa, Sunita Kikeri, Markus Kitzmuller, Frederick Krimgold, Arvo Kuddo, Peter Ladegaard, Pascal Lalande, Tony Lamb, Philippe Le Houérou, Anne-Marie Leroy, Jeffrey

D. Lewis, Wendy Liberante, Jonathan Lindsay, Jean Michel Lobet, Gladys Lopez-Acevedo, Jose Lopez Calix, Antony Lythgoe, Oscar Madeddu, Mahamoud Magassouba, Andres Martinez, Martin Melecky, Eva Maria Melis, Antonia Menezes, Julian S. Messina Granovsky, Irit Mevorach, Tramor Mici, Andrei Mikhnev, Nina Pavlova Mocheva, Maria Paulina Mogollón, Komal Mohindra, Alejandro Moreno, Tim Moss, Thomas Moullier, Cyril Muller, Nataliya Mylenko, Emmanuel Noubissie Ngankam, Cecile Niang, Nicolas Nogueroles, Odile Obled, Nuria de Oca, Corey O'Hara, Junko Oikawa, Alice Ouedraogo, Madalina Papahagi, Axel R. Peuker, Duc Minh Pham, Nadia Fernanda Piffaretti, Tanya Primiani, Alban Pruthi, Claudio M. Radaelli, Martin Rama, Colin Ewell Wesley Raymond, Melissa Rekas, Paolo Ridolfi, David Robalino, Pilar Salgado Otonel, Pilar Sanchez-Bella, Apurva Sanghi, Massimiliano Santini, Hans Schrader, Jordan Z. Schwartz, Sarmad Shaikh, Katrina Sharkey, Sudhir Shetty, Sylvia Solf, Victoria Stanley, Jevgenijs Steinbuks, Adrian Stone, Jennifer Stradtman, Vinaya Swaroop, Vijay Srinivas Tata, Govinda R. Timilsina, Hans Timmer, Marianne Tissier, Alain Traore, Moussa Traoré, Mahesh Uttamchandani, Maria Vagliasindi, Joachim Von Amsberg, George Waggot, Wendy Werner, Everett Theodore Wohlers, Sau Wong,

Alessio Zanelli, Stephane Zecevic and members of the Working Party on Land Administration (United Nations Economic Commission for Europe).

The paying taxes project was conducted in collaboration with PwC, led by Stefan Weeghel.

Alison Strong edited the manuscript. Corporate Visions, Inc. designed the report and the graphs.

*Doing Business* would not be possible without the expertise and generous input of a network of more than 10,700 local partners, including legal experts, business consultants, accountants, freight forwarders, government officials and other professionals routinely administering or advising on the relevant legal and regulatory requirements in the 189 economies covered. Contact details for local partners are available on the *Doing Business* website at <http://www.doingbusiness.org>.

The names of the local partners wishing to be acknowledged individually are listed below. The global and regional contributors listed are firms that have completed multiple questionnaires in their various offices around the world.



**GLOBAL CONTRIBUTORS**

ADVOCATES FOR INTERNATIONAL DEVELOPMENT  
 ALLEN & OVERY LLP  
 AMERICAN BAR ASSOCIATION, SECTION OF INTERNATIONAL LAW  
 ASHURST LLP  
 BAKER & MCKENZIE  
 CLEARY GOTTlieb STEEN & HAMILTON LLP  
 DELOITTE  
 DLA PIPER  
 ERNST & YOUNG  
 IUS LABORIS, ALLIANCE OF LABOR, EMPLOYMENT, BENEFITS AND PENSIONS LAW FIRMS  
 KPMG  
 LAW SOCIETY OF ENGLAND AND WALES  
 LEX MUNDI, ASSOCIATION OF INDEPENDENT LAW FIRMS  
 MAYER BROWN  
 PANALPINA  
 PWC<sup>1</sup>  
 RUSSELL BEDFORD INTERNATIONAL  
 SDV INTERNATIONAL LOGISTICS

**REGIONAL CONTRIBUTORS**

A.P. MOLLER-MAERSK GROUP  
 ASSOCIATION OF CONSUMER CREDIT INFORMATION SUPPLIERS (ACCIS)  
 CABINET JOHN W. FFOOKS & CO.  
 CMS LEGAL  
 COLIBRI LAW FIRM  
 DENTONS  
 DFDL  
 GIDE LOYRETTE NOUËL, MEMBER OF LEX MUNDI  
 GRATA LAW FIRM  
 MIRANDA CORREIA AMENDEOIRA & ASSOCIADOS  
 RAPOSO BERNARDO & ASSOCIADOS  
 SORAINEN  
 TALAL ABU-GHAZALEH LEGAL (TAG-LEGAL)  
 TRANSUNION INTERNATIONAL

**AFGHANISTAN**

Farsheed Abdul-Rahman  
 LAW OFFICES OF A. RAHMAN  
 RAHMIGHIYASA - ATTORNEYS  
 AND AGENTS  
 Taqi Ahmad  
 A.F. FERGUSON & CO.,  
 CHARTERED ACCOUNTANTS,  
 A MEMBER FIRM OF PWC  
 NETWORK  
 Hassib Ahmad Amiry  
 MINISTRY OF COMMERCE AND  
 INDUSTRY  
 Mirwais Alami  
 DA AFGHANISTAN BRESHNA  
 SHERKAT  
 Bilal Alsamarrai  
 RIZVI, ISA, AFRIDI AND ANGELL  
 Ziaullah Astana  
 AFGHAN LAND CONSULTING  
 ORGANIZATION (ALCO)  
 Joshua Atkinson  
 MBC CONSTRUCTION

Shaheryar Aziz  
 A.F. FERGUSON & CO.,  
 CHARTERED ACCOUNTANTS,  
 A MEMBER FIRM OF PWC  
 NETWORK  
 Maghar Bangash  
 RIZVI, ISA, AFRIDI AND ANGELL  
 Nadia Bagidwal  
 MINISTRY OF FINANCE  
 Suleman Fatimie  
 AFGHANISTAN FINANCIAL  
 SERVICES, LLC  
 Amanda Galton  
 ORRICK, HERRINGTON &  
 SUTCLIFFE LLP  
 Abdul Wassay Haqiqi  
 HAQIQI AUDITING & CONSULTING  
 CO.  
 Saduddin Hagja  
 AFGHAN UNITED BANK  
 Rashid Ibrahim  
 A.F. FERGUSON & CO.,  
 CHARTERED ACCOUNTANTS,  
 A MEMBER FIRM OF PWC  
 NETWORK

Sangar Kakar  
 AFGHANISTAN HOLDING GROUP  
 Ahmad Jawid Karimgada  
 KABUL MUNICIPALITY  
 Wisal Khan  
 LEGAL ORACLES  
 Mohammed Masood Khwaja  
 DA AFGHANISTAN BRESHNA  
 SHERKAT  
 Gaurav Lekh Raj Kukreja  
 AFGHAN CONTAINER  
 TRANSPORT COMPANY  
 Tali Mohammad  
 AFGHANISTAN INVESTMENT  
 SUPPORT AGENCY  
 Siddiqullah Mujaddidi  
 AFGHANISTAN INVESTMENT  
 SUPPORT AGENCY  
 Abdul Naser Nagari  
 MINISTRY OF AGRICULTURE  
 Shekeeb Nessar  
 DA AFGHANISTAN BRESHNA  
 SHERKAT  
 Gul Pacha  
 AFGHANISTAN INVESTMENT  
 SUPPORT AGENCY  
 Tamsil Rashid  
 AFGHANISTAN INTERNATIONAL  
 BANK  
 Abdul Rahim Saeedi  
 MINISTRY OF COMMERCE AND  
 INDUSTRY  
 Zahid Safi  
 RIZVI, ISA, AFRIDI AND ANGELL  
 Khalil Sediq  
 AFGHANISTAN INTERNATIONAL  
 BANK  
 Saeeq Shajjan  
 SHAJJAN & ASSOCIATES  
 Mohammad Ibrahim Shams  
 AFGHANISTAN INVESTMENT  
 SUPPORT AGENCY  
 Asiyah Sharifi  
 AFGHANISTAN FINANCIAL  
 SERVICES, LLC  
 Sharifullah Shirzad  
 DA AFGHANISTAN BANK  
 Haris Syed Raza  
 GERRY'S DNATA (PVT.) LTD.  
 Mariam Waqar  
 RIZVI, ISA, AFRIDI AND ANGELL  
 Najibullah Wardak  
 MINISTRY OF FINANCE  
 Abdul Rahman Watanwal  
 MBC CONSTRUCTION  
 Mohammadi Khan Yaqoobi  
 DA AFGHANISTAN BANK  
 Mohammad Zarif  
 KABUL MUNICIPALITY  
 Zmarak Zhouand  
 AFGHANISTAN LAWYERS  
 INTERNATIONAL  
**ALBANIA**  
 WOLF THEISS  
 Iris Ago  
 ABKONS  
 Marsida Agolli  
 ABKONS

Anjola Aliqj  
 OPTIMA LEGAL AND FINANCIAL  
 Artur Asllani  
 TONUCCI & PARTNERS  
 Sabina Baboci  
 KALO & ASSOCIATES  
 Indrit Banka  
 BANK OF ALBANIA  
 Redjan Basha  
 ABKONS  
 Ledia Beçi  
 HOXHA, MEMI & HOXHA  
 Jonida Beqiri  
 DRAKOPOULOS LAW FIRM  
 Juna Bogdo  
 BANK OF ALBANIA  
 Artan Bogo  
 BOZO & ASSOCIATES LAW FIRM  
 Jori Bregasi  
 HOXHA, MEMI & HOXHA  
 Denada Breshanaj  
 ABKONS  
 Alban Caushi  
 KALO & ASSOCIATES  
 Elfrida Cuku  
 KALO & ASSOCIATES  
 Ina Curri  
 PWC ALBANIA  
 Ilir Daci  
 OPTIMA LEGAL AND FINANCIAL  
 Erinda Duraj  
 BOZO & ASSOCIATES LAW FIRM  
 Sokol Elmagaj  
 BOGA & ASSOCIATES TIRANA  
 Alba Fagu  
 BANK OF ALBANIA  
 Lisjana Fusha  
 ALB BB AUDITING SHPK -  
 CORRESPONDENT OF RUSSELL  
 BEDFORD INTERNATIONAL  
 Lorena Gega  
 PWC ALBANIA  
 Aurela Gjokutaj  
 AL-TAX CENTER  
 Ermira Gjoncaj  
 KUEHNE + NAGEL LTD.  
 Valbona Gjonçari  
 BOGA & ASSOCIATES TIRANA  
 Shirli Gorenca  
 KALO & ASSOCIATES  
 Mateo Gosnishti  
 ALB BB AUDITING SHPK -  
 CORRESPONDENT OF RUSSELL  
 BEDFORD INTERNATIONAL  
 Arta Gurabardhi  
 ABKONS  
 Shpati Hoxha  
 HOXHA, MEMI & HOXHA  
 Elona Hoxhaj  
 BOGA & ASSOCIATES TIRANA  
 Xhet Hushi  
 KALO & ASSOCIATES  
 Ilir Johollari  
 HOXHA, MEMI & HOXHA  
 Endri Jorgoni  
 KALO & ASSOCIATES  
 Miranda Kapllani  
 BENIMPEX & CO.

Avenir Kika  
 KIKA SH.P.K  
 Erlind Kodhelaj  
 BOGA & ASSOCIATES TIRANA  
 Jonela Kuro  
 DRAKOPOULOS LAW FIRM  
 Fatmir Lacej  
 FATMIR LACEJ NOTARY PUBLIC  
 Rudi Laze  
 BOZO & ASSOCIATES LAW FIRM  
 Renata Leka  
 BOGA & ASSOCIATES TIRANA  
 Besnik Leskaj  
 ABKONS  
 Ekflodia Leskaj  
 DRAKOPOULOS LAW FIRM  
 Loreta Loli  
 ALBAKONTROLL  
 Marvin Mborja  
 BOGA & ASSOCIATES TIRANA  
 Andi Memi  
 HOXHA, MEMI & HOXHA  
 Aigest Milo  
 KALO & ASSOCIATES  
 Sabina Pasholli  
 AVANNITVE CONSULTING SH.P.K  
 Loreta Peci  
 PWC ALBANIA  
 Merita Qato  
 OFFICE OF REGISTRATION OF  
 IMMOVABLE PROPERTY  
 Laura Qorlaze  
 AVANNITVE CONSULTING SH.P.K  
 Lorian Robo  
 KALO & ASSOCIATES  
 Mimoga Sadushaj  
 MIMOZA SADUSHAJ  
 Ergis Sefa  
 ERG MANAGERIAL  
 Ardjana Shehi  
 KALO & ASSOCIATES  
 Alban Shehri  
 ALBAKONTROLL  
 Majlinda Sulstarova  
 TONUCCI & PARTNERS  
 Besa Tauqi  
 BOGA & ASSOCIATES TIRANA  
 Ketrin Topçiu  
 BOZO & ASSOCIATES LAW FIRM  
 Elda Toro Shuraja  
 HOXHA, MEMI & HOXHA  
 Fioralba Trebicka  
 HOXHA, MEMI & HOXHA  
 Alketa Uruçi  
 BOGA & ASSOCIATES TIRANA  
 Gerhard Velaj  
 BOGA & ASSOCIATES TIRANA  
 Elona Xhepa  
 BOGA & ASSOCIATES TIRANA  
 Selena Ymeri  
 HOXHA, MEMI & HOXHA  
 Evis Zaja  
 OPTIMA LEGAL AND FINANCIAL  
 Enida Zeneli  
 BOZO & ASSOCIATES LAW FIRM

1. "PwC" refers to the network of member firms of PricewaterhouseCoopers International Limited (PwCIL), or, as the context requires, individual member firms of the PwC network. Each member firm is a separate legal entity and does not act as agent of PwCIL or any other member firm. PwCIL does not provide any services to clients. PwCIL is not responsible or liable for the acts or omissions of any of its member firms nor can it control the exercise of their professional judgment or bind them in any way. No member firm is responsible or liable for the acts or omissions of any other member firm nor can it control the exercise of another member firm's professional judgment or bind another member firm or PwCIL in any way.

**ALGERIA**

DELOITTE ALGÉRIE  
DIRECTION GÉNÉRALE DES  
DOUANES

Salima Aloui  
LAW FIRM GOUSSANEM & ALOUI

Mohammed Tahar Benabid  
CABINET MOHAMMED TAHAR  
BENABID

Abdelghani Benaïred  
CABINET DU MAÎTRE  
ABDELGHANI BENAÏRED

Abdelouahab Benali  
GLOBAL LOGISTIC PARTNER  
SARL

Samir Benslimane  
CABINET BENSLIMANE

Adnane Bouchaib  
BOUCHAIB LAW FIRM

Ahmed Reda Boudiaf  
SCP BOUDIAF & BOUDIAF

Amin Bouhaddi  
ENTREPRISE BOUHADDI

Ryad Chabouni  
NSC MAGHREB

Arnaud Chastel  
PWC ALGERIA

Said Dib  
BANQUE D'ALGÉRIE

Souhila Djamouh Chaib  
CABINET DJAMOUIH

Ahmed Djouadi  
LAW FIRM HADJ-HAMOU &  
DJOUADI - ASSOCIATE OFFICE OF  
DENTONS

Khaled Goussanem  
LAW FIRM GOUSSANEM & ALOUI

Bachir Khodja  
SNC KHODJA ET CIE

Raffa Hakim Lakhdar  
NSC MAGHREB

Mohamed Lanouar  
B L & ASSOCIÉS - MEMBER OF  
DLA PIPER AFRICA

Vincent Lunel  
LEFFÈVRE PELLETIER & ASSOCIÉS

Mohamed Mokrane  
MINISTÈRE DES FINANCES  
- DIRECTION GÉNÉRALE DU  
DOMAINE NATIONAL

Hamid Ould Hocine  
STUDIO A

Fares Ouzegdouh  
TRANSPORT PORT LOGISTICS &  
SOLUTIONS

Malika Redouani  
PWC ALGERIA

Mourad Seghir  
GHELLAL & MEKERBA

Robin Souclier  
LEFFÈVRE PELLETIER & ASSOCIÉS

Beatriz Toretis Ruiç  
THOMPSON & KNIGHT LLP

Hassan Yassine  
THOMPSON & KNIGHT LLP

**ANGOLA**  
ANGOLA CUSTOMS NATIONAL  
DIRECTORATE

BANCO NACIONAL DE ANGOLA  
ERNST & YOUNG

Maria Abrantes  
ANGOLA PRIVATE INVESTMENT  
AGENCY - ANIP

Sika Awoonor  
GLOBAL CHOICE ANGOLA LDA.

Nelson Couto Cabral  
LAW FIRM CCBS ADVOGADOS

Alexandre Caldas Menezes  
ESTRUTURAL  
EMPREENHIMENTOS  
IMOBILIARIOS LDA

Pedro Calixto  
PWC ANGOLA

Luis Filipe Carvalho  
VITOR CARVALHO &  
ASSOCIADOS

Vitor Carvalho  
VITOR CARVALHO &  
ASSOCIADOS

Arlete Conceição  
ANGOLA PRIVATE INVESTMENT  
AGENCY - ANIP

Hamilton Costa  
ANGOLA PRIVATE INVESTMENT  
AGENCY - ANIP

Yasmina Costa  
3C LAW FIRM

Graciete Fernandes  
LOURDES CAPOSSO FERNANDES  
& ASSOCIADOS

Lourdes Caposso Fernandes  
LOURDES CAPOSSO FERNANDES  
& ASSOCIADOS

Berta Grilo  
FBL ADVOGADOS

N'Zinga Teixeira Jasse

Victor Leonel  
ORDEM DOS ARQUITECTOS

João Machado  
PWC ANGOLA

Sofia Maia do Vale  
FBL ADVOGADOS

Guirec Malfait  
SDV LOGISTICS

Arcelio Matias  
ARCÉLIO INÁCIO DE ALMEIDA  
MATIAS - ARDJA-PRESTAÇÃO DE  
SERVIÇOS E CONSULTORIA, LDA

Harrison Medina  
LOURDES CAPOSSO FERNANDES  
& ASSOCIADOS

Yuma Munana  
LOURDES CAPOSSO FERNANDES  
& ASSOCIADOS

Ivan Njinga  
ANGOLA PRIVATE INVESTMENT  
AGENCY - ANIP

Janota Ngogi  
EDEL-EP

Eduardo Paiva  
PWC ANGOLA

Joaquim Piedade  
UNICARGAS

Luis Filipe Pigarro

Gervasio Simao  
INTEL

Beatriz Calcida Soares  
Catumbela  
CONSERVATÓRIA DO REGISTRO  
PREDIAL DE LUANDA (1ª SECÇÃO)

Cristina Teixeira  
PWC ANGOLA

Ricardo Veloso  
GPA - GOUVEIA PEREIRA,  
COSTA FREITAS & ASSOCIADOS,  
SOCIEDADE DE ADVOGADOS RL

**ANTIGUA AND BARBUDA**

ANTIGUA PUBLIC UTILITY  
AUTHORITY

MINISTRY OF LABOR

Ricki Camacho  
ANTIGUA & BARBUDA  
INTELLECTUAL PROPERTY &  
COMMERCE OFFICE (ABIPCO)

Neil Coates  
PWC ANTIGUA

Nicolette Doherty  
NICOLETTE M. DOHERTY  
ATTORNEY-AT-LAW AND  
NOTARY PUBLIC

Terence Dornellas  
CONSOLIDATED MARITIME  
SERVICES

Brian D'Ornellas  
OBM INTERNATIONAL, ANTIGUA  
LTD.

John Fuller  
JOHN E. FULLER & CO.

Cecile Hill  
LAND REGISTRY

Lenworth Johnson  
JOHNSON GARDINER

Lisa M. John Weste  
THOMAS, JOHN & CO.

Hugh C. Marshall  
MARSHALL & CO.

Jermaine C. Rhudd  
RHUDD & ASSOCIATES

Septimus A. Rhudd  
RHUDD & ASSOCIATES

Stacy A. Richards-Anjo  
RICHARDS & CO.

Andrea Roberts  
ROBERTS & CO.

Frank Schwartz  
ANTIGUA MARITIME AGENCIES

Dengil Solomon  
PLAN COM

Eleanor R. Solomon  
CLARKE & CLARKE

Frederick Southwell  
DEVELOPMENT CONTROL  
AUTHORITY

Arthur Thomas  
THOMAS, JOHN & CO.

Oliver Woollard  
CARIBBEAN CURRENT

**ARGENTINA**

Ignacio Acedo  
GONZALEZ & FERRARO MILA

Fernando Aguinaga  
ZANG, BERGEL & VIÑES  
ABOGADOS

Sebastian Alvarez  
BRONS & SALAS ABOGADOS

Natalia Artmann  
ALFARO ABOGADOS

Ariadna Artopoulos  
M. & M. BOMCHIL

Alejo Baca Castex  
G. BREUER

Vanessa Balda  
VITALE, MANOFF & FEILBOGEN

Maria Laura Barbosa  
ZANG, BERGEL & VIÑES  
ABOGADOS

Fiorella Belsito  
SEVERGNINI, ROBIOLA,  
GRINBERG & TOMBEUR

Andrea N. Bermudez  
LAPRIDA, GOÑI MORENO &  
GONZÁLEZ URROZ

Alfredo Bissero Paratç  
WIENER SOTO CAPARRÓS

Pilar Etcheverry Boneo  
MARVAL, O'FARRELL & MAIRAL,  
MEMBER OF LEX MUNDI

Ignacio Fernández Borzese  
LUNA REQUENA & FERNÁNDEZ  
BORZESE TAX LAW FIRM

Iván Burín  
ZANG, BERGEL & VIÑES  
ABOGADOS

Adriana Paola Caballero  
WIENER SOTO CAPARRÓS

Federico Carengo  
LEONHARDT, DIETL, GRAF & VON  
DER FECHT

Mariano E. Carricart  
BADENI, CANTILLO, LAPLACETTE  
& CARRICART

Luciano Cativa  
LUNA REQUENA & FERNÁNDEZ  
BORZESE TAX LAW FIRM

Pablo L. Cavallaro  
ESTUDIO CAVALLARO ABOGADOS

Roberto H. Crougel  
ESTUDIO BECCAR VARELA

María Amalia Cruz  
ZANG, BERGEL & VIÑES  
ABOGADOS

Valeria D'Alessandro  
MARVAL, O'FARRELL & MAIRAL,  
MEMBER OF LEX MUNDI

Carola Del Rio  
SEVERGNINI, ROBIOLA,  
GRINBERG & TOMBEUR

Oscar Alberto del Río  
CENTRAL BANK OF ARGENTINA

Santiago D'Eramo  
G. BREUER

Andrés Edelstein  
PWC ARGENTINA

Dana Eigner  
SEVERGNINI, ROBIOLA,  
GRINBERG & TOMBEUR

Joaquín Eppens Echague  
FIORITO MURRAY & DIAZ  
CORDERO

Daniel Escolá  
LAPRIDA, GOÑI MORENO &  
GONZÁLEZ URROZ

Pablo Ferraro Mila  
GONZALEZ & FERRARO MILA

Diego M. Fissore  
G. BREUER

Arq. Eduardo Galleagüi  
ARCHITECT

Martín Gastaldi  
ESTUDIO BECCAR VARELA

Javier M. Gattó Bicaín  
CANDIOTTI GATTO BICAÍN &  
OCANTOS

Giselle Rita Geuna  
ALFARO ABOGADOS

Juan Jose Glusman  
PWC ARGENTINA

Rosalina Goñi Moreno  
LAPRIDA, GOÑI MORENO &  
GONZÁLEZ URROZ

Matías Grinberg  
SEVERGNINI, ROBIOLA,  
GRINBERG & TOMBEUR

Sandra S. Guillan  
DE DIOS & GOYENA ABOGADOS  
CONSULTORES

Sofia Harilaos  
LAPRIDA, GOÑI MORENO &  
GONZÁLEZ URROZ

Gabriela Hidalgo  
GABRIELA HIDALGO

Daniel Intile  
RUSSELL BEDFORD ARGENTINA

Mariana Labombarda  
FIORITO MURRAY & DIAZ  
CORDERO

Federico Hernán Laprida  
LAPRIDA, GOÑI MORENO &  
GONZÁLEZ URROZ

Sofia Leggiero  
SEVERGNINI, ROBIOLA,  
GRINBERG & TOMBEUR

Lucas Loviscek  
ESTUDIO BECCAR VARELA

Alvaro Luna Requena  
LUNA REQUENA & FERNÁNDEZ  
BORZESE TAX LAW FIRM

Tomás M. Fiorito  
FIORITO MURRAY & DIAZ  
CORDERO

Juan Manuel Magadan  
PWC ARGENTINA

Alejandro Mao  
ZANG, BERGEL & VIÑES  
ABOGADOS

María Lucila Marchini  
ESTUDIO BECCAR VARELA

Pedro Mager  
ALFARO ABOGADOS

Julian Melis  
CANDIOTTI GATTO BICAÍN &  
OCANTOS

Maria Fernanda Mierez  
ESTUDIO BECCAR VARELA

José Oscar Mira  
CENTRAL BANK OF ARGENTINA

Jorge Miranda  
CLIPPERS SA

Pablo Murray  
FIORITO MURRAY & DIAZ  
CORDERO

Alfredo Miguel O'Farrell  
MARVAL, O'FARRELL & MAIRAL,  
MEMBER OF LEX MUNDI

Gabriela E. Orsini  
SENTIDO COMÚN

Alejandro Poletto  
ESTUDIO BECCAR VARELA

Enrique Prini Estebeconera

José Miguel Puccinelli  
ESTUDIO BECCAR VARELA

María Clara Pujol  
WIENER SOTO CAPARRÓS

Ignacio Questa Etcheberry  
ALFARO ABOGADOS

Federico José Reibestein  
REIBESTEIN & ASSOCIADOS

Armando Ricci  
ZANG, BERGEL & VIÑES  
ABOGADOS

Sebastián Rodrigo  
ALFARO ABOGADOS

Juan Ignacio Ruiç  
ALFARO ABOGADOS

Fernanda Sabbatini  
WIENER SOTO CAPARRÓS

Luz María Salomón  
J.P. O'FARRELL ABOGADOS

Mariela Alejandra Sas  
M. & M. BOMCHIL

Maria Florencia Sota Vagquez  
ALFARO ABOGADOS

Pablo Staszewski  
STASZEWSKI & ASSOCIATES

Javier Tarasido  
SEVERGNINI, ROBIOLA,  
GRINBERG & TOMBEUR

Adolfo Tombolini  
RUSSELL BEDFORD ARGENTINA

María Paola Trigiani  
ALFARO ABOGADOS

Susana Urresti  
EDESUR ELECTRICIDAD  
DISTRIBUIDORA SUR SA

Emilio Beccar Varela  
ESTUDIO BECCAR VARELA

Abraham Viera  
PLANOSNET.COM CONSULTORIA  
MUNICIPAL

Pag Villamil  
RATTAGAN, MACCHIAVELLO  
AROCENA & PEÑA ROBIROSA  
ABOGADOS

Roberto Wiman  
GREEN INGENIERÍA

Saúl Zang  
ZANG, BERGEL & VIÑES  
ABOGADOS

Joaquín Emilio Zappa  
J.P. O'FARRELL ABOGADOS

Carlos Zima  
PWC ARGENTINA

**ARMENIA**  
HSBC BANK

Rugan Alaverdyan  
MINISTRY OF URBAN  
DEVELOPMENT

Arman Argumanyan  
LEGAL LAB

Sedrak Asatryan

Narek Ashughatoyan  
LEGAL LAB

Albert Babayan  
MINISTRY OF ECONOMY

Anush Baghdasaryan  
AVENUE CONSULTING GROUP

Vahagn Balyan  
AVENUE CONSULTING GROUP

Irina Belubekyan  
UNION OF MANUFACTURERS  
AND BUSINESSMEN (EMPLOYERS)  
OF ARMENIA

Vardan Beghanyan  
LAW FACULTY, YEREVAN STATE  
UNIVERSITY

Abgar Budaghyan  
PUBLIC SERVICES REGULATORY  
COMMISSION OF ARMENIA

Vahagn Dallakyan

Marine Derdzian  
KPMG

Kristina Dudukchyan  
KPMG

Aikanush Edigaryan  
TRANS-ALLIANCE

Gagik Galstyan  
HORIZON 95

Ruzanna Gevorgyan  
GLOBAL SPC

Hrant Ghambaryan  
THE COLLEGIUM OF BUSINESS-  
MANAGERS' BANKRUPTCY - SRO

Vahe Ghavalayan  
PARADIGMA ARMENIA CJSC

Arsen Ghagaryan  
UNION OF MANUFACTURERS  
AND BUSINESSMEN (EMPLOYERS)  
OF ARMENIA

Hayk Ghagazyan  
KPMG

Suren Gomtsyan  
CONCERN-DIALOG LAW FIRM

Armine Grigoryan  
THE STATE COMMITTEE OF THE  
REAL PROPERTY CADASTRE  
OF THE GOVERNMENT OF THE  
REPUBLIC OF ARMENIA

Tigran Grigoryan  
AVENUE CONSULTING GROUP

Vardan Grigoryan  
ELECTRIC NETWORKS OF  
ARMENIA

Sargis H. Martirosyan  
TRANS-ALLIANCE

Astghik Hakobyan  
GLOBAL SPC

Gevorg Hakobyan  
CONCERN-DIALOG LAW FIRM

Mariam Harutyunyan  
PARADIGMA ARMENIA CJSC

Artak Hovakimyan  
BIG ENERGO LLC

Ani Hovhannisyan  
GLOBAL SPC

Hovhannes Hovhannisyan  
THE STATE COMMITTEE OF THE  
REAL PROPERTY CADASTRE  
OF THE GOVERNMENT OF THE  
REPUBLIC OF ARMENIA

Isabella Hovhannisyan  
EBRD BUSINESS SUPPORT  
OFFICE

Vahe G. Kakoyan  
INVESTMENT LAW GROUP LLC

Igabella Kantarjyan  
GLOBAL SPC

Andranik Kasaryan  
REPUBLIC OF ARMENIA YEREVAN  
MUNICIPALITY

David Khachatryan  
AVENUE CONSULTING GROUP

Georgi Khachatryan  
AVENUE CONSULTING GROUP

Lilit Khachatryan  
GLOBAL SPC

Karen Khachatryan  
THE STATE COMMITTEE OF THE  
REAL PROPERTY CADASTRE  
OF THE GOVERNMENT OF THE  
REPUBLIC OF ARMENIA

Stepan Khgrtian  
LEGAL LAB

Liana Kirakosyan

Tigran Kocharyan  
COMPACT REAL ESTATE AGENCY  
LLC

Stanislav Kolesnikov  
ELECTRIC NETWORKS OF  
ARMENIA

Arayik Kurdyan  
REPUBLIC OF ARMENIA YEREVAN  
MUNICIPALITY

Mushegh Manukyan  
ADR PARTNERS

Kamo Margaryan

Karen Martirosyan  
AVENUE CONSULTING GROUP

Lilit Matevosyan  
PWC ARMENIA

Arsen Matikyan  
CMA CGM

Robin McCone  
PWC GEORGIA

Anna Melik-Karamyan  
GLOBAL SPC

Armen Melkumyan  
FIDELITY CONSULTING CJSC

Ashot Musayan  
THE STATE COMMITTEE OF THE  
REAL PROPERTY CADASTRE  
OF THE GOVERNMENT OF THE  
REPUBLIC OF ARMENIA

Narine Nersisyan  
PWC ARMENIA

Nerses Nersisyan  
PWC ARMENIA

Artur Nikoyan  
TRANS-ALLIANCE

Aram Orbelyan

Gohar Petrosyan  
CONCERN DIALOGUE LAW FIRM

Naira Petrosyan  
PARADIGMA ARMENIA CJSC

Aram Poghosyan  
GRANT THORNTON LLP

Hayk Pogosyan  
ARSARQTEX LLC

Nare Sahakyan  
ARDSHINIINVESTBANK CJSC

David Sargsyan  
AMERIA GROUP CJSC

Ruben Sarukhanyan  
GLOBAL SPC

Ruben Shakhmuradyan  
COMFORT R&V

Gayane Shimshiryan

Elena Sorokina  
TRANS-ALLIANCE

Hakob Tadevosyan  
GRANT THORNTON LLP

Tatevik Tadevosyan  
GLOBAL SPC

Arsen Tavadyan  
TER-TACHATYAN LEGAL AND  
BUSINESS CONSULTING

Albina Tevosyan  
TETRA TECH ES, INC.

Tserun Voskanyan  
ELECTRIC NETWORKS OF  
ARMENIA

Arman Yesayan  
ALFA SYSTEM TECHNOLOGIES

Liana Yordanyan  
TER-TACHATYAN LEGAL AND  
BUSINESS CONSULTING

Samuel Zakarian  
GLOBAL SPC

Aram Zakaryan  
ACRA CREDIT BUREAU

**AUSTRALIA**  
AUSGRID

SDV LOGISTICS  
TREASURY OF AUSTRALIA

VEDA ADVANTAGE  
WORLDWIDE LOGISTICS PTY.  
LTD.

Jacinta Bishop  
MARQUE LAWYERS

Harold Bolitho  
KING & WOOD MALLESONS

Lynda Brumm  
PWC AUSTRALIA

David Buda  
RBHM COMMERCIAL LAWYERS

Gabrielle Cleary  
GOULD RALPH PTY. LTD. -  
MEMBER OF RUSSELL BEDFORD  
INTERNATIONAL

David Cross  
NORTON ROSE FULBRIGHT

Mark Dalby  
OFFICE OF STATE REVENUE,  
NSW TREASURY

Kristy Dixon  
MARQUE LAWYERS

Laura Groves  
DLA PIPER

Philip Harvey  
KING & WOOD MALLESONS

Owen Hayford  
CLAYTON UTZ, MEMBER OF LEX  
MUNDI

Ian Humphreys  
ASHURST LLP

Jennifer Ingram  
CLAYTON UTZ, MEMBER OF LEX  
MUNDI

Stephen Jauncey  
HENRY DAVIS YORK

John Karantonis  
CLAYTON UTZ, MEMBER OF LEX  
MUNDI

Morgan Kelly  
FERRIER HODGSON LIMITED

Peter Leonard  
GILBERT + TOBIN LAWYERS

John Martin  
THOMSONS LAWYERS

Mitchell Mathas  
NORTON ROSE FULBRIGHT

Nicholas Mavrakis  
CLAYTON UTZ, MEMBER OF LEX  
MUNDI

Rick McEwen  
LIPMAN CONSTRUCTION

Patricia Muscat  
PWC AUSTRALIA

Maria Nicolof  
GILBERT + TOBIN LAWYERS

Kylie Parker  
LOGICCA CHARTERED  
ACCOUNTANTS

Amanda Phillips  
FERRIER HODGSON LIMITED

Mark Pistilli  
CLIFFORD CHANCE

John Reid  
OFFICE OF STATE REVENUE,  
NSW TREASURY

Greg Saunders  
CONNECT INFRASTRUCTURE  
PTY. LTD.

Dean Schiller  
FAYMAN INTERNATIONAL PTY.  
LTD.

Ruwan Senanayake  
O.T.S. AUSTRALIA PTY. LTD.

Damian Sturgaker  
MARQUE LAWYERS

Simon Truskett  
CLAYTON UTZ, MEMBER OF LEX  
MUNDI

Jenae Webb  
ASHURST LLP

Ffion Whaley  
ASHURST LLP

Juliet Wright-Single  
DLA PIPER

Katarina Zlatar  
GILBERT + TOBIN LAWYERS

**AUSTRIA**  
KSV 1870

OESTERREICHISCHE NATIONAL  
BANK

Clemens Bärenthaler  
DLA PIPER WEISS-TESSBACH  
RECHTSANWÄLTE GMBH

Viktoria Bernt  
FRESHFIELDS BRUCKHAUS  
DERINGER

Georg Brandstetter  
BRANDSTETTER, BAURECHT,  
PRITZ & PARTNER  
RECHTSANWÄLTE KG

Sonja Bydlinski  
MINISTRY OF JUSTICE

Martin Eckel  
TAYLORWESSING E[N]W[C  
NATLANCO WALDERDORFF  
CANCOLA RECHTSANWÄLTE  
GMBH

Agnes Eigner  
BRANDSTETTER, BAURECHT,  
PRITZ & PARTNER  
RECHTSANWÄLTE KG

Tibor Fabian  
BINDER GRÖSSWANG  
RECHTSANWÄLTE GMBH

Julian Feichtinger  
CHSH CERHA HEMPEL  
SPIEGELFELD HLAWATI, MEMBER  
OF LEX MUNDI

Martin Foerster  
GRAF & PITKOWITZ  
RECHTSANWÄLTE GMBH

Ferdinand Graf  
GRAF & PITKOWITZ  
RECHTSANWÄLTE GMBH

Andreas Hable  
BINDER GRÖSSWANG  
RECHTSANWÄLTE GMBH

Friedrich Helml  
SCWP SCHINDHELM AUSTRIA

Alexander Hofmann  
RA DR. ALEXANDER HOFMANN,  
LL.M.

Armin Immervoll  
MINISTRY OF FINANCE

Alexander Isola  
GRAF & PITKOWITZ  
RECHTSANWÄLTE GMBH

Rudolf Kaindl  
KOEHLER, KAINDL, DUERR &  
PARTNER, CIVIL LAW NOTARIES

Alexander Klausner  
BRAUNEIS KLAUSER PRÄNDL  
RECHTSANWÄLTE GMBH

Christian Koettl  
MINISTRY OF FINANCE

Rudolf Krickl  
PWC AUSTRIA

Michaela Krist  
CHSH CERHA HEMPEL  
SPIEGELFELD HLAWATI, MEMBER  
OF LEX MUNDI

Sophie Meierhofer  
FRESHFIELDS BRUCKHAUS  
DERINGER



Sahahuddin Ahmed DR. KAMAL HOSSAIN & ASSOCIATES	K. M. A. Halim UPRIGHT TEXTILE SUPPORTS	Qazi Mahtab-uq-Zaman Tagin Marium AMIR & AMIR LAW ASSOCIATES, MEMBER OF LEX MUNDI	Andrew F. Brathwaite AFB CONSULTING	Chester Pitt EARLE & EARLE CONSULTING INC.
Tasmiah Ahmed FM ASSOCIATES	Maksud Haque BANGLADESH ENERGY REGULATORY COMMISSION	Mohammad Moniruzzaman THE LAW COUNSEL	Anthony Brooks TONY BROOKS ARCHITECTS LTD.	Joe Steinbok ROTHERLEY CONSTRUCTION INC.
Intekhab-UI Alam A.S. & ASSOCIATES	Md. Russel Haque AMIR & AMIR LAW ASSOCIATES, MEMBER OF LEX MUNDI	A.I.M. Monsoor Mehran Morshed	George Browne TOWN AND COUNTRY DEVELOPMENT PLANNING OFFICE	Stephen Worme THE BARBADOS LIGHT AND POWER COMPANY LTD.
K. M. Tangib Alam TANJIB ALAM AND ASSOCIATES	Nagmul Haque BANGLADESH BANK	Md. Kowshick Nahian NURUL ISLAM SUJAN & ASSOCIATES	Vincent Burnett MINISTRY OF LABOR AND SOCIAL SECURITY AND HUMAN RESOURCE DEVELOPMENT	<b>BELARUS</b> FOREIGN UNITARY ENTERPRISE DELOITTE & TOUCHE
Kagi Ershadul Alam TANJIB ALAM AND ASSOCIATES	Abdullah Mahmood Hasan DR. KAMAL HOSSAIN & ASSOCIATES	Al-Haj Nisar Uddin Ahmad Monqo SAHIL GROUP	Rosalind Bynoe BCF ATTORNEYS-AT-LAW	REVERA CONSULTING GROUP
Kagi Rifat Ara Alam LEGACY LEGAL CORPORATE	Al-Mehedi Hasan BANGLADESH BANK	Tasmiah Nuhiya Ahmed LEX LEGAL	Trevor A. Carmichael CHANCERY CHAMBERS	Alexey Anischenko SORAINEN BELARUS
Mohammad Jahangir Alam MJ ALAM AND ASSOCIATES	Mirga Quamrul Hasan ADVISER'S LEGAL ALLIANCE FIRM	Tanveerul Haque Probal BUILDING FOR FUTURE LTD.	Adrian Carter THE BARBADOS LIGHT AND POWER COMPANY LTD.	Anna Aniskevich REVERA CONSULTING GROUP
Shajib Mahmood Alam SANWAR HOSSAINS LAW FIRM	Syed Afzal Hasan Uddin SYED ISHTIAQ AHMED & ASSOCIATES	Mahfujur Rahaman Chy ANCHOR LOGISTICS	Louis Christie TMR SALES & SERVICE LTD.	Aliaksandr Anisovich PROMAUDIT
M. Iqbal Ali AIR LINK BANGLADESH LIMITED	Ehsanul Hoque (Rasel) AIR MARKET EXPRESS	Al Amin Rahman FM ASSOCIATES	Heather A. Clarke CORPORATE AFFAIRS AND INTELLECTUAL PROPERTY OFFICE	Dmitry Arkhipenko REVERA CONSULTING GROUP
Tasmiah Ali AKHTAR IMAM & ASSOCIATES	Md. Sanwar Hossains SANWAR HOSSAINS LAW FIRM	Kagi Rahman FM ASSOCIATES	Andrew Cox MINISTRY OF LABOR AND SOCIAL SECURITY AND HUMAN RESOURCE DEVELOPMENT	Dgmitry Barouka ARZINGER & PARTNERS INTERNATIONAL LAW FIRM
M.D. Nurul Amin DEVELOPMENT CONSTRUCTIONS LTD.	Afsana Huq AMIR & AMIR LAW ASSOCIATES, MEMBER OF LEX MUNDI	Mahboob Rahman GASMIN CONSTRUCTION GROUP	Madam Justice Maureen Crane-Scott SUPREME COURT OF BARBADOS	Tatsiana Bialiyeva GLIMSTEDT
Mehedy Amin DEVELOPMENT CONSTRUCTIONS LTD.	Faria Huq A.S. & ASSOCIATES	Md. Tameem Rahman LEGACY LEGAL CORPORATE	Mark Cummins TOWN AND COUNTRY DEVELOPMENT PLANNING OFFICE	Vladimir G. Biruk CAPITAL GROUP
Saadly Amin DEVELOPMENT CONSTRUCTIONS LTD.	Ashiq Imran FIALKA	Pushpo Rahman AMIR & AMIR LAW ASSOCIATES, MEMBER OF LEX MUNDI	Ryan Omari Drakes CLARKE GITTENS FARMER ATTORNEYS AT LAW	Arthur Biryukov THE SUPREME ECONOMIC COURT OF THE REPUBLIC OF BELARUS
Mohammed Asaduggaman SYED ISHTIAQ AHMED & ASSOCIATES	Arif Imtiaz LEGACY LEGAL CORPORATE	Sk. La-Tainur Rahman LEGACY LEGAL CORPORATE	Adrian M. Elcock EVERSON R. ELCOCK & CO. LTD.	Dmitry Bokhan VERKHOVODKO & PARTNERS LLC
Jennifer Ashraf LEGACY LEGAL CORPORATE	Kasi Iqbal LAW OFFICES OF KASI M. IQBAL	Mir Raisa Rakiba LEGACY LEGAL CORPORATE	Antonio Elcock EVERSON R. ELCOCK & CO. LTD.	Alexander Botian BOROVTSOV & SALEI LEGAL SERVICES
A.S.A. Bari A.S. & ASSOCIATES	Mia Mohammad Ishtiaque AMIR & AMIR LAW ASSOCIATES, MEMBER OF LEX MUNDI	Tarek Rashid ZOHAN ZAMAN KABIR RASHID & CO., CHARTERED ACCOUNTANTS	Andrew C. Ferreira CHANCERY CHAMBERS	Ekaterina Burak REVERA CONSULTING GROUP
Kagi Bari K.A. BARI & CO.	M. Amir-UI Islam AMIR & AMIR LAW ASSOCIATES, MEMBER OF LEX MUNDI	Rashmin Rashid Dina LEGACY LEGAL CORPORATE	Lorengo Forde PWC BARBADOS	Eugenia Chetverikova REVERA CONSULTING GROUP
Banasree Barua AIR LINK BANGLADESH LIMITED	Md Aminul Islam CITY APPAREL-TEX CO.	Farhana Siraj Ronnie AKHTAR IMAM & ASSOCIATES	Basil A. Giles YEARWOOD AND BOYCE	Aliaksandr Danilevich DANILEVICH LAW OFFICE
Probir Barua JUBILEE TRADERS	Rafiqul Islam PROJUKTIBIZ	Mohammad Saif Uddin KPMG	Sharalee Gittens CHANCERY CHAMBERS	Alexey Daryin REVERA CONSULTING GROUP
Jane Alam Bhuiyan CHITTAGONG WATER SUPPLY AND SEWERAGE AUTHORITY	Aminul Islam Nazir ASSURANCE MARITIME BANGLADESH LIMITED	Mohammed Saifuddin S&R LAW ASSOCIATES	Stanton Gittens STANGITTS LIMITED	Ulyana Evseeva BNT LEGAL & TAX
Sharif Bhuiyan DR. KAMAL HOSSAIN & ASSOCIATES	Rabeya Jamali	Nagiba Saima A. QASEM & CO.	Anice C.N. Granville LEX CARIBBEAN	Kirill Golovko REVERA CONSULTING GROUP
Anupam Chakraborty DOULAH & DOULAH	K M Humayun Kabir ZEIN TRADING CORPORATION	Khaja Salahuddin Ahmed LEGACY LEGAL CORPORATE	Jomo Crowther McGlinne Hope ARTEMIS LAW	Marina Golovnitskaya SORAINEN BELARUS
Gouranga Chakraborty BANGLADESH BANK	Lutful Kabir BANGLADESH BANK	Abu Sayed ASSURANCE MARITIME BANGLADESH LIMITED	Keisha N Hyde Porchetta HARRIDYAL-SODHA & ASSOCIATES	Evgeniia Gorionouva LAW FIRM GLIMSTEDT
Jamilur Rega Choudhury	Mohammad Masum Kamal Bhuiyan BANGLADESH BANK	Mohd. Shariful Islam Shaheen BANGLADESH ENERGY REGULATORY COMMISSION	Ruan C. Martinez BCF ATTORNEYS-AT-LAW	Tatiana Guretskaya REVERA CONSULTING GROUP
Ayub Chowdhury AYUB CHY & MAHMUD CHARTERED ACCOUNTANT	Sohel Kasem A. QASEM & CO.	Sohail Shakoor PRONAYON	Jennieve Maynard INN CHAMBERS	Elena Hmeleva VERKHOVODKO & PARTNERS LLC
Fatima Chowdhury FM ASSOCIATES	Arefin Khan AMIR & AMIR LAW ASSOCIATES, MEMBER OF LEX MUNDI	Md. Sharfuzzaman Imran Siddiq THE LAW COUNSEL	Percy Murrell BIG P. CUSTOMS BROKERS AND AIR SEA AND LAND TRANSPORT INC.	Alina Kalinousekaya MINSK BAR ASSOCIATION
Khairul Anam Chowdhury MODERN ERECTION LIMITED (MEL)	Ashiqul Amin Khan LEGACY LEGAL CORPORATE	Khander Tahmid Tishad A.S. & ASSOCIATES	Noel M. Nurse THE BOOTH STEAMSHIP CO. BARBADOS LTD.	Nataliia Kaliuta EGOROV PUGISNKY AFANASIEV AND PARTNERS (EPA&P)
Mohammad Rafiqul Islam Chowdhury M. R. I. CHOWDHURY & ASSOCIATES	Asif Khan A. QASEM & CO.	Nisar Uddin Ahmed SAHIL CONSTRUCTION GROUP	Laurel Odle PWC BARBADOS	Olga Karabeika REVERA CONSULTING GROUP
Shafiqul Islam Chowdhury SUPREME COURT	Farhana Islam Khan SYED ISHTIAQ AHMED & ASSOCIATES	Sabrina Zarin FM ASSOCIATES	Gina D. Patrick TOWN AND COUNTRY DEVELOPMENT PLANNING OFFICE	Uljana Karpkina REVERA CONSULTING GROUP
Badrud Doulah DOULAH & DOULAH ADVOCATES	Amina Khatoon DOULAH & DOULAH	<b>BARBADOS</b> Alicia Archer ARTEMIS LAW	Patricia Boyce EVERSON R. ELCOCK & CO. LTD.	Alexandre Kharapoutski SYSOUEV, BONDAR, KHRAPOUTSKI SBH LAW OFFICE
Nasirud Doulah DOULAH & DOULAH ADVOCATES	Aminul Ismail Khorkhon ENGINEER			Sergey Khromov VERKHOVODKO & PARTNERS LLC
Rehena Ferdous UPRIGHT TEXTILE SUPPORTS	Kazi M. Iqbal ADVOCATE KAZI M. IGBAL & ASSOCIATES			

- Siarhei Khvastovich  
LEGAL COMPANY CRISIS  
CONSULTING
- Alexander Kirilenko  
AGENCY OF TERNAROUND  
TECHNOLOGIES
- Nina Knyageva  
VERKHOVODKO & PARTNERS  
LLC
- Michael Koltinov  
RAIDLA LEJINS & NORCOUS
- Nadeghda Koroleva  
SYSOUEV, BONDAR,  
KHPAPOUTSKI SBH LAW OFFICE
- Dmitry Kovalchik  
STEPANOVSKI, PAPAKUL AND  
PARTNERS LTD.
- Olga Kuchinskaya  
VLASOVA MIKHEL & PARTNERS
- Alexandra Kuchminskaya  
REVERA CONSULTING GROUP
- Svetlana Laguta  
ARZINGER & PARTNERS  
INTERNATIONAL LAW FIRM
- Valery Lovtsov  
RAIDLA LEJINS & NORCOUS
- Polina Lukashova  
VERKHOVODKO & PARTNERS  
LLC
- Tatiana Lygo  
REVERA CONSULTING GROUP
- Andrei Machalou  
PETERKA & PARTNERS
- Sergei Makarchuk  
CHSH CERHA HEMPEL  
SPIEGELFELD HLAWATI
- Mikalai Markounik  
VLASOVA MIKHEL & PARTNERS
- Sergey Mashonsky  
ARZINGER & PARTNERS  
INTERNATIONAL LAW FIRM
- Tatiana I. Melnik  
THE SUPREME ECONOMIC  
COURT OF THE REPUBLIC OF  
BELARUS
- Elena Melnikova  
REVERA CONSULTING GROUP
- Konstantin Mikhel  
VLASOVA MIKHEL & PARTNERS
- Aleksandr Mironichenko  
MINISTRY OF ECONOMY
- Helen Mourashko  
REVERA CONSULTING GROUP
- Yulia Nazarenko  
REVERA CONSULTING GROUP
- Inesa Nagarova  
PWC BELARUS
- Valentina Neigvestnaya  
AUDIT AND CONSULTING LTD.  
BELARUS
- Sergei Odintsov  
PWC BELARUS
- Yulia Ovseichyk  
REVERA CONSULTING GROUP
- Uladzimir Aliaksandravich  
Palshuk  
PROFELEKTROPROEKT
- Ekaterina Pastukhovich  
NATIONAL BANK OF THE  
REPUBLIC OF BELARUS
- Sergey Pinchuk  
LAWYER
- Victor Pleonkin  
NATIONAL BANK OF THE  
REPUBLIC OF BELARUS
- Tatyana Pogdneeva  
VLASOVA MIKHEL & PARTNERS
- Raman Ramanau  
MINSK CABLE (ELECTRICAL)  
NETWORK
- Rybakovskaja  
MINISTRY OF ENERGY
- Evgenia Seregina  
ARZINGER & PARTNERS  
INTERNATIONAL LAW FIRM
- Anna Shalimo  
VERKHOVODKO & PARTNERS  
LLC
- Kristina Shibeko  
ERGO INSURANCE COMPANY
- Yulia Shuba  
BOROVTSOV & SALEI LEGAL  
SERVICES
- Dmitry Skorodulin
- Anna Skorodulina  
ATTORNEYS OF JURZNAK,  
ADVOCATES
- Vyacheslav Slabodnik  
UNIVEST-M
- Maksim Slepitch  
ARZINGER & PARTNERS  
INTERNATIONAL LAW FIRM
- Alla Sundukova  
MINISTRY OF TAXES AND DUTIES
- Natalia Talai  
VLASOVA MIKHEL & PARTNERS
- Nikita Tolkanitsa  
CHSH CERHA HEMPEL  
SPIEGELFELD HLAWATI
- Fiodar Tsurko  
TIMIOR
- Eugenia Urodnich  
GLIMSTEDT
- Alena Usenia  
ARZINGER & PARTNERS  
INTERNATIONAL LAW FIRM
- Irina Veremeichuk  
VERKHOVODKO & PARTNERS  
LLC
- Igor Verkhovodko  
VERKHOVODKO & PARTNERS  
LLC
- Dmitry Viltovskiy  
ARZINGER & PARTNERS  
INTERNATIONAL LAW FIRM
- Igor Yatskovskiy  
EGOROV PUGISNKY AFANASIEV  
AND PARTNERS (EPA&P)
- Victoriya Yayakuta  
REVERA CONSULTING GROUP
- Olga Yevmenchikova  
REVERA CONSULTING GROUP
- Ekaterina Zabello  
VLASOVA MIKHEL & PARTNERS
- Vadgim Zakreuski  
MINISTRY OF ENERGY
- Olga Zdobnova  
VLASOVA MIKHEL & PARTNERS
- Maxim Znak  
ATTORNEYS OF JURZNAK,  
ADVOCATES
- Nadya Znak  
ATTORNEYS OF JURZNAK,  
ADVOCATES
- BELGIUM**
- Hubert André-Dumont  
MCGUIREWOODS LLP
- Jan Bael  
NOTARISKANTOOR JAN BAEI -  
ILSE DE BRAUWERE
- Herlinde Baert  
NOTARISKANTOOR JAN BAEI -  
ILSE DE BRAUWERE
- Erik Bomans  
DEMIMOR INTERNATIONAL SCRL
- Hakim Boularbah  
LIEDEKERKE WOLTERS  
WAELEBROECK KIRKPATRICK,  
MEMBER OF LEX MUNDI
- Tim Carnewal  
NOTAIRES ASSOCIÉS CVBA/  
SCRL
- Adriaan Dauwe  
ALTIUS
- Kris De Schutter  
LOYENS & LOEFF
- Didier De Vliegheer  
NAUTADUTILH
- Herman De Wilde  
QUESTA ADVOCATEN
- Frank Dierckx  
PWC BELGIUM
- Vincent Dieudonné  
SIBELGA
- Camille Dümm  
NATIONAL BANK OF BELGIUM
- David DuPont  
ASHURST LLP
- James Dupont  
CONSEIL INTERNATIONAL DU  
NOTARIAT BELGE
- Jürgen Egger  
LAGA
- Alain François  
EUBELIUS ATTORNEYS
- Nicolas Ghorain  
NOTAIRES ASSOCIÉS CVBA/  
SCRL
- Tom Gladinež  
EUBELIUS ATTORNEYS
- Christel Godfroid  
HVG ADVOCATEN / AVOCATS
- Conny Grenson  
EUBELIUS ATTORNEYS
- Jean-Luc Hagon  
LOYENS & LOEFF
- An Jacobs  
LIEDEKERKE WOLTERS  
WAELEBROECK KIRKPATRICK,  
MEMBER OF LEX MUNDI
- Grégoire Jakhian  
LOYENS & LOEFF
- Evelien Jamaels  
CROWELL & MORING
- Stéphanie Kervyn de  
Meerendré  
DEMIMOR INTERNATIONAL SCRL
- Erika Leenknecht  
EUBELIUS ATTORNEYS
- Stephan Legein  
FEDERAL PUBLIC SERVICE  
FINANCE
- Luc Legon  
PWC BELGIUM
- Axel Maeterlinck  
SIMONT BRAUN
- Philippe Massart  
SIBELGA
- Dominique Mougnot  
COMMERCIAL COURT MONS
- Sabrina Otten  
PWC BELGIUM
- Emmanuel Plasschaert  
CROWELL & MORING
- Julie Salteur  
NAUTADUTILH
- Timothy Speelman  
MCGUIREWOODS LLP
- Bernard Thuysbaert  
DEMIMOR INTERNATIONAL SCRL
- Jan Van Celst  
DLA PIPER UK LLP
- Ruben Van Impe  
VAN IMPE ACCOUNTANCY BVBA
- Bart Van Rossum  
B.T.V.
- Sibylle Vandenberghe  
PWC BELGIUM
- Grégory Vandebussche  
AREN ARCHITECTS AND  
ENGINEERS SPRL
- Tom Vantroyen  
ALTIUS
- Robert Vermetten  
TRANSPORT & PROJECT  
LOGISTICS
- Bram Vuylsteke  
NOTARY BRAM VUYLSTEKE
- BELIZE**
- CENTRAL BUILDING AUTHORITY
- Emil Arguelles  
ARGUELLES & COMPANY LLC
- José A. Bautista  
PKF INTERNATIONAL
- Emory K. Bennett  
YOUNG'S ENGINEERING  
CONSULTANCY LTD.
- Herbert Bradley  
HERBERT BRADLEY CUSTOM  
HOUSE BROKERS
- Christopher Coye  
COURTENAY COYE LLP
- Derek Davis  
PUBLIC UTILITIES COMMISSION
- Gian C. Gandhi  
INTERNATIONAL FINANCIAL  
SERVICES COMMISSION
- Russell Longworth  
CARIBBEAN SHIPPING AGENCIES  
LTD.
- Fred Lumor  
FRED LUMOR & CO.
- Reynaldo Magaña  
MOORE STEPHENS MAGAÑA LLP
- Andrew Marshalleck  
BARROW & CO.,  
ATTORNEYS-AT-LAW
- Samantha Matute  
BELIZE COMPANIES AND  
CORPORATE AFFAIRS REGISTRY
- Tania Moody  
BARROW & WILLIAMS
- Vanessa Retreage  
REYES RETREAGE LLP
- Aldo Reyes  
REYES RETREAGE LLP
- Wilfred Rhaburn  
W. RHABURN CONSULTING
- Oscar Sabido  
SABIDO & COMPANY
- Giacomo Sanchez  
CASTILLO SANCHEZ & BURRELL,  
LLP
- Mark Usher  
PUBLIC UTILITIES COMMISSION
- Saidi Vaccaro  
ARGUELLES & COMPANY LLC
- Carlton Young  
YOUNG'S ENGINEERING  
CONSULTANCY LTD.
- Lisa Zayden  
HORWATH BELIZE LLP
- BENIN**
- Safia Abdoulaye  
CABINET D'HUISSIER DE JUSTICE
- Seibu Abou  
TRIBUNAL DE PREMIÈRE  
INSTANCE DE COTONOU
- Eric Fadhil Adamon  
NOTAIRE ADAMON
- Djamiou Adebo  
NOTAIRE ADEBO
- Ganiou Adechey  
ETUDE DE ME GANIOU ADECHY
- Abdou Kabir Adoumbou  
CABINET MAÎTRE RAFIKOU ALABI
- Saïdou Agbantou  
CABINET D'AVOCATS
- Guy Médard Agbo-Fayemi  
CABINET D'ARCHITECTURE  
ARCADE INTERNATIONAL
- Maxime Ahonako  
CABINET D'AVOCATS
- Gilles Ahouanmenou  
DELOITTE
- Cosme Ahojo  
TRIBUNAL DE PREMIÈRE  
INSTANCE DE COTONOU
- Désiré H. Aïhou  
FADESP/JUAC
- Rodolphe Kadoukpe Akoto
- André Akpinfa  
DIRECTION DES DOMAINES,  
DE L'ENREGISTREMENT ET DU  
TIMBRE (DDET)
- Euloge Akpo  
TRIBUNAL DE PREMIÈRE  
INSTANCE DE COTONOU
- Sylvie Akpo  
BCEAO
- Sybel Akuesson  
FIDUCIAIRE CONSEIL ET  
ASSISTANCE (FCA)
- Rafikou Agnita Alabi  
CABINET MAÎTRE RAFIKOU ALABI
- Françoise Amoussou  
NOUVELLE VISION
- Tolulokpe Biliki Assani  
NOTAIRE ASSANI
- Jacques Moïse Atchade  
CABINET DE MAÎTRE ATCHADE
- Charles Badou  
CABINET D'AVOCATS CHARLES  
BADOU
- Bassambie Bationo  
BCEAO
- Bienvenu Koffi Bedie  
CABINET D'AVOCATS
- Ferdinand Bokossa Yaou  
ENGINEER
- Is-Dine Bouraima  
GUICHET UNIQUE DE  
FORMALISATION DES  
ENTREPRISES
- Sètondji Pierre Codjia  
CABINET D'AVOCATS CHARLES  
BADOU
- Alice Codjia-Sohouenou  
CABINET D'AVOCATS ALICE  
CODJIA SOHOUÉNOU

Bonaventure Dansou AFRICA HANDLING AND LOGISTICS	Adegbindin Saliou CABINET DES EXPERTS ASSOCIÉS - CEA SARL	Ugyen Dorji DRUK INTEGRATED GREEN BUILDINGS	Jose Luis Diaz Romero SERVICIOS GENERALES EN ELECTRICIDAD Y CONSTRUCCIÓN (SGEC)	Raúl Sanjinés Eligagoyen SANJINÉS & ASOCIADOS - ABOGADOS
Magloire Daoudou CABINET DES EXPERTS ASSOCIÉS - CEA SARL	Moussa Sanogo BCEAO	Laxmi Prasad Giri BHUTAN NATIONAL BANK	Alejandra Guevara GUEVARA & GUTIÉRREZ SC	A. Mauricio Torrico Galindo QUINTANILLA, SORIA & NISHIZAWA SOC. CIV.
G. Edibayo Dassoundo TRIBUNAL DE PREMIÈRE INSTANCE DE COTONOU	Nadege Sebapo SOCIÉTÉ D'EXPLOITATION DU GUICHET UNIQUE DU BÉNIN (SEGUB)	N. B. Gurung GLOBAL LOGISTICS	Primitivo Gutiérrez GUEVARA & GUTIÉRREZ SC	Andrea Urcullo CRIALES, URCULLO & ANTEZANA
Veronique Akankossi Deguenon ETUDE ME VERONIQUE AKANKOSSI DEGUENON	Hermann Senou ENTREPRISE GÉNÉRALE DE CONSTRUCTION MACKHO	Gyeltshen MINISTRY OF FINANCE	Jorge Luis Inchauste GUEVARA & GUTIÉRREZ SC	Javier Urcullo CRIALES, URCULLO & ANTEZANA
Ignace Djogbede NET-LOGISTICS SARL	Nelly Tagnon Gambor FIDUCIAIRE CONSEIL ET ASSISTANCE (FCA)	Tashi Pem	Jaime M. Jiménez Alvarez COLEGIO DE INGENIEROS ELECTRICISTAS Y ELECTRÓNICOS LA PAZ	Karla Würth WÜRTH KIM COSTA DU RELS ABOGADOS SC
Michel Djossouvi OFFICE NOTARIAL OLAGNIKA SALAM	Brice Allassane Tamba LA MAIRIE DE COTONOU - SERVICE DES AFFAIRES DOMANIALES	Sonam Penjore BHUTAN NATIONAL BANK	Rodrigo Jimenez-Cusicanqui SALAZAR, SALAZAR & ASOCIADOS, SOC. CIV.	<b>BOSNIA AND HERZEGOVINA</b> LRC CREDIT BUREAU
Jean Claude d'Oliveira OLTRACO BENIN	Dominique Taty PWC CÔTE D'IVOIRE	Sonam Tashi MINISTRY OF ECONOMIC AFFAIRS	Paola Justiniano Arias SANJINÉS & ASOCIADOS - ABOGADOS	Amar Bajramović LAW OFFICE BAJRAMOVIC
Nadine Dossou Sakponou CABINET ROBERT M. DOSSOU	Jean-Bosco Todjinou ECOPLAN SARL	Wang Tshering PCT CONSTRUCTION	Julio César Landívar Castro GUEVARA & GUTIÉRREZ SC	Samir Bajrović ENOVA D.O.O.
Rodrigue Dossou-Togbe	Gilbert Ulrich Togbonon TRIBUNAL DE PREMIÈRE INSTANCE DE COTONOU	Karma Tshewang VISIT ASIA	César Lora Moretto PWC BOLIVIA	Edisa Bakovic LAW OFFICE FEMIL CURT - PART OF DLA PIPER GROUP
Dieudonné Didier Dovoedo NOTAIRE DOVOEDO	Robert Togbossi LA MAIRIE DE COTONOU - SERVICE DES AFFAIRES DOMANIALES	Pema Wangda MINISTRY OF LABOUR AND HUMAN RESOURCES	Marcelo Luna BDO BERTHIN AMENGUAL & ASOCIADOS	Mubera Brković PWC BOSNIA AND HERZEGOVINA
Bérenger Ette PWC CÔTE D'IVOIRE	Rodrigue Tokpessi LA MAIRIE DE COTONOU - SERVICE DES AFFAIRES DOMANIALES	Karma Yeshey MINISTRY OF ECONOMIC AFFAIRS	Ariel Morales Vasquez C.R. & F. ROJAS, MEMBER OF LEX MUNDI	Zlatko Čengić UNIONINVEST D.D.
Henri Fadonougbo TRIBUNAL DE PREMIÈRE INSTANCE DE COTONOU	Fousséni Traoré PWC CÔTE D'IVOIRE	<b>BOLIVIA</b> DELAPAZ	Camilo Moreno BM&O ABOGADOS	Femil Čurt LAW OFFICE FEMIL CURT - PART OF DLA PIPER GROUP
Franck Wilfried Fakeye GUICHET UNIQUE DE FORMALISATION DES ENTREPRISES	Thierry Verdier SOCIÉTÉ D'EXPLOITATION DU GUICHET UNIQUE DU BÉNIN (SEGUB)	Christian Amestegui ASESORES LEGALES CP	Ana Carola Muñoz WÜRTH KIM COSTA DU RELS ABOGADOS SC	Mia Delić ADVOKATSKA KANCELARIJA SPAHO
Mahaman Tahir Hamani BCEAO	Francine Vittin OFFICE NOTARIAL OLAGNIKA SALAM	Daniela Aragones Cortez SANJINÉS & ASOCIADOS - ABOGADOS	Jaime Muñoz-Reyes G. CORPORATIVE LAW BOLIVIA CONSULTORES ASOCIADOS	Stevan Dimitrijevic KN KARANOVIC & NIKOLIC
Nadege Honuo ETUDE DE ME FADHIL ADAMON	Zacharie Yalo MAIRIE DE LA VILLE DE COTONOU	Eduardo Aramayo PWC BOLIVIA	Mauricio Pacheco HACEMOS CIUDAD SRL	Višnja Dizdarević MARIĆ & CO. LAW FIRM
Angelo Hounkpatin	Victorin Yehouenou CABINET DES EXPERTS ASSOCIÉS - CEA SARL	Mauricio Agala AC CONSULTORES LEGALES	Carlos Andrés Peredo FERRERE ATTORNEYS	Amina Djugum MARIĆ & CO. LAW FIRM
Marcel Sègbégnon Hounnou CABINET D'AVOCATS	Emmanuel Yehouessi BCEAO	Rigoberto Paredes Ayllón RIGOBERTO PAREDES & ASSOCIATES	Carlos Pinto FERRERE ATTORNEYS	Jasmina Džaferevic KN KARANOVIC & NIKOLIC
Patrick R. Agbokou SOCIÉTÉ D'EXPLOITATION DU GUICHET UNIQUE DU BÉNIN (SEGUB)	<b>BHUTAN</b> BHUTAN POWER CORPORATION LTD.	Raúl A. Baldvía BALDIVIA UNZAGA & ASOCIADOS	Rocio Plata RIGOBERTO PAREDES & ASSOCIATES	Jasmina Gabela UNIONINVEST D.D.
Noel Kelembo SDV LOGISTICS	Bhakta Acharya	Thais Baldvieso WÜRTH KIM COSTA DU RELS ABOGADOS SC	Oscar Antonio Plaza Ponte Sosa ENTIDAD DE SERVICIOS DE INFORMACION ENSERBIC SA	Igor Gavran FOREIGN TRADE CHAMBER OF BOSNIA AND HERZEGOVINA INTERNATIONAL FREIGHT FORWARDERS ASSOCIATION
William Kodjoh-Kpakpassou TRIBUNAL DE PREMIÈRE INSTANCE DE COTONOU	Cheda UC ASSOCIATES: BHUTAN LAW OFFICE	Adrián Barrenechea BM&O ABOGADOS	Guillermo Pou Munt CEAS SRL	Semir Gužin KEBO & GUZIN
A. Maximilien Kpéhouou TRIBUNAL DE PREMIÈRE INSTANCE DE COTONOU	Tshering Choden DEPARTMENT OF REVENUE AND CUSTOMS	Fernando Bedoya C.R. & F. ROJAS, MEMBER OF LEX MUNDI	Gerardo Quelca AUTORIDAD DE SUPERVISIÓN DEL SISTEMA FINANCIERO	Duligara Hadžimustafic FERK (REGULATORY COMMISSION FOR ELECTRICITY IN THE FEDERATION OF BOSNIA AND HERZEGOVINA)
Cyrille Laleye ECOBANK	Sonam Chopel CREDIT INFORMATION BUREAU OF BHUTAN	Armando Berdecio De Martini VANGUARD MUEBLES	Julio Quintanilla Quiroga QUINTANILLA, SORIA & NISHIZAWA SOC. CIV.	Zijad Hasović KOMORA REVIZORA FBIH
Tairou Mama SOCIÉTÉ INTERNATIONALE DE TRANSIT TOURÉ	Jigme Dorji THIMPHU CITY CORPORATION	Hugo Berthin BDO BERTHIN AMENGUAL & ASOCIADOS	Ingrid Reese BM&O ABOGADOS	Belma Hodgic CMS REICH-ROHRWIG HAINZ D.O.O.
Adeline Messou PWC CÔTE D'IVOIRE	Kencho Dorji LEKO PACKERS	Andrea Bollmann-Duarte SALAZAR, SALAZAR & ASOCIADOS, SOC. CIV.	Patricio Rojas C.R. & F. ROJAS, MEMBER OF LEX MUNDI	Ahmet Hukic FERK (REGULATORY COMMISSION FOR ELECTRICITY IN THE FEDERATION OF BOSNIA AND HERZEGOVINA)
M. Saint-Martin Mongan BCEAO	Lhundub Dorji EAST-WEST CONSTRUCTION	Dionicio Calle CRIALES, URCULLO & ANTEZANA	Mariela Rojas de Hamel ENTIDAD DE SERVICIOS DE INFORMACIÓN ENSERBIC SA	Nusmir Huskić HUSKIC LAW OFFICE
Venance Père LCA	Mindu Dorji MINISTRY OF ECONOMIC AFFAIRS	Daniel Carlsen RIGOBERTO PAREDES & ASSOCIATES	Sergio Salazar-Arce SALAZAR, SALAZAR & ASOCIADOS, SOC. CIV.	Emir Ibisevic DELOITTE ADVISORY SERVICES D.O.O.
Jules Pofagi BE - ITCA	Namgay Dorji OFFICE OF THE ATTORNEY GENERAL	Asdrual Columba Jofre AC CONSULTORES LEGALES	Sergio Salazar-Machicado SALAZAR, SALAZAR & ASOCIADOS, SOC. CIV.	Arela Jusufbasić-Goloman LAWYERS OFFICE TKALCIC- DULIC, PREBANIC, RIZVIC & JUSUFBASIC-GOLOMAN
Serge Quenum LA MAIRIE DE COTONOU - SERVICE DES AFFAIRES DOMANIALES	Tashi Dorji JUDICIARY OF BHUTAN	Dorian de Rojas GAVA BOLIVIA	Sandra Salinas C.R. & F. ROJAS, MEMBER OF LEX MUNDI	Nedžada Kapidžić NOTARY
Hoby Harinirina Rakotoniary CABINET JOHN W. FFOOKS & CO., MEMBER OF BOWMAN GILFILLAN AFRICA GROUP		Cynthia Diaz Quevedo FERRERE ATTORNEYS		
Olagnika Salam OFFICE NOTARIAL OLAGNIKA SALAM				





Ian Ferreira MACHADO, MEYER, SENDACZ E OPICE ADVOGADOS	Helena Guimarães VIEIRA, REZENDE, BARBOSA E GUERREIRO ADVOGADOS	José Andrés Lopes da Costa Crug CHEDIAK, LOPES DA COSTA, CRISTOFARO, MENEZES CÔRTEZ, RENNÓ E ARAGÃO ADVOGADOS	Jorge Nemr LEITE, TOSTO E BARROS	Ronaldo Rayes RAYES & FAGUNDES ADVOGADOS
João Guilherme Ferreira NORONHA ADVOGADOS	Enrique Hadad LOESER E PORTELA ADVOGADOS	Ricardo Loureiro SERASA SA	Walter Nimir DE VIVO, WHITAKER E CASTRO ADVOGADOS	Gabriella Reao ULHÔA CANTO, REZENDE E GUERRA-ADVOGADOS
Rafael Figueiredo SOUZA, CESCÓN, BARRIEU & FLESCH ADVOGADOS	Felipe Hansgmann VIEIRA, REZENDE, BARBOSA E GUERREIRO ADVOGADOS	Stefan Lourenço de Lima COSTA, WAISBERG E TAVARES PAES SOCIEDADE DE ADVOGADOS	Antonio Noronha LEFOSSE ADVOGADOS	Clarissa Rebello LEFOSSE ADVOGADOS
Clarissa Figueiredo de Souza Freitas MACHADO, MEYER, SENDACZ E OPICE ADVOGADOS	Thiago Hatab CHEDIAK, LOPES DA COSTA, CRISTOFARO, MENEZES CÔRTEZ, RENNÓ E ARAGÃO ADVOGADOS	Marina Maccabelli DEMAREST E ALMEIDA ADVOGADOS	Flávio Pinto Nunes THYSSENKRUPP CSA SIDERURGICA DO ATLANTICO	Marília Rennó CHEDIAK, LOPES DA COSTA, CRISTOFARO, MENEZES CÔRTEZ, RENNÓ E ARAGÃO ADVOGADOS
Guilherme Filardi DE LUCA, DERENUSSON, SCHUTTOFF E AZEVEDO ADVOGADOS	Ricardo Higashitani KLA-KOURY LOPES ADVOGADOS	Tiago Machado Corteg KLA-KOURY LOPES ADVOGADOS	Michael O'Connor GUERRA E BATISTA ADVOGADOS	Bruna Rey VEIRANO ADVOGADOS
Silvia Fisgman MACHADO, MEYER, SENDACZ E OPICE ADVOGADOS	Carlos Alberto Iacia PWC BRAZIL	Pedro Maciel VEIRANO ADVOGADOS	Daniel Oliveira SOUZA, CESCÓN, BARRIEU & FLESCH ADVOGADOS	Elisa Regende VEIRANO ADVOGADOS
Paulo Roberto Fogarolli Filho DUARTE GARCIA, CASELLI GUIMARÃES E TERRA ADVOGADOS	Jailis Isabel Santos Quinta Cunha COSTA, WAISBERG E TAVARES PAES SOCIEDADE DE ADVOGADOS	Estêvão Mallet MALLET E ADVOGADOS ASSOCIADOS	Evanj Oliveira PWC BRAZIL	Andrega Ribeiro SOUZA, CESCÓN, BARRIEU & FLESCH ADVOGADOS
Julian Fonseca Peña Chediak CHEDIAK, LOPES DA COSTA, CRISTOFARO, MENEZES CÔRTEZ, RENNÓ E ARAGÃO ADVOGADOS	Rogério Jorge AÊS ELETROPAULO	Camila Mansur Haddad O. Santos LAZZARINI MORETTI E MORAES ADVOGADOS	Taisa Oliveira KLA-KOURY LOPES ADVOGADOS	Juliana Ribeiro MACHADO, MEYER, SENDACZ E OPICE ADVOGADOS
Luiz França CASTRO, BARROS, SOBRAL, GOMES ADVOGADOS	Sabrina Justi PWC BRAZIL	Gláucia Mara Coelho MACHADO, MEYER, SENDACZ E OPICE ADVOGADOS	Eduardo Ono Terashima DEMAREST E ALMEIDA ADVOGADOS	Eliane Ribeiro Gago DUARTE GARCIA, CASELLI GUIMARÃES E TERRA ADVOGADOS
Raphael Freitas VEIRANO ADVOGADOS	Breno Kingma VIEIRA, REZENDE, BARBOSA E GUERREIRO ADVOGADOS	Deborah Marques SOUZA, CESCÓN, BARRIEU & FLESCH ADVOGADOS	Gyedre Palma Carneiro de Oliveira SOUZA, CESCÓN, BARRIEU & FLESCH ADVOGADOS	Laura Ribeiro Vissotto 1º CARTÓRIO DE NOTAS DE SÃO JOSÉ DOS CAMPOS
Henrique Funk Lo Sardo LAZZARINI MORETTI E MORAES ADVOGADOS	Gabriela Kriek SOUZA, CESCÓN, BARRIEU & FLESCH ADVOGADOS	Renata Martins de Oliveira MACHADO, MEYER, SENDACZ E OPICE ADVOGADOS	Franco Parente SOUZA, CESCÓN, BARRIEU & FLESCH ADVOGADOS	Mariana Rodrigues SOUZA, CESCÓN, BARRIEU & FLESCH ADVOGADOS
Renato G.R. Maggio MACHADO, MEYER, SENDACZ E OPICE ADVOGADOS	Sarah Ladeira Lucas SOUZA, CESCÓN, BARRIEU & FLESCH ADVOGADOS	Thais Martone SOUZA, CESCÓN, BARRIEU & FLESCH ADVOGADOS	Luis Filipe Pedro MACHADO, MEYER, SENDACZ E OPICE ADVOGADOS	Viviane Rodrigues SOUZA, CESCÓN, BARRIEU & FLESCH ADVOGADOS
Rafael Gagliardi DEMAREST E ALMEIDA ADVOGADOS	Claudio Lampert LEFOSSE ADVOGADOS	Laura Masetto Meyer PINHEIRO GUIMARÃES ADVOGADOS	Rogerio Rabelo Peixoto BANCO CENTRAL DO BRASIL	Marcos Roriz MACHADO, MEYER, SENDACZ E OPICE ADVOGADOS
Diego Galvão MACHADO, MEYER, SENDACZ E OPICE ADVOGADOS	Rodrigo Lara Alves da Silva RAYES & FAGUNDES ADVOGADOS	Marcelo Mattos VEIRANO ADVOGADOS	Paulo Penteado de Faria e Silva Neto VEIRANO ADVOGADOS	Luis Augusto Roux Azevedo DE LUCA, DERENUSSON, SCHUTTOFF E AZEVEDO ADVOGADOS
Rodrigo Garcia da Fonseca OSORIO E MAYA FERREIRA ADVOGADOS	Juliano Lagzarini Moretti LAZZARINI MORETTI E MORAES ADVOGADOS	Felipe Oliveira Mavignier GASPARINI, DE CRESCI E NOGUEIRA DE LIMA ADVOGADOS	Luciana Pereira Costa ULHÔA CANTO, REZENDE E GUERRA-ADVOGADOS	José Samurá Saiani MACHADO, MEYER, SENDACZ E OPICE ADVOGADOS
José Pedro Gevaerd DEMAREST E ALMEIDA ADVOGADOS	José Augusto Leal CASTRO, BARROS, SOBRAL, GOMES ADVOGADOS	Davi Medina Vilela VIEIRA, REZENDE, BARBOSA E GUERREIRO ADVOGADOS	Luanda Pinto Backheuser DE LUCA, DERENUSSON, SCHUTTOFF E AZEVEDO ADVOGADOS	Carolina Santos Costa MACHADO, MEYER, SENDACZ E OPICE ADVOGADOS
Andréa Giamondo Massei Rossi LOBO & DE RIZZO ADVOGADOS	Alexandre Leite SOUZA, CESCÓN, BARRIEU & FLESCH ADVOGADOS	Aloysio Meirelles de Miranda ULHÔA CANTO, REZENDE E GUERRA-ADVOGADOS	Antonio Claudio Pinto da Fonseca CONSTRUTORA MG LTDA	Priscilla Saraiva ULHÔA CANTO, REZENDE E GUERRA-ADVOGADOS
Juliana Gile DE LUCA, DERENUSSON, SCHUTTOFF E AZEVEDO ADVOGADOS	Flávia Leite SOUZA, CESCÓN, BARRIEU & FLESCH ADVOGADOS	Marianne Mendes Webber SOUZA, CESCÓN, BARRIEU & FLESCH ADVOGADOS	Cassia Piggotti DEMAREST E ALMEIDA ADVOGADOS	Anelise Maria Jircik Sasson AÊS ELETROPAULO
Michelle Giraldi PWC BRAZIL	Rodrigo Leite Moreira VIEIRA, REZENDE, BARBOSA E GUERREIRO ADVOGADOS	Alexandre Mesquita SOUZA, CESCÓN, BARRIEU & FLESCH ADVOGADOS	Raphael Polito RAYES & FAGUNDES ADVOGADOS	Carolina Schreier KLA-KOURY LOPES ADVOGADOS
Luiz Marcelo Gois BARBOSA, MÜSSNICH & ARAGÃO ADVOGADOS	Alexandre Leite Ribeiro do Valle V,M&L ADVOGADOS	João Montandon Borges MONTANDON BORGES - ADVOCACIA E CONSULTORIA	Renato Poltronieri DEMAREST E ALMEIDA ADVOGADOS	Edson Schueler VEIRANO ADVOGADOS
Cláudio R. F. Golgo GOLGO ADVOGADOS	Karina Lerner BARBOSA, MÜSSNICH & ARAGÃO ADVOGADOS	Adriano Morais	José Ribeiro do Prado Junior MACHADO, MEYER, SENDACZ E OPICE ADVOGADOS	Sabine Schuttoff DE LUCA, DERENUSSON, SCHUTTOFF E AZEVEDO ADVOGADOS
Rodrigo Gomes Maia NORONHA ADVOGADOS	Paloma Valeria Lima Martins MACHADO, MEYER, SENDACZ E OPICE ADVOGADOS	Renata M. Moreira Lima LAZZARINI MORETTI E MORAES ADVOGADOS	Aline Prado Silva DE CONTI LAW OFFICE	Lucas Seabra MACHADO, MEYER, SENDACZ E OPICE ADVOGADOS
Renata Gonçalves HALLIBURTON PRODUTOS LTDA	Rafael Lins e Silva Nascimento COSTA, WAISBERG E TAVARES PAES SOCIEDADE DE ADVOGADOS	Gustavo Morel VEIRANO ADVOGADOS	Antonio Celso Pugliese VELLA PUGLIESE BUOSI GUIDONI	Gabriel Seijo SOUZA, CESCÓN, BARRIEU & FLESCH ADVOGADOS
Diógenes Gonçalves Neto PINHEIRO NETO ADVOGADOS	Ana Lobo VEIRANO ADVOGADOS	Cristiny Mroczkoski Rocha GOLGO ADVOGADOS	Dario Rabay SOUZA, CESCÓN, BARRIEU & FLESCH ADVOGADOS	Erik Sernik VELLA PUGLIESE BUOSI GUIDONI
Gilberto Gornati COSTA, WAISBERG E TAVARES PAES SOCIEDADE DE ADVOGADOS	Ana Beatriz Lobo VEIRANO ADVOGADOS	Vladimir Mucury Cardoso CHEDIAK, LOPES DA COSTA, CRISTOFARO, MENEZES CÔRTEZ, RENNÓ E ARAGÃO ADVOGADOS	Ana Paula Rabello LEFOSSE ADVOGADOS	Rafael Setoguti Julio Pereira GASPARINI, DE CRESCI E NOGUEIRA DE LIMA ADVOGADOS
Eduardo Ferraz Guerra GUERRA E BATISTA ADVOGADOS	Maurly Lobo de Athayde CAMPOS MELLO ADVOGADOS	Ian Muniz VEIRANO ADVOGADOS	Carlos Alberto Ramos de Vasconcelos DEMAREST ADVOGADOS (RIO DE JANEIRO BRANCH)	Donizetti A. Silva DAS CONSULTORIA
	Fernando Loeser LOESER E PORTELA ADVOGADOS	Cássio S. Namur SOUZA, CESCÓN, BARRIEU & FLESCH ADVOGADOS		Laiza Silva SOUZA, CESCÓN, BARRIEU & FLESCH ADVOGADOS

- Sydney Simonaggio  
AES ELETROPAULO
- Michel Siqueira Batista  
VIEIRA, REZENDE, BARBOSA E  
GUERREIRO ADVOGADOS
- Beatriz Souza  
SOUZA, CESCON, BARRIEU &  
FLESCH ADVOGADOS
- Walter Stuber  
WALTER STUBER CONSULTORIA  
JURÍDICA
- Daniel Szyfman  
MACHADO, MEYER, SENDACZ E  
OPICE ADVOGADOS
- Rodrigo Takano  
MACHADO, MEYER, SENDACZ E  
OPICE ADVOGADOS
- Bernardo Teixeira  
VIEIRA, REZENDE, BARBOSA E  
GUERREIRO ADVOGADOS
- Celina Teixeira  
18° OFÍCIO DE NOTAS
- Maurício Teixeira dos Santos  
SOUZA, CESCON, BARRIEU &  
FLESCH ADVOGADOS
- Marcelo Tendolini Sacciotto  
RAYES & FAGUNDES  
ADVOGADOS
- Marcos Tiraboschi  
DE LUCA, DERENUSSON,  
SCHUTTOFF E AZEVEDO  
ADVOGADOS
- Gisele Trindade  
VELLA PUGLIESE BUOSI GUIDONI
- Oswaldo Cesar Trunci de  
Oliveira  
MACHADO, MEYER, SENDACZ E  
OPICE ADVOGADOS
- Suslei Tufaniuk  
AES ELETROPAULO
- Luciana Macedo V.G. da Silva  
SOUZA, CESCON, BARRIEU &  
FLESCH ADVOGADOS
- Bruno Valente  
PWC BRAZIL
- Ronaldo C. Veirano  
VEIRANO ADVOGADOS
- Anna Carolina Venturini  
PINHEIRO NETO ADVOGADOS
- Ademilson Viana  
DEMAREST E ALMEIDA  
ADVOGADOS
- Rafael Vitelli Depieri  
1° CARTÓRIO DE NOTAS DE SÃO  
JOSÉ DOS CAMPOS
- Karina Vlahos  
DE LUCA, DERENUSSON,  
SCHUTTOFF E AZEVEDO  
ADVOGADOS
- José Carlos Wahle  
VEIRANO ADVOGADOS
- Eduardo Guimarães Wanderley  
VEIRANO ADVOGADOS
- Simone Weber  
MACHADO, MEYER, SENDACZ E  
OPICE ADVOGADOS
- Thiago Wscieklica  
SOUZA, CESCON, BARRIEU &  
FLESCH ADVOGADOS
- Karin Yamauti Hatanaka  
SOUZA, CESCON, BARRIEU &  
FLESCH ADVOGADOS
- BRUNEI DARUSSALAM**  
ERNST & YOUNG
- Rena Aglina Abd Aziz  
MINISTRY OF FINANCE
- Abdul Aziz Abdullah  
DEPARTMENT OF ELECTRICAL  
SERVICES
- Mohd Anuwar Aziz  
NEW SUPER BRIGHT LIGHTING  
ENTERPRISE
- Danny Chua  
BRUNEI TRANSPORTING  
COMPANY
- Mohamad Daud Ismail  
DAUD ISMAIL AND COMPANY
- Hajah Norahimah Haji Aji  
DEPARTMENT OF LABOR,  
MINISTRY OF HOME AFFAIRS
- Mohamad Saiful Adilin Haji  
Edin  
MINISTRY OF FINANCE
- Roaigan Johari  
AUTORITI MONETARI BRUNEI  
DARUSSALAM
- Zuleana Kassim  
LEE CORPORATEHOUSE  
ASSOCIATES
- Cynthia Kong  
WKA & ASSOCIATES
- Farah Kong  
AUTORITI MONETARI BRUNEI  
DARUSSALAM
- Kin Chee Lee  
LEE CORPORATEHOUSE  
ASSOCIATES
- Lennon Lee  
PWC SINGAPORE
- Kelvin Lim  
RIDZLAN LIM ADVOCATES &  
SOLICITORS
- Colin Ong  
DR. COLIN ONG LEGAL SERVICES
- Karthikeyan Srinivasan  
AUTORITI MONETARI BRUNEI  
DARUSSALAM
- Shagali Sulaiman  
KPMG
- Ting Tiu Pheng  
ARKITEK TING
- Cecilia Wong  
TRICOR (B) SDN BHD
- BULGARIA**  
TAX ACCOUNT LTD.
- Svetlin Adrianov  
PENKOV, MARKOV & PARTNERS
- Stefan Angelov  
V CONSULTING BULGARIA
- Rusalena Angelova  
DJINGOV, GUGINSKI,  
KYUTCHUKOV & VELICHKOV
- Ganka Belcheva  
BELCHEVA & KARADJOVA LLP
- Ilian Beslemeshki  
GEORGIEV, TODOROV & CO.
- Plamen Borissov  
BORISSOV & PARTNERS
- Christopher Christov  
PENEV LLP
- Maria Danailova  
DANAILOVA, TODOROV AND  
PARTNERS LAW FIRM
- Kostadinka Deleva  
GUGUSHEV & PARTNERS
- Valeria Dieva  
KALAJDIEV & GEORGIEV
- Irina Dilkinska  
PENEV LLP
- George Dimitrov  
DIMITROV, PETROV & CO.
- Nataliya Dimova  
CEZ DISTRIBUTION BULGARIA  
AD, MEMBER OF CEZ GROUP
- Ina Dobriyanova  
CEZ DISTRIBUTION BULGARIA  
AD, MEMBER OF CEZ GROUP
- Silvia Dulevska  
BULGARIAN NATIONAL BANK
- Terega Enicharova  
DOBREV & LYUTSKANOV
- Atanas Georgiev  
PUBLIC SERVICES OOD
- Ralitsa Gougleva  
DJINGOV, GUGINSKI,  
KYUTCHUKOV & VELICHKOV
- Kristina Gouneva  
DOBREV & LYUTSKANOV
- Katerina Gramatikova  
DOBREV & LYUTSKANOV
- Mariya Grigorova  
DINOVA RUSEV & PARTNERS
- Stefan Gugushev  
GUGUSHEV & PARTNERS
- Velyana Hristova  
PENKOV, MARKOV & PARTNERS
- Iliya Iliev  
PRIMORSKA AUDIT COMPANY -  
MEMBER OF RUSSELL BEDFORD  
INTERNATIONAL
- Gergana Ilieva  
DOBREV & LYUTSKANOV
- Ginka Iskrova  
PWC BULGARIA
- Vesela Kabatliyska  
DINOVA RUSEV & PARTNERS
- Angel Kalaidjiev  
KALAJDIEV & GEORGIEV
- Yavor Kambourov  
KAMBOUROV & PARTNERS
- Mina Kapsagova  
PWC BULGARIA
- Niya Kehayova  
CEZ DISTRIBUTION BULGARIA  
AD, MEMBER OF CEZ GROUP
- Stoina Kirazova  
PENEV LLP
- Hristina Kirilova  
KAMBOUROV & PARTNERS
- Yordan Kostov  
LEGALEX LAW OFFICE
- Tsvetan Krumov  
SCHOENHERR
- Stephan Kyutchukov  
DJINGOV, GUGINSKI,  
KYUTCHUKOV & VELICHKOV
- Raumen Lyutskanov  
DOBREV & LYUTSKANOV
- Jordan Manahilov  
BULGARIAN NATIONAL BANK
- Dimitrinka Metodieva  
GUGUSHEV & PARTNERS
- Slavi Mikinski  
LEGALEX LAW OFFICE
- Blagomir Minov  
TSVETKOVA, BEBOV AND  
PARTNERS
- Vladimir Natchev  
ARSOV NATCHEV GANEVA
- Yordan Naydenov  
BOYANOV & CO.
- Valentina Nedkova  
CIBANK
- Maria Pashalieva  
PENKOV, MARKOV & PARTNERS
- Lilia Pencheva  
EXPERIAN BULGARIA EAD
- Stefan Radev  
MULTIBRANDS
- Konstantin Rigov  
GYUROV & RIZOV LAW OFFICE
- Milen Rusev  
DINOVA RUSEV & PARTNERS
- Anna Saeva  
TSVETKOVA, BEBOV AND  
PARTNERS
- Svetoslav Shterev  
VIRTUS
- Elizabeta Sidi  
PWC BULGARIA
- Dimitar Slavchev  
PENKOV, MARKOV & PARTNERS
- Krum Stanchev
- Konstantin Stoyanov  
GUGUSHEV & PARTNERS
- Roman Stoyanov  
PENKOV, MARKOV & PARTNERS
- Margarita Stoyanova  
KAMBOUROV & PARTNERS
- Vessela Tcherneva-Yankova  
V CONSULTING BULGARIA
- Alexandrina Terziyska  
GUGUSHEV & PARTNERS
- Kaloyan Todorov  
DANAILOVA, TODOROV AND  
PARTNERS LAW FIRM
- Svilen Todorov  
TODOROV & DOYKOVA LAW  
FIRM
- Viktor Tokushev  
TOKUSHEV AND PARTNERS
- Georgi Tsonchev  
SCHOENHERR
- Irina Tsvetkova  
PWC BULGARIA
- Georgi Tsvetkov  
DJINGOV, GUGINSKI,  
KYUTCHUKOV & VELICHKOV
- Rossitsa Valeva  
PWC BULGARIA
- Miroslav Varnaliev  
UNIMASTERS LOGISTICS PLC.
- Monika Yaneva  
KALAJDIEV & GEORGIEV
- BURKINA FASO**  
DIRECTION GÉNÉRALE DU  
CONTRÔLE DES OPÉRATIONS  
D'AMÉNAGEMENT ET DE  
CONSTRUCTION
- NAVITRANS
- Pierre Abadie  
CABINET PIERRE ABADIE
- Seydou Balama  
ETUDE MAÎTRE BALAMA SEYDOU
- Euphrasie Bambara  
BOLLORÉ AFRICA LOGISTICS
- Bassambie Bationo  
BCEAO
- Dieudonne Bonkoungou  
CABINET BONKOUNGOU
- Patrick D. Grahoun  
ERNST & YOUNG
- Serge Damiba  
ARCHI CONSULT
- Denis Dawende  
OFFICE NOTARIAL ME JEAN  
CELESTIN ZOURE
- Seydou Diarra
- Bertrand Fleury  
BOLLORÉ AFRICA LOGISTICS
- Mahaman Tahir Hamani  
BCEAO
- Césaire Kambou  
CABINET D'ARCHITECTURE  
AGORA
- Issaka Kargougou  
MAISON DE L'ENTREPRISE DU  
BURKINA FASO
- Gilbert Kibtonré  
CEFAC
- Alain Gilbert Koala  
ORDRE DES ARCHITECTES DU  
BURKINA
- Abraham Liadan  
PWC CÔTE D'IVOIRE
- Adeline Messou  
PWC CÔTE D'IVOIRE
- Eric N'Guessan  
ERNST & YOUNG
- André Ouedraogo  
CABINET BONKOUNGOU
- Martin Ouedraogo  
UNION INTERNATIONALE DE  
NOTARIAT
- N. Henri Ouedraogo  
DIRECTION GÉNÉRALE DES  
IMPÔTS
- Oumarou Ouedraogo  
CABINET OUEDRAOGO
- Ousmane Honore Ouedraogo  
MAISON DE L'ENTREPRISE DU  
BURKINA FASO
- Linda Rakotonavalona  
CABINET JOHN W. FFOOKS &  
CO., MEMBER OF BOWMAN  
GILFILLAN AFRICA GROUP
- Sariaka Randrianarisoa  
CABINET JOHN W. FFOOKS &  
CO., MEMBER OF BOWMAN  
GILFILLAN AFRICA GROUP
- Bénéwendé S. Sankara  
CABINET MAÎTRE SANKARA
- Moussa Sanogo  
BCEAO
- Hermann Lambert Sanon  
GROUPE HAGE
- Adama Saouadogo  
ONEA
- Moussa Ousmane Sawadogo  
DIRECTION GÉNÉRALE DES  
IMPÔTS
- Roland Sow  
BOLLORÉ AFRICA LOGISTICS
- Dominique Taty  
PWC CÔTE D'IVOIRE
- Moussa Traore  
MAISON DE L'ENTREPRISE DU  
BURKINA FASO
- Fousséni Traoré  
PWC CÔTE D'IVOIRE
- Bouba Yaguibou  
SCPA YAGUIBOU & YANOGO
- Emmanuel Yehouessi  
BCEAO
- Bogore Zongo  
CHAMBRE NATIONALE DES  
HUISSIERS DE JUSTICE DU  
BURKINA FASO
- Sylvie Zongo  
CABINET PIERRE ABADIE







- Aurora Barroso  
PARRA RODRÍGUEZ SANÍN SAS
- Jorge Beatar  
PRIETO & CARRIZOSA SA
- Jairo Benavides  
BLU LOGISTICS COLOMBIA
- Fernando Bermúdez Durana  
MUÑOZ TAMAYO & ASOCIADOS
- Andres Bernal  
REAL CARGA LTDA
- Carlos Bernal  
KPMG
- Martha Bonett  
CAVELIER ABOGADOS
- Joe Ignacio Bonilla Gálvez  
MUÑOZ TAMAYO & ASOCIADOS
- Jose Luigi Bucheli Aguallimpia  
CURADURIA URBANA 4
- Leonardo Calderón Perdomo  
COLEGIO DE REGISTRADORES DE INSTRUMENTOS PÚBLICOS DE COLOMBIA
- Carolina Camacho  
POSSE HERRERA RUIZ
- Claudia Marcela Camargo Arias  
PWC COLOMBIA
- Beatriz Elena Campuzano Restrepo  
AGENCIA DE ADUANA CARLOS E. CAMPUZANO
- Wilson Camilo Cantor Pulido  
GÓMEZ-PINZÓN ZULETA ABOGADOS SA
- Darío Cárdenas  
CÁRDENAS & CÁRDENAS
- Natalia Caroprese  
JOSE LLOREDA CAMACHO & CO.
- Carlos Carvajal  
JOSE LLOREDA CAMACHO & CO.
- Luis Miguel Carvajal  
CODENSA SA ESP
- Mauricio Castillo Benitez  
BURÓ DE CRÉDITO CIFIN SA
- Natalia Carolina Chávez  
Moncada  
PARRA RODRÍGUEZ SANÍN SAS
- Ernesto Jorge Clavejo Sierra  
CURADURIA URBANA 1
- Juan Pablo Concha Delgado  
BAKER & MCKENZIE
- Felipe Cuberos  
PRIETO & CARRIZOSA SA
- Lorena Díaz  
JOSE LLOREDA CAMACHO & CO.
- Ana Lucia Fernandez de Soto  
POSSE HERRERA RUIZ
- Jairo Flechas  
GENELEC DE COLOMBIA SAS
- María Fernanda Florez  
POSSE HERRERA RUIZ
- Ventura Jimmy Fonseca Díaz  
ALMAVIVA GLOBAL CARGO SA
- Carlos Fradique-Méndez  
BRIGARD & URRUTIA, MEMBER OF LEX MUNDI
- Carlos Frieri  
SOCIEDAD PORTUARIA REGIONAL DE CARTAGENA
- Wilman Gargón  
CODENSA SA ESP
- Yaneth Gómez  
ALPINA PRODUCTOS ALIMENTICIOS SA
- Carolina Gómez Calderón  
QBCO SA
- Francisco Gongález  
PARRA RODRÍGUEZ SANÍN SAS
- Juan Ignacio Guerra  
BRIGARD & URRUTIA, MEMBER OF LEX MUNDI
- Santiago Gutiérrez  
JOSE LLOREDA CAMACHO & CO.
- William Rene Gutierrez Oregon  
INSTITUTO COLOMBIANO AGROPECUARIO
- Antonio Hincapie  
ELECTRICOL
- Laura Villaveces Hollman  
BRIGARD & URRUTIA, MEMBER OF LEX MUNDI
- David Kassín  
BLU LOGISTICS COLOMBIA
- Carlos Mario Lafaurie Escorce  
PWC COLOMBIA
- Nubia Lamprea  
CODENSA SA ESP
- Jorge Lara-Urbaneja  
LARA CONSULTORES
- Alejandro Linares-Cantillo  
GÓMEZ-PINZÓN ZULETA ABOGADOS SA
- Francisco Mariño  
GESTIÓN INTEGRAL ELÉCTRICA - GIE
- Camilo Martínez Beltrán  
MARTINEZ NEIRA
- Luis Humberto Martínez  
Lacouture  
INSTITUTO COLOMBIANO AGROPECUARIO
- Alejandro Medina  
JOSE LLOREDA CAMACHO & CO.
- Juan Camilo Medina Contreras  
PWC COLOMBIA
- Luis Mendoga  
JOSE LLOREDA CAMACHO & CO.
- Catalina Menjura  
POSSE HERRERA RUIZ
- Carlos Mira Velasquez  
CI DE AZUCARES Y MIELES
- Ricardo Molano  
POSSE HERRERA RUIZ
- Luis Gabriel Morcillo-Méndez  
BRIGARD & URRUTIA, MEMBER OF LEX MUNDI
- Juan Carlos Moreno Peralta  
RODRÍGUEZ, RETAMOSO & ASOCIADOS SAS
- Francisco Javier Morón López  
PARRA RODRÍGUEZ SANÍN SAS
- Julian Motta  
CAVELIER ABOGADOS
- Nydia Constanza Muñoz Vivas  
ALTEA FARMA
- Caterine Noriega Cardenas  
GESTIÓN LEGAL COLOMBIA
- Juan Sebastian Noriega Cardenas  
GESTIÓN LEGAL COLOMBIA
- Tonia Orogco  
BRIGARD & URRUTIA, MEMBER OF LEX MUNDI
- Adriana Carolina Ospina Jiméñez  
BRIGARD & URRUTIA, MEMBER OF LEX MUNDI
- Jorge Osuna Díaz  
GESTIÓN INTEGRAL ELÉCTRICA - GIE
- Juan Andres Palacios  
LEWIN & WILLS ABOGADOS
- Santiago Parra  
PARRA RODRÍGUEZ SANÍN SAS
- Silvia Patiño  
CAVELIER ABOGADOS
- Daniel Peña  
BRIGARD & URRUTIA, MEMBER OF LEX MUNDI
- Christian Pérez  
JOSE LLOREDA CAMACHO & CO.
- Estefanía Ponce Durán  
POSSE HERRERA RUIZ
- Carolina Posada  
POSSE HERRERA RUIZ
- Patricia Prieto  
PANALPINA SA
- Raul Quevedo  
JOSE LLOREDA CAMACHO & CO.
- Natalia Eugenia Quijano Uribe  
CODENSA SA ESP
- Juan Sebastián Reina Zapata  
SOCIEDAD PORTUARIA REGIONAL DE CARTAGENA
- María Cristina Reyes  
BIOTECNO
- Luisa Rico Sierra  
MUÑOZ TAMAYO & ASOCIADOS
- Adrián Rodríguez  
LEWIN & WILLS ABOGADOS
- Liliana Rodríguez  
RODRÍGUEZ, RETAMOSO & ASOCIADOS SAS
- Iván Rodríguez  
PARRA RODRÍGUEZ SANÍN SAS
- Jaime Alberto Rodríguez  
Cuestas  
NOTARÍA 13 DE BOGOTÁ
- Bernardo Rodríguez Ossa  
PARRA RODRÍGUEZ SANÍN SAS
- Sonia Eligabeth Rojas Igaquita  
GALLO MEDINA ABOGADOS ASOCIADOS
- Cristina Rueda Londoño  
PRIETO & CARRIZOSA SA
- Edgar Ruiz  
LEWIN & WILLS ABOGADOS
- Juan Carlos Salazar Barragan  
CURADURIA URBANA 4
- Juan Diego Saldarriaga L  
LEWIN & WILLS ABOGADOS
- Paula Samper Salazar  
GÓMEZ-PINZÓN ZULETA ABOGADOS SA
- Jose Rafael San Miguel Roldán  
INSTITUTO COLOMBIANO AGROPECUARIO
- Edna Sarmiento  
CAVELIER ABOGADOS
- María Carolina Sarmiento  
POSSE HERRERA RUIZ
- Diego Sastoque  
PARRA RODRÍGUEZ SANÍN SAS
- Omar Serrano  
CODENSA SA ESP
- Alexandra Silveira  
JOSE LLOREDA CAMACHO & CO.
- Cristina Stiefken  
LEWIN & WILLS ABOGADOS
- Juan Reinaldo Suarez  
CURADURIA URBANA 1
- Raúl Alberto Suárez Arcila  
SUÁREZ ARCILA & ABOGADOS ASOCIADOS
- Diana Talero  
SUPERINTENDENCY OF CORPORATION
- Luis Daniel Tamara  
ALMAVIVA GLOBAL CARGO SA
- Diego Munoz Tamayo  
MUÑOZ TAMAYO & ASOCIADOS
- Gustavo Tamayo Arango  
JOSE LLOREDA CAMACHO & CO.
- Faunier David Toro Heredia  
CODENSA SA ESP
- Felipe Torres  
CAVELIER ABOGADOS
- Jose Alejandro Torres  
POSSE HERRERA RUIZ
- Angela Carolina Vaca  
Bohórquez  
PWC COLOMBIA
- Ketty Valbuena Yamhure  
BURÓ DE CRÉDITO CIFIN SA
- Diana Vaughan  
LEWIN & WILLS ABOGADOS
- Frank Velandia  
TECLOGIC LTDA
- Patricia Vergara  
GÓMEZ-PINZÓN ZULETA ABOGADOS SA
- Ismael Visbal  
BAKER & MCKENZIE
- Adriana Zapata  
CAVELIER ABOGADOS
- Alberto Zuleta  
CARDENAS & CARDENAS
- Diana Zuleta  
PARRA RODRÍGUEZ SANÍN SAS
- COMOROS**  
UCCIA - UNION DES CHAMBRES DE COMMERCE, D'INDUSTRIE, ET D'AGRICULTURE DES COMORES
- Muhammad Abdallah Halifa  
GROUPE HASSANATI SOILHI - GROUPE HASOIL
- Issiaka Abdouragak  
ETUDE MAÎTRE ABDOURAZAK
- Hilmy Aboudsaid  
COMORES CARGO INTERNATIONAL
- Yassian Ahamed  
DIRECTION DE L'ENERGIE
- Bahassani Ahmed  
CABINET D'AVOCAT BAHASSANI
- Omar Said Allaoui  
E.C.D.I.
- Mougaoui Amroine  
COMMISSION NATIONALE DE PREVENTION ET DE LUTTE CONTRE LA CORRUPTION (CNPLC)
- Said Ali Said Athouman  
UNION OF THE CHAMBER OF COMMERCE
- Youssoub Ibn Ismael Aticki  
BARREAU DE MORONI
- Fahmi Said Ibrahim  
CABINET FAHMI SAID IBRAHIM
- Youssef Ismael  
DIRECTION GÉNÉRALE DES IMPÔTS
- Madiane Mohamed Issa  
LAWYER
- Mohamed Mbechezi  
CODETRANS
- Abdoulatuf Moissuli  
ANPI INVEST IN COMOROS
- Abdoulbastoi Moudjahidi  
Farahati Moussa  
MOVEMENT DES ENTREPRENEURS COMORIENS (MODEC)
- Ibrahim A. Mzimba  
CABINET MZIMBA AVOCATS
- Said Mohamed Nassur  
ENERGIE COMOROS
- Nasser Radjabou  
DIRECTION GÉNÉRALE DES ROUTES ET TRANSPORT ROUTIERS
- Marco Raymond
- Faougia Said Soilihi  
ANPI INVEST IN COMOROS
- Daoud Saidali Tohiri  
ANPI INVEST IN COMOROS
- CONGO, DEM. REP.**  
CABINET D'ARCHITECTE MARC PERAZZONE
- Barry Abdourahmane  
SDV LOGISTICS
- Michel Alenda  
KLAM & PARTNERS AVOCATS
- Yves Aloni Mukoko  
UNIVERSITÉ DE KINSHASA
- Salavatrice Bahindwa Bahati  
ETUDE KABINDA - CABINET D'AVOCATS
- Max Bandu Ngongala  
KPMG
- Lucien Basubi  
KPMG
- Jean Timothée Bisimwa  
PROVINCIAL COMMISSION
- Jean Adolphe Bitenu  
ANAPI
- Hugo Bolanshi  
YAV & ASSOCIATES
- Guillaume Bononge Litobaka  
ROCAT SPRL
- Nicaise Chikuru Munyogwarha  
CHIKURU & ASSOCIÉS
- Victor Créspel Musafiri  
CABINET D'AVOCAT JCC&A
- Jean-Paul Dambana  
SOCODAM LTD.
- Prosper Djuma Bilali  
CABINET MASAMBA
- Edouard Dunia Idumbo  
MINISTÈRE DES AFFAIRES FONCIÈRES
- Holly Embonga Tomboli  
CHIKURU & ASSOCIÉS
- Irénée Falanka  
CABINET IRÉNÉE FALANKA
- Fumany Gumbadi  
SOCIÉTÉ NATIONALE D'ELECTRICITÉ (SNEL)
- Amisi Herady  
GUICHET UNIQUE DE CREATION D'ENTREPRISE
- Patou Ikoko Tangamu  
BANQUE CENTRALE DU CONGO
- Lydie Isengingo Luango  
BARREAU DE KINSHASA/MATETE
- Ida Jiaget  
KLAM & PARTNERS AVOCATS
- Samuel Josso  
PWC CONGO (DEMOCRATIC REPUBLIC OF)
- Rene Kala Konga  
EGEC

Gaston Kalambay Lumpungu  
UNIVERSITÉ DE KINSHASA

Nicky Kanyiki Katshindi  
PROCREDIT BANK

Benoit Kapila  
SDV LOGISTICS

Dieudonné Kasuva  
AL HEELAM TOURS & TRAVELS

Robert Katambu  
CABINET LUBALA & ASSOCIÉS

Onegime Kaunda  
REGISTRE COMMERCE ET CREDIT  
IMMOBILIER

Gracia Kavumvula  
MINISTÈRE DES AFFAIRES  
FONCIÈRES

Pierre Kagadi Tshibanda  
CABINET MASAMBA

Arly Khuty  
CABEMERY & ASSOCIATES

Dolores Sonia Kimpwene  
ETUDE KABINDA - CABINET  
D'AVOCATS

Baby Kitoko  
EXPERTS FREIGHT - RDC

Marc Kongomayi Mulumba  
SOCIÉTÉ NATIONALE  
D'ELECTRICITÉ (SNEL)

Christ Kutu  
CABEMERY & ASSOCIATES

Richard Léonard Lomami  
SDV LOGISTICS

Jules Wemby Lofudu  
MINISTÈRE DE L'ENSEIGNEMENT  
SUPÉRIEUR, INSTITUT  
SUPÉRIEUR D'ARCHITECTURE ET  
D'URBANISME

Christophe Louise-Julie  
PWC CONGO (DEMOCRATIC  
REPUBLIC OF)

Emmanuel Lubala Mugisho  
CABINET LUBALA & ASSOCIÉS

Christian Lukusa  
KLAM & PARTNERS AVOCATS

Serge Mwankana Lulu  
AVOCAT

Carol Lutaladio  
DIRECTION GÉNÉRALE DES  
DOUANES ET ACCISES

Vital Lwanga Biganbila  
CABINET VITAL LWANGA

Aubin Mabanga  
KLAM & PARTNERS AVOCATS

Béatrice Mabanga  
KLAM & PARTNERS AVOCATS

Robert Majambo  
YAV & ASSOCIATES

Vita Mampuya  
VIM AGENCY

Roger Masamba Makela  
CABINET MASAMBA

Aristide Mbayo Makyata  
DIRECTION GÉNÉRALE DES  
DOUANES ET ACCISES

Paul Mbodi  
KPMG

Tanayi Mbuy-Mbiye  
CABINET MBUY-MBIYE &  
ASSOCIÉS

Marie-Thérèse Moanda  
KLAM & PARTNERS AVOCATS

Junior Mosei Mbongo  
CABINET MASAMBA

Louman Mpooy  
MPOY LOUMAN & ASSOCIÉS

Christine Mpunga Tshim  
BANQUE CENTRALE DU CONGO

Pierre Msimba  
CABINET DJUNGA & RISASI

Céléstine Mukalay Kionde  
SOCIÉTÉ NATIONALE  
D'ELECTRICITÉ (SNEL)

Freddy Mulamba Senene  
CENTRE D'ARBITRAGE DU  
CONGO

Kisolokele Mvete  
GUICHET UNIQUE DE CREATION  
D'ENTREPRISE

Philippe Mvita Kabasele  
BANQUE CENTRALE DU CONGO

Gabriel Mwepu Numbi  
DIRECTION GÉNÉRALE DES  
DOUANES ET ACCISES

Ilunga Israel Ndambi  
S.I.É.C. SPRL

Felly Ngobila  
KLAM & PARTNERS AVOCATS

Victorine Bibiche Nsimba  
Kilembe  
BARREAU DE KINSHASA/MATETE

Jean-Bienvenu Ntwali  
Byavulwa  
ETUDE KABINDA - CABINET  
D'AVOCATS

Laurent Okitonembo  
CABINET DJUNGA & RISASI

Moïse Omar Kanda  
B.TSHIBANGU ILUNGA &  
ASSOCIÉS

Abdoulaye G. Ouane  
KLAM & PARTNERS AVOCATS

Jean-Louis Paquet  
ATELIER D'ARCHITECTURE

Jean-Yves Parant  
KPMG

Destin Pelete  
DHL GLOBAL FORWARDING

Pierre Risasi  
CABINET DJUNGA & RISASI

Robert Safari Zilarirwa  
COMMERCIAL COURT (TRIBUNAL  
DE COMMERCE)

Freddy Mulamba Senene  
MULAMBA & ASSOCIATES LAW  
FIRM

Christie Madudu Sulubika  
CABINET MADUDU SULUBIKA

William Tsasa  
KLAM & PARTNERS AVOCATS

Christian Tshibanda Mulunda  
CABINET MASAMBA

Sylvie Tshilanda Kabongo  
CABINET MADUDU SULUBIKA

Seraphin Umba  
YAV & ASSOCIATES

Willy Vangu Malanda  
BUREAU D'ARCHITECTE

Nadine Mundala Walo  
CABINET MADUDU SULUBIKA

**CONGO, REP.**  
FRANCK EXPORT CONGO

Prosper Bigitou  
PWC

Antoine Bakolo Joue  
CAP ARCHITECTS

Lydie Diawara  
SNE (SOCIÉTÉ NATIONALE  
D'ELECTRICITÉ)

Mathias Essereke  
CABINET D'AVOCATS MATHIAS  
ESSEREKE

Philippe Fouda Fouda  
BEAC CAMEROON

Joe Pépin Foundoux  
PWC

Gaston Gapo  
ATELIER D'ARCHITECTURE ET  
D'URBANISME

Maria Eduarda de Lemos  
Godinho  
MIRANDA CORREIA AMENDOEIRA  
& ASSOCIADOS - SOCIEDADE DE  
ADVOGADOS RL

Emmanuel Le Bras  
PWC

Christian Eric Locko  
BRUDEY, ONDZIEL GNELENGA,  
LOCKO CABINET D'AVOCATS

Salomon Louboula  
ETUDE NOTARIALE LOUBOULA

Jay Makoundou  
PWC

Ado Patricia Marlene Matissa  
CABINET NOTARIAL MATISSA

Benic Mbanwie  
PWC

Zahour Mbemba  
BUSINESS LAWYER AND  
INTERPRETER

Firmin Moukengue  
CABINET MOUKÉNGUE

Robert Ngabou  
CAP ARCHITECTS

Regina Nicole Okandga Yoka  
DIRECTION GÉNÉRALE DES  
IMPÔTS

Jean Petro  
CABINET D'AVOCATS JEAN  
PETRO

Andre François Quenum  
CABINET ANDRE FRANCOIS  
QUENUM

Sariaka Randrianarisoa  
CABINET JOHN W. FFOOKS &  
CO., MEMBER OF BOWMAN  
GILFILLAN AFRICA GROUP

Jean Jacques Youlou  
MINISTÈRE DE LA  
CONSTRUCTION, DE  
L'URBANISME ET HABITAT

Alpha Zingamoko  
PWC

**COSTA RICA**  
AUTORIDAD REGULADORA  
DE LOS SERVICIOS PUBLICOS  
(ARESEP)

Luis Acuna  
ASESORES LEGALES EN  
PROPIEDAD INDUSTRIAL

Gloriana Alvarado  
PACHECO COTO

Arnoldo André  
ANDRE TINOCO ABOGADOS

Alejandro Antillon  
PACHECO COTO

Carlos Araya  
CENTRAL LAW - QUIROS  
ABOGADOS

Alejandro Bettoni Traube  
DONINELLI & DONINELLI  
- ASESORES JURÍDICOS  
ASOCIADOS

Monica Castillo Quesada  
CÁMARA COSTARRICENSE DE LA  
CONSTRUCCIÓN

Silvia Chacon  
SOLEY, SABORIO & ASOCIADOS

Margot Chinchilla  
SOCIACO

Andrey Dorado  
ARIAS & MUÑOZ

Roberto Esquivel  
OLLER ABOGADOS

Dieter Gallop Fernandez  
GLOBAL LOGISTICS

Neftali Garro  
BLP ABOGADOS

Miguel Golcher Valverde  
COLEGIO DE INGENIEROS  
ELECTRICISTAS, MECÁNICOS E  
INDUSTRIALES

Roy Guzman Ramirez  
COMPAÑÍA NACIONAL DE  
FUERZA Y LUZ

Jorge Hernández  
COLEGIO DE INGENIEROS  
ELECTRICISTAS, MECÁNICOS E  
INDUSTRIALES

Randall Zamora Hidalgo  
COSTA RICA ABC

Elvis Jiménez Gutiérrez  
SUPERINTENDENCIA GENERAL DE  
ENTIDADES FINANCIERAS

Margarita Libby Hernandez  
MARGARITA LIBBY Y ASOCIADOS  
SA

Vicente Lines  
ARIAS & MUÑOZ

Carlos Marin Castro  
MINISTERIO DE COMERCIO  
EXTERIOR

Andres Mercado  
OLLER ABOGADOS

Jaime Molina  
PROYECTOS ICC SA

Jorge Montenegro  
AFRICA ARQUITECTURA Y  
DISEÑO

Eduardo Montoya Solano  
SUPERINTENDENCIA GENERAL DE  
ENTIDADES FINANCIERAS

Ricardo Murillo  
SOCIACO

Cecilia Naranjo  
LEX COUNSEL

Pedro Oller  
OLLER ABOGADOS

Diana Pál-Hegedüs  
PÁL-HEGEDÜS & ORTEGA  
ABOGADOS

Marianne Pál-Hegedüs Ortega  
PÁL-HEGEDÜS & ORTEGA  
ABOGADOS

Roger Petersen  
ALLIANCE LAW GROUP, SRL

Alvaro Quesada Loria  
AGUILAR CASTILLO LOVE

Mauricio Quiros  
CENTRAL LAW - QUIROS  
ABOGADOS

Ana Quiros Vaglio  
TRANSUNION

Ricardo Rodríguez  
CENTRAL LAW - QUIROS  
ABOGADOS

Manrique Rojas  
LEXINCORP

Miguel Ruiz Herrera  
LEX COUNSEL

Sergio Salas  
SEYSA CONSULTORÍA Y  
CONSTRUCCIÓN

Jose Luis Salinas  
GRUPO INMOBILIARIO DEL  
PARQUE

Luis Sánchez  
FACIO & CAÑAS, MEMBER OF  
LEX MUNDI

Ronny Michel Valverde Mena  
EXTRUSIONES DE ALUMINIO SA

Tracy Varela Calderón  
ARIAS & MUÑOZ

Ismael Vargas  
PWC COSTA RICA

Marianela Vargas  
PWC COSTA RICA

Jafet Zúñiga Salas  
SUPERINTENDENCIA GENERAL DE  
ENTIDADES FINANCIERAS

**CÔTE D'IVOIRE**

BICICI - BANQUE  
INTERNATIONALE POUR LE  
COMMERCE ET L'INDUSTRIE DE  
LA CÔTE D'IVOIRE

IMBOUA-KOUAO-TELLA (IKT) &  
ASSOCIÉS

Monique Allou  
ETUDE DE MAITRE MONIQUE  
ALLOU

Claude Aman  
BOLLORÉ AFRICA LOGISTICS

Ika Raymond Any-Gbayere  
ANYRAY & PARTNERS

Jean Baptiste Dotia  
CIE

Bassambie Bationo  
BCEAO

Diane Behiri  
ANYRAY & PARTNERS

Binde Binde  
SCGMT AFRICA TRANS-LOGISTICS  
INTERNATIONAL

Michel Kigito Brigoua-Bi  
BILE-AKA, BRIZOUA-BI &  
ASSOCIÉS

Lassinéy Kathann Camara  
CLK AVOCATS

Asman César  
CABINET N'GOAN, ASMAN &  
ASSOCIÉS

Ousmane Coulibaly  
MINISTÈRE DE LA  
CONSTRUCTION, DU LOGEMENT,  
DE L'ASSAINISSEMENT ET DE  
L'URBANISME

Patrick D. Grahouan  
ERNST & YOUNG

Arsène Dablé  
SCPA DOGUÉ-ABBÉ YAO &  
ASSOCIÉS

Zirignon Constant Delbe  
MINISTÈRE DE L'AGRICULTURE

Issa Diabaté  
KOFFI & DIABATÉ

Aboubakar-Sidiki Diarrassouba  
CLK AVOCATS

Cheick Diop  
CABINET DU DOCTEUR CHEICK  
DIOP, AVOCATS

Aly Djiohou  
IJF CONSEILS JURIDIQUES

- Marius Doh  
CIE
- Laure Dosseh  
ETUDE DE MAÎTRE KONE  
MAHOUA
- Yolande Doukoure Séhinabou  
DSY ARCHITECTE
- Dorothee K. Dreesen  
ETUDE MAÎTRE DREESEN
- Antoine Gahie  
EOLIS
- Liadé Vaudy Gbetibouo  
CLK AVOCATS
- Fatim Glti  
ECOBANK CÔTE D'IVOIRE
- Claude-Andrée Groga  
CABINET JEAN-FRANÇOIS  
CHAUVEAU
- Mahaman Tahir Hamani  
BCEAO
- Benoît-Joseph Hiahuat-Gadou  
CONSEIL NATIONAL DE L'ORDRE  
DES ARCHITECTES
- Nanette Kaba Ackah  
BOLLORÉ AFRICA LOGISTICS
- Barnabe Kabore  
NOVELEC SARL
- Guillaume Koffi  
CONSEIL NATIONAL DE L'ORDRE  
DES ARCHITECTES
- Noël Koffi  
CABINET NOËL Y. KOFFI
- François Komoin  
TRIBUNAL DE COMMERCE
- Fatoumata Konate Toure-B.  
ETUDE DE ME KONATE TOURE-B.  
FATOUMATA
- Dogbémin Gérard Kone  
SCPA NAMBEYA-DOGBEMIN &  
ASSOCIÉS
- Mahoua Kone  
ETUDE DE MAÎTRE KONE  
MAHOUA
- Kouassi Kongo Kouadio  
BOUYGUES ENERGIES &  
SERVICES
- Dramane Kouakou  
BOLLORÉ AFRICA LOGISTICS
- Usher Kouakou  
EOLIS
- Gilles Kouamé  
PWC CÔTE D'IVOIRE
- Angèle A. Kouassi  
CABINET KOUASSI ET ASSOCIÉS
- Dominique Kouyate  
BOLLORÉ AFRICA LOGISTICS
- Koyo  
SABKA
- Claude Lath  
UNIVERSAL SERVICE COMPANYY
- Cisse Mamadou  
TRIBUNAL DE COMMERCE
- Bruno Messerschmitt  
DELOITTE
- Adeline Messou  
PWC CÔTE D'IVOIRE
- Messou Augustin Messou Oi  
MINISTÈRE DE LA  
CONSTRUCTION, DU LOGEMENT,  
DE L'ASSAINISSEMENT ET DE  
L'URBANISME
- Sylla Mory  
CIE
- Nina Epse Moulot  
EOLIS
- Diomande Moussa  
FCL - FRET, CONSIGNATION,  
LOGISTIQUE
- Xavier Edouard N'cho  
MINISTÈRE DE L'AGRICULTURE
- Georges N'Goan  
CABINET N'GOAN, ASMAN &  
ASSOCIÉS
- Patricia N'guessan  
CABINET JEAN-FRANÇOIS  
CHAUVEAU
- Jacques Otró  
CONSEIL NATIONAL DE L'ORDRE  
DES ARCHITECTES
- Nanakan Ouattara  
MINISTÈRE DE L'AGRICULTURE
- Vanja Ramanandraitsiory  
CABINET JOHN W. FFOOKS &  
CO., MEMBER OF BOWMAN  
GILFILLAN AFRICA GROUP
- Sariaka Randrianarisoa  
CABINET JOHN W. FFOOKS &  
CO., MEMBER OF BOWMAN  
GILFILLAN AFRICA GROUP
- Athanase Raux  
CABINET RAUX, AMIEN &  
ASSOCIÉS
- Pierre Sahue  
EOLIS
- Felix Sally  
UNIVERSAL SERVICE COMPANYY
- Desire Sampah  
NOVELEC SARL
- Stephane Sampah  
NOVELEC SARL
- Moussa Sanogo  
BCEAO
- Zinda Sawadogo  
SOCIÉTÉ CIVILE  
PROFESSIONNELLE D'AVOCATS  
(SCPA) LE PARACLET
- Dominique Taty  
PWC CÔTE D'IVOIRE
- Sandrine Tegan  
GUICHET UNIQUE DE  
L'INVESTISSEMENT EN CÔTE  
D'IVOIRE - CEPICI
- Karidja Toure-Ballo  
ETUDE DE MAITRE KARIDJA  
TOURE-BALLO
- Djak Kady Traore  
CLK AVOCATS
- Fousséni Traoré  
PWC CÔTE D'IVOIRE
- Flora Vabry  
SCPA DOGUÉ-ABBÉ YAO &  
ASSOCIÉS
- Pascal Yao  
ETUDE DE MAITRE JEAN-THIERRY  
DEBEY
- Emmanuel Yehouessi  
BCEAO
- Tiede Robert Zigonhi  
MINISTÈRE DE L'AGRICULTURE
- CROATIA**
- Boris Andrejaš  
BABIĆ & PARTNERS
- Ines Androić Brajčić  
MINISTRY OF PHYSICAL  
PLANNING AND CONSTRUCTION
- Stanislav Babic  
BABIĆ & PARTNERS
- Dubravko Bačić  
UNIVERSITY OF ZAGREB
- Milan Bandić  
CENTRAL CITY ADMINISTRATION  
OF ZAGREB
- Hrvoje Bardek  
CMS LEGAL
- Tena Baričić  
GLINSKA & MIŠKOVIĆ LTD.
- Iva Bjelinski  
GLINSKA & MIŠKOVIĆ LTD.
- Karmen Boban  
GLINSKA & MIŠKOVIĆ LTD.
- Zoran Bohaček  
CROATIAN BANKING  
ASSOCIATION
- Maja Zadravec Boloban  
EUGEN ZADRAVEC LAW FIRM
- Mijo Brković  
HROK D.O.O.
- Tony Budijajja  
BUDIJAJJA & ASSOCIATES LAW  
OFFICES
- Rajka Bunjevac  
CROATIAN CHAMBER OF  
ARCHITECTS
- Belinda Čačić  
ČAČIĆ & PARTNERS
- Mirjana Chour Hrsak  
ZAGREB COMMERCIAL COURT
- Vlatka Cikac  
LAW OFFICE CIKAC
- Ivan Ćuk  
VUKMIR & ASSOCIATES
- Carla Culi  
AGENCY FOR INVESTMENTS AND  
COMPETITIVENESS
- Saša Divjak  
DIVJAK, TOPIĆ & BAHTIJAREVIĆ
- Renata Duka  
MINISTRY OF JUSTICE
- Bogjdar Feldman  
MATIĆ & FELDMAN
- Tomislav Fridrich  
CARGO-PARTNER
- Mirela Fučkar  
MINISTRY OF JUSTICE
- Tonka Gjoić  
GLINSKA & MIŠKOVIĆ LTD.
- Ivan Gjurgjan,  
GJURGAN & ŠRIBAR RADIĆ  
LAW FIRM
- Ana-Maria Gurdulić  
LAW FIRM BOŽIĆ AND ŠEGO
- Lidija Hanžek  
HROK D.O.O.
- Sonja Herceg  
CROATIAN BANK FOR  
RECONSTRUCTION AND  
DEVELOPMENT
- Dunja Hitrec  
ERNST & YOUNG SAVJETOVANJE  
D.O.O.
- Branimir Iveković  
IVEKOVIĆ LAW OFFICE
- Vinka Jelavić  
AGENCY FOR INVESTMENTS AND  
COMPETITIVENESS
- Irina Jelčić  
HANŽEKOVIĆ & PARTNERS LTD.,  
MEMBER OF LEX MUNDI
- Saša Jovičić  
WOLF THEISS
- Domagoj Juricic  
CROATIAN CHAMBER OF  
ECONOMY
- Sanja Jurković  
PWC CROATIA
- Petra Jurković Mutabžija  
CROATIAN BANK FOR  
RECONSTRUCTION AND  
DEVELOPMENT
- Ančica Kačić  
CITY OF ZAGREB OFFICE  
FOR PHYSICAL PLANNING,  
CONSTRUCTION OF THE  
CITY, UTILITY SERVICES AND  
TRANSPORT
- Ogren Kobsa  
DIVJAK, TOPIĆ & BAHTIJAREVIĆ
- Iva Kemec Kokot  
ZAGREB CIVIL LAW NOTARY
- Gordana Kovačević  
MINISTRY OF PHYSICAL  
PLANNING AND CONSTRUCTION
- Linda Križić  
DIVJAK, TOPIĆ & BAHTIJAREVIĆ
- Anita Križmanić  
MAČEŠIĆ & PARTNERS,  
ODVJETNICKO DRUSTVO
- Višnja Kufrin  
MINISTRY OF PHYSICAL  
PLANNING AND CONSTRUCTION
- Vesna Kusin  
CENTRAL CITY ADMINISTRATION  
OF ZAGREB
- Krešimir Ljubić  
ODVJETNICKO DRUŠTVO LEKO I  
PARTNERI
- Andrea Lončar  
GLINSKA & MIŠKOVIĆ LTD.
- Marko Lovrić  
DIVJAK, TOPIĆ & BAHTIJAREVIĆ
- Josip Logančić  
TAX ADMINISTRATION
- Miran Mačević  
MAČEŠIĆ & PARTNERS,  
ODVJETNICKO DRUSTVO
- Mirosljub Mačević  
MAČEŠIĆ & PARTNERS,  
ODVJETNICKO DRUSTVO
- Ivan Mandić  
ALFASTAN
- Ivana Manovelo  
MAČEŠIĆ & PARTNERS,  
ODVJETNICKO DRUSTVO
- Danko Markovinović  
GJURGAN & ŠRIBAR RADIĆ  
ADMINISTRATION
- Josip Marohnić  
KN KARANOVIĆ & NIKOLIĆ
- Josip Martinić  
WOLF THEISS
- Iva Masten  
VIDAN ATTORNEYS-AT-LAW
- Petra Matas  
MATJJEVICH LAW OFFICE
- Petar-Pierre Matek  
BOARD OF CROATIAN FINANCIAL  
SERVICES SUPERVISORY AGENCY
- Tin Matić  
TIN MATIĆ LAW OFFICE
- Andrej Matijevich  
MATJJEVICH LAW OFFICE
- Ema Menđušić Škugor  
DIVJAK, TOPIĆ & BAHTIJAREVIĆ
- Danijel Meštrić  
MINISTRY OF PHYSICAL  
PLANNING AND CONSTRUCTION
- Ivanka Mikulinc  
MINISTRY OF PHYSICAL  
PLANNING AND CONSTRUCTION
- Sladana Miočić  
AGENCY FOR INVESTMENTS AND  
COMPETITIVENESS
- Jan Mokos  
KORPER & PARTNERI LAW FIRM
- Hrvoje Mršić  
MINISTRY OF FINANCE
- Zeljana Muslim  
FINANCIAL AGENCY - CENTER  
FOR HITRO.HR
- Marina Mustapic  
BOCASSY LLC
- Mate Mustapic  
ALFASTAN
- Lea Mužić  
DIVJAK, TOPIĆ & BAHTIJAREVIĆ
- Vladimir Nol  
ERNST & YOUNG SAVJETOVANJE  
D.O.O.
- Jelena Orlic  
WOLF THEISS
- Ana Padijen  
MAČEŠIĆ & PARTNERS,  
ODVJETNICKO DRUSTVO
- Zdenko Pajić  
MINISTRY OF JUSTICE
- Žana Pedić  
MINISTRY OF FINANCE
- Tomislav Pedišić  
VUKMIR & ASSOCIATES
- Marija Petrović  
DIVJAK, TOPIĆ & BAHTIJAREVIĆ
- Nikra Petrović  
CITY OF ZAGREB OFFICE  
FOR PHYSICAL PLANNING,  
CONSTRUCTION OF THE  
CITY, UTILITY SERVICES AND  
TRANSPORT
- Tatjana Pinhak  
MINISTRY OF JUSTICE
- Krešimir Planinić  
PLANINIĆ & PARTNERS
- Danijel Pribanić  
KN KARANOVIĆ & NIKOLIĆ
- Tomislav Poljak  
HEP DISTRIBUTION SYSTEM  
OPERATOR LTD.
- Nino Radić  
ZAGREB COMMERCIAL COURT
- Hrvoje Radić  
GJURGAN & ŠRIBAR RADIĆ  
LAW FIRM
- Iva Rašić  
MINISTRY OF JUSTICE
- Josipa Rebrina  
ERNST & YOUNG SAVJETOVANJE  
D.O.O.
- Gordan Rotkvić  
PWC CROATIA
- Boris Šavorić  
ŠAVORIĆ & PARTNERS
- Slaven Šego  
LAW FIRM BOŽIĆ AND ŠEGO
- Zvonimir Sever  
CROATIAN CHAMBER OF CIVIL  
ENGINEERS
- Bernard Sihombing  
BUDIJAJJA & ASSOCIATES LAW  
OFFICES
- Duškanka Šimunović  
CROATIAN CHAMBER OF  
ARCHITECTS
- Tea Škarpa  
PWC CROATIA
- Ana-Marija Skoko  
CMS LEGAL





Lars Lindencrone Petersen  
BECH-BRUUN LAW FIRM

Marianne Philip  
KROMANN REUMERT, MEMBER  
OF LEX MUNDI

Steen Rosenfalck  
MILLER ROSENFALCK LLP

Jakob Sonne Rydahl  
KROMANN REUMERT, MEMBER  
OF LEX MUNDI

Kristine Sachmann  
KROMANN REUMERT, MEMBER  
OF LEX MUNDI

Michael Schebye  
GORRISSEN FEDERSPIEL

Claus Schmidt  
PANALPINA WORLD TRANSPORT

Kim Sejberg

Louise Krarup Simonsen  
KROMANN REUMERT, MEMBER  
OF LEX MUNDI

Thomas Christian Thune  
BECH-BRUUN LAW FIRM

Jens Zilstorff  
PLESNER LAW FIRM

**DJIBOUTI**

ELECTRICITÉ DE DJIBOUTI

PIL DJIBOUTI

Mohamed Abayagid Houmed  
CABINET AVOCATS ASSOCIÉS  
DJIBOUTI

Mohamed Abdi Hassan  
CABINET ARKIMED

Ouloufa Ismail Abdo  
OFFICE DJIBOUTIEN DE LA  
PROPRIÉTÉ INDUSTRIELLE ET  
COMMERCIALE (ODPIC)

Ahmed Abdourahman Cheik  
CABINET AVOCATS ASSOCIÉS  
DJIBOUTI

Iwad Ali Mohamed  
MINISTÈRE DE LA JUSTICE

Wabat Daoud  
WABAT DAOUD LAW FIRM

Ali Dini  
CABINET D'AVOCAT ALI DINI

Daniel Dubois  
ATELIER D'ARCHITECTURE

Félix Emok N'Dolo  
GROUPE CHD

Mourad Farah  
ETUDE MAÎTRE MOURAD FARAH

Cassim Gadileh  
GBAT - INGENIERIE

Malik Garad  
BANQUE CENTRALE DE DJIBOUTI

Habib Ibrahim Mohamed  
DIRECTION DE L'HABITAT ET DE  
L'URBANISME

Ismael Mahamoud  
UNIVERSITE DE DJIBOUTI

Alain Martinet  
CABINET D'AVOCATS MARTINET  
& MARTINET

Marie-Paule Martinet  
CABINET D'AVOCATS MARTINET  
& MARTINET

Ibrahim Mohamed Omar  
CABINET CECA

Abdallah Mohammed Kamil  
ETUDE MAÎTRE MOHAMMED  
KAMIL

Ayman Said  
WABAT DAOUD LAW FIRM

Aicha Youssouf Abdi  
CABINET CECA

**DOMINICA**

Kertist Augustus  
WATERFRONT AND ALLIED  
WORKERS UNION

Jo-Anne Commodore  
SUPREME COURT REGISTRY

Lisa de Freitas  
DE FREITAS DE FREITAS AND  
JOHNSON

Marvlyn Estrado

Christopher Forde  
ISIDORE & ASSOCIATES LLP

Nathaniel George  
DOMLEC

F. Adler Hamlet  
REALCO COMPANY LIMITED

Foued Issa  
ISSA TRADING LTD.

Sandra Julien  
COMPANIES AND INTELLECTUAL  
PROPERTY OFFICE

Justinn Kase  
INDEPENDENT REGULATORY  
COMMISSION

Frankie Lowe  
DOMLEC

Michelle Matthew  
NATIONAL CO-OPERATIVE  
CREDIT UNION LIMITED

Eric Mendes  
HOUSE OF ASSEMBLY

Richard Peterkin  
GRANT THORNTON

Joan K.R. Prevost  
PREVOST & ROBERTS

Eugene G. Royer  
EUGENE G. ROYER CHARTERED  
ARCHITECT

Dawn Yearwood  
YEARWOOD CHAMBERS

**DOMINICAN REPUBLIC**

DOMINICAN INTERNATIONAL  
FORWARDING-DIF

TRANSUNION DOMINICAN  
REPUBLIC

Maria Teresa Acta  
HEADRICK RIZIK ALVAREZ &  
FERNÁNDEZ

Juan Alcalde  
OMG

Melba Alcántara  
HEADRICK RIZIK ALVAREZ &  
FERNÁNDEZ

Alexis Alvarado Diag  
EDESUR

Ana Alvira Mera  
AGENCIA DE ADUANAS MERA

Joan Carolina Arbaje Berges  
JIMÉNEZ CRUZ PEÑA

Lisette Balbuena  
STEWART TITLE DOMINICANA SA

Jennifer Beauchamps  
JIMÉNEZ CRUZ PEÑA

Laura Bobea  
MEDINA & RIZEK, ABOGADOS

Nelson Brens  
ASOCIACIÓN DOMINICANA DE  
AGENTES DE ADUANAS, INC.  
ADAA

Ana Isabel Caceres  
TRONCOSO Y CACERES

Erick Carvajal Capellan  
CARVAJAL POLANCO &  
ASOCIADOS SRL

Joan Carvajal Capellan  
CARVAJAL POLANCO &  
ASOCIADOS SRL

Joel Carvajal Capellan  
CARVAJAL POLANCO &  
ASOCIADOS SRL

Roberto Carvajal Polanco  
CARVAJAL POLANCO &  
ASOCIADOS SRL

Ramon Ceballos  
CEBALLOS & SÁNCHEZ,  
INGENIERÍA Y ENERGÍA, C. POR A.

Stephania Céspedes  
HEADRICK RIZIK ALVAREZ &  
FERNÁNDEZ

Leandro Corral  
ESTRELLA & TUPETE

José Cruz Campillo  
JIMÉNEZ CRUZ PEÑA

Sarah de León Perelló  
HEADRICK RIZIK ALVAREZ &  
FERNÁNDEZ

Juan Carlos De Moya  
GONZÁLEZ & COISCOU

Rosa Diag  
JIMÉNEZ CRUZ PEÑA

Rafael Dickson Morales  
DICKSON MORALES - ABOGADOS  
& CONSULTORES

Ruben Edmead  
MARÍTIMA DOMINICANA

Alejandro Fernández de Castro  
PWC DOMINICAN REPUBLIC

Leonel Fernandez Ferreira  
AES DOMINICANA

Mary Fernández Rodríguez  
HEADRICK RIZIK ALVAREZ &  
FERNÁNDEZ

Jose Ernesto Garcia A.  
TRANSGLOBAL LOGISTIC

Pablo Gongalez Tapia  
GONZÁLEZ & COISCOU

Tony Guillén

Fabio Guzmán-Ariza  
GUZMÁN-ARIZA

Marelys Howley  
TOTAL LOGISTICS SOLUTIONS  
S.R.L.

Luis J. Jiménez  
JIMÉNEZ CRUZ PEÑA

Geovany López  
GADEXP SA

Carlos Marte  
AGENCIA DE COMERCIO  
EXTERIOR CM

Jesús Geraldo Martínez  
Alcántara  
SUPERINTENDENCIA DE BANCOS

Fabiola Medina  
MEDINA & RIZEK, ABOGADOS

Laura Medina  
JIMÉNEZ CRUZ PEÑA

Enmanuel Montás  
MS CONSULTORES

Rafael Morel  
TOTAL LOGISTICS FREIGHT

Natia Núñez  
HEADRICK RIZIK ALVAREZ &  
FERNÁNDEZ

Ramón Ortega  
PWC EL SALVADOR

Luisa Ericka Pèrez Hernández  
SUPERINTENDENCIA DE BANCOS

Carolina Pichardo  
BIAGGI & MESSINA

Julio Pinedo  
PWC DOMINICAN REPUBLIC

María Portes  
CASTILLO Y CASTILLO

Aimee Prieto  
LEGAL EXPORT SRL

Martha Ramirez  
GONZÁLEZ & COISCOU

Sayra J. Ramirez  
LEGAL EXPORT SRL

Jose Antonio Reyes  
AGEPORT, AGENTES Y  
ESTIBADORES PORTUARIOS

Nicole Rizik  
HEADRICK RIZIK ALVAREZ &  
FERNÁNDEZ

Katherine Rosa  
JIMÉNEZ CRUZ PEÑA

Fanny Sanchez  
GESTIONES ADUANALES SOSA

Francisco Sánchez  
CEBALLOS & SÁNCHEZ,  
INGENIERÍA Y ENERGÍA, C. POR A.

Georges Santoni Recio  
RUSSIN & VECCHI

Eligabeth Silfa  
HEADRICK RIZIK ALVAREZ &  
FERNÁNDEZ

Carolina Silié  
HEADRICK RIZIK ALVAREZ &  
FERNÁNDEZ

Martín Sosa  
GESTIONES ADUANALES SOSA

Katherine Stefan  
JIMÉNEZ CRUZ PEÑA

Michelle Tavares  
TOTAL LOGISTICS SOLUTIONS  
S.R.L.

Juan Tejada  
PWC DOMINICAN REPUBLIC

Laura Troncoso  
OMG

Ana Gisselle Valerio  
TRONCOSO Y CACERES

Vilma Veras Terrero  
JIMÉNEZ CRUZ PEÑA

Nathalie Vidal  
GONZÁLEZ & COISCOU

Monica Villafaña  
RUSSIN & VECCHI

Chery Zacarías  
MEDINA & RIZEK, ABOGADOS

**ECUADOR**

DLL LAW OFFICE

MZ SISTEMAS ELECTRICOS Y  
ELECTRONICOS

Pablo Aguirre  
PWC ECUADOR

María Isabel Aillon  
PÉREZ, BUSTAMANTE Y PONCE,  
MEMBER OF LEX MUNDI

Jorge Aymar  
EQUIFAX ECUADOR BURÓ DE  
INFORMACIÓN CREDITICIA C.A.

Gracia Benedito-Blanco  
PÉREZ, BUSTAMANTE Y PONCE,  
MEMBER OF LEX MUNDI

Diego Cabezas-Klaere  
CABEZAS & CABEZAS-KLAERE

Sandra Cevallos  
PÉREZ, BUSTAMANTE Y PONCE,  
MEMBER OF LEX MUNDI

Fernando Coral  
PANALPINA WORLD TRANSPORT  
LLP

Lucía Cordero Ledergerber  
FALCONI PUIG ABOGADOS

Gonzalo Diez Arquitectos

Miguel Falconi-Puig  
FALCONI PUIG ABOGADOS

Jaime Gordillo  
PWC ECUADOR

Arturo Griffin Valdivieso  
PÉREZ, BUSTAMANTE Y PONCE,  
MEMBER OF LEX MUNDI

Raul Iguieta  
IZURIETA MORA BOWEN LAW

Alvaro Jarrín  
SUPERINTENDENCIA DE BANCOS  
Y SEGUROS

María Isabel Machado  
FALCONI PUIG ABOGADOS

Carlos Alberto Maldonado  
Terneus  
EMPRESA ELÉCTRICA QUITO SA

Juan Manuel Marchán  
PÉREZ, BUSTAMANTE Y PONCE,  
MEMBER OF LEX MUNDI

Luis Marin-Tobar  
PÉREZ, BUSTAMANTE Y PONCE,  
MEMBER OF LEX MUNDI

David Najera Obando  
FALCONI PUIG ABOGADOS

Francisco Javier Naranjo  
Grijalva  
PAZ HOROWITZ ROBALINO  
GARCÉS ABOGADOS

Priscilla Ortega  
ARIZAGA & C. ABOGADOS

Esteban Ortíz  
PÉREZ, BUSTAMANTE Y PONCE,  
MEMBER OF LEX MUNDI

Julian Pástor  
SEMPÉRTEGUI ONTANEDA

Andrea Pavon  
VICSAN LOGISTICS SA

Mariela Perrone-Reed  
PÉREZ, BUSTAMANTE Y PONCE,  
MEMBER OF LEX MUNDI

Rodrigo Martin Pesantes  
Saeng  
PÉREZ, BUSTAMANTE Y PONCE,  
MEMBER OF LEX MUNDI

Bruno Pineda-Cordero  
PÉREZ, BUSTAMANTE Y PONCE,  
MEMBER OF LEX MUNDI

Xavier Amador Pino  
ESTUDIO JURIDICO AMADOR

Daniel Pino Arroba  
CORONEL Y PÉREZ

Ramiro Pinto  
PINTO & GARCÉS ASOC. CÍA  
LTDA - MEMBER OF RUSSELL  
BEDFORD INTERNATIONAL

Patricia Ponce Arteta  
BUSTAMANTE & BUSTAMANTE

Juan Carlos Proaño  
PANALPINA WORLD TRANSPORT  
LLP

Manuel Ramos  
PWC ECUADOR

Sandra Reed-Serrano  
PÉREZ, BUSTAMANTE Y PONCE,  
MEMBER OF LEX MUNDI





Brenda Nanius  
SIWATIBAU & SLOAN

Jon Orton  
ORTON ARCHITECTS

Pradeep Patel  
BDO

Ramesh Prasad Lal  
CARPENTERS SHIPPING

Mele Rakai  
SHERANI & CO.

Rahul Ral  
CARPENTERS SHIPPING

Abhi Ram  
COMPANIES REGISTRAR

Kamal Reddy  
GIBSON FREIGHT INTERNATIONAL

Muni Reddy  
GIBSON FREIGHT INTERNATIONAL

Ronlyn Sahib  
SIWATIBAU & SLOAN

Jagindar Singh  
CARPENTERS SHIPPING

Shelvin Singh  
SHELVIN SINGH LAWYERS

Atunaisa Siwatibau  
SIWATIBAU & SLOAN

James Sloan  
SIWATIBAU & SLOAN

Narotam Solanki  
PWC FIJI

Shayne Sorby  
MUNRO LEYS

Eparama Tawake  
FIJI ELECTRICITY AUTHORITY

Vuliseri Tukama  
SUVA CITY COUNCIL

Chirk Yam  
PWC FIJI

Eddie Yuen  
WILLIAMS & GOSLING LTD.

**FINLAND**

Ville Ahtola  
CASTRÉN & SNELLMAN  
ATTORNEYS LTD.

Manne Airaksinen  
ROSCHIER ATTORNEYS LTD.

Timo Airisto  
WHITE & CASE

Petri Avikainen  
ASIANAJOTOIMISTO WHITE &  
CASE OY

Johanna Ellonen  
ROSCHIER ATTORNEYS LTD.

Maria Fagerström-Ryder  
ASIANAJOTOIMISTO WHITE &  
CASE OY

Joonas Haapamäki  
ROSCHIER ATTORNEYS LTD.

Esa Halmari  
HEDMAN PARTNERS

Pekka Halme  
NATIONAL LAND SURVEY OF  
FINLAND

Johanna Haltia-Tapio  
HANNES SNELLMAN LLC

Joni Hatanmaa  
HEDMAN PARTNERS

Seppo Havia  
DITTMAR & INDRENIUS

Heikki Huhtamäki  
HANNES SNELLMAN LLC

Nina Isokorpi  
ROSCHIER ATTORNEYS LTD.

Lauri Jääskeläinen  
BUILDING CONTROL  
DEPARTMENT OF THE CITY OF  
HELSINKI

Pekka Jaatinen  
CASTRÉN & SNELLMAN  
ATTORNEYS LTD.

Oona Järvenpää  
ASIANAJOTOIMISTO WHITE &  
CASE OY

Juuso Jokela  
SUOMEN ASIAKASTIETO OY

Antti Juvonen  
VIP-SÄHKÖ OY

Mika Karpinnen  
HANNES SNELLMAN LLC

Elna Kataja  
TENGBOM ERIKSSON  
ARCHITECTS LTD.

Suvi Knaapila  
DITTMAR & INDRENIUS

Milla Kokko-Lehtinen  
PWC FINLAND

Markku Korvenmaa  
HH PARTNERS, ATTORNEYS-AT-  
LAW LTD.

Arto Kukkonen  
HH PARTNERS, ATTORNEYS-AT-  
LAW LTD.

Sini Laajala  
HEDMAN PARTNERS

Jan Lilius  
HANNES SNELLMAN LLC

Patrik Lindfors  
LINDFORS & CO, ATTORNEYS-  
AT-LAW LTD.

Tuomas Lukkarinen  
NATIONAL LAND SURVEY OF  
FINLAND

Annamari Männikkö  
PWC FINLAND

Kimmo Mettälä  
KROGERUS ATTORNEYS LTD.

Mia Mokkila  
ROSCHIER ATTORNEYS LTD.

Marta Monteiro  
HANNES SNELLMAN LLC

Eeva-Leena Niemelä  
ROSCHIER ATTORNEYS LTD.

Lasse Nikula  
TENGBOM ERIKSSON  
ARCHITECTS LTD.

Jenna Nurmio  
ASIANAJOTOIMISTO WHITE &  
CASE OY

Juha-Pekka Nuutinen  
DAMCO FINLAND OY

Maria Parker  
PWC FINLAND

Elna Pesonen  
CASTRÉN & SNELLMAN  
ATTORNEYS LTD.

Ilkka Pesonen  
WABUCO OY - MEMBER  
OF RUSSELL BEDFORD  
INTERNATIONAL

Jani Pitkänen  
ATTORNEYS-AT-LAW JURIDIA  
BÜTZOW LTD.

Peter Salovaara  
ATTORNEYS-AT-LAW JURIDIA  
BÜTZOW LTD.

Claus Schmidt  
PANALPINA WORLD TRANSPORT

Petri Seppälä  
PWC FINLAND

Mirja Sikander  
KROGERUS ATTORNEYS LTD.

Ari Tahvanainen  
TENGBOM ERIKSSON  
ARCHITECTS LTD.

Petri Taivalkoski  
ROSCHIER ATTORNEYS LTD.

Tanja Törnkvist  
ASIANAJOTOIMISTO WHITE &  
CASE OY

Henrik Ungern  
NATIONAL LAND SURVEY OF  
FINLAND

Seija Vartiainen  
PWC FINLAND

Kiira Viinamäki  
CASTRÉN & SNELLMAN  
ATTORNEYS LTD.

Marko Vuori  
KROGERUS ATTORNEYS LTD.

Gunnar Westerlund  
ROSCHIER ATTORNEYS LTD.

Samuli Woolston  
ALA ARCHITECTS

**FRANCE**

ALLEN & OVERY LLP  
MAYER BROWN

Yves Ardaillou  
BERSAY ASSOCIÉS

Nicolas Barberis  
ASHURST LLP

Hervé Beloeuvre  
CABINET BELOEUVRE

Andrew Booth  
ANDREW BOOTH ARCHITECT

Dominique Borde  
PAUL HASTINGS

Franck Buffaud  
BUFFAUD - STEPHANE AVOCATS

Bassem Caradec  
MAYER BROWN

Isabelle-Victoria Carbucaia  
IVCH PARIS

Georges Cavalier  
LANDWELL & ASSOCIÉS

Gwendal Chatain  
LANDWELL & ASSOCIÉS

Aurélië Chagai  
ASHURST LLP

Anne-Priscille Coulot  
LANDWELL & ASSOCIÉS

Patricia de Suggoni  
COMMISSION DE RÉGULATION DE  
L'ÉNERGIE

Stéphanie Dubreuil  
JONES DAY PARIS

Ségolène Dufétel  
MAYER BROWN

Jean-Marc Dufour  
FRANCE ECOMMERCE  
INTERNATIONAL

Odile Dupeyré  
LUSIS AVOCATS

Philippe Durand  
LANDWELL & ASSOCIÉS

Benoit Fauvelet  
BANQUE DE FRANCE

Jean-Pierre Ferret  
CONSEIL SUPÉRIEUR DU  
NOTARIAT (PARIS)

Lionel Gallieg  
CONSEIL SUPÉRIEUR DU  
NOTARIAT (PARIS)

Blandine Gény  
STEPHENSON HARWOOD

Nassim Ghalimi  
VEIL JOURDE

Willy Giacchino  
CONSEIL SUPÉRIEUR DU  
NOTARIAT (PARIS)

Thierry Gomot  
BANQUE DE FRANCE

Pierre-Edouard Gondran de  
Robert  
GONDRAN DE ROBERT AVOCATS

Régine Goury  
MAYER BROWN

Kevin Grossmann  
CABINET KEVIN GROSSMANN

Philippe Guibert  
FIEEC

Jérôme Halphen  
DLA PIPER UK LLP

Laurent Karila  
KARILA

Didier Laffaille  
COMMISSION DE RÉGULATION DE  
L'ÉNERGIE

Mohamed Lanouar  
B L & ASSOCIÉS - MEMBER OF  
DLA PIPER AFRICA

Daniel Arthur Laprès  
AVOCAT À LA COUR D'APPEL  
DE PARIS

Vanessa Li  
DLA PIPER UK LLP

Florian Linditch  
GONDRAN DE ROBERT AVOCATS

Olivier Lopez  
YDES AVOCATS

Marion Lucas  
CABINET ELBAZ

Wladimir Mangel  
MAYER BROWN

Nathalie Morel  
MAYER BROWN

Jerome Orsel  
DB SCHENKER

Arnaud Pelpel  
PELPEL AVOCATS

Thomas Philippe  
MAYER BROWN

Nathalène Pierard  
GONDRAN DE ROBERT AVOCATS

Vanessa Raindre  
TRANSPARENCE - MEMBER  
OF RUSSELL BEDFORD  
INTERNATIONAL

Alexandre Riou  
GONDRAN DE ROBERT AVOCATS

Nicolas Rontchevsky  
LAWYER & PROFESSOR

Philippe Roussel-Galle

Hugues Roux  
BANQUE DE FRANCE

Emmanuel Schulte  
BERSAY ASSOCIÉS

Maxime Simonnet  
DENTONS

Johannes Singelstein  
RACINE AVOCATS

Isabelle Smith Monnerville  
SMITH D'ORIA

Lionel Spiggichino  
PAUL HASTINGS

Jean Svasta  
MAYER BROWN

Jean Tarrade  
CONSEIL SUPÉRIEUR DU  
NOTARIAT (PARIS)

Martin Vergier  
COMMISSION DE RÉGULATION DE  
L'ÉNERGIE

François Vergne  
GIDE LOYRETTE NOUËL, MEMBER  
OF LEX MUNDI

Philippe Xavier-Bender  
GIDE LOYRETTE NOUËL, MEMBER  
OF LEX MUNDI

Stephane Zecevic  
LES NOTAIRES DU QUAI  
VOLTAIRE

Claire Zuliani  
TRANSPARENCE - MEMBER  
OF RUSSELL BEDFORD  
INTERNATIONAL

**GABON**

CABINET JOHN W. FFOOKS &  
CO., MEMBER OF BOWMAN  
GILFILLAN AFRICA GROUP

CHAMBER OF COMMERCE  
MUNICIPALITÉ DE LIBREVILLE

Itchola Mano Alade  
CABINET D'AVOCATS ITCHOLA &  
ABGANRIN

Henri Bernhardt  
NECOTRANS - GETMA GABON

Madeleine Berre  
DELOITTE JURIDIQUE ET FISCAL

Daniel Chevallon  
MATELEC

Gilbert Erangah  
ETUDE MAÎTRE ERANGAH

Augustin Fang  
CABINET AUGUSTIN FANG

Philippe Fouda Fouda  
BEAC CAMEROON

Anne Gey Bekale  
ETUDE MAÎTRE GEY BEKALE

Maria Eduarda de Lemos  
Godinho  
MIRANDA CORREIA AMENDOEIRA  
& ASSOCIADOS - SOCIEDADE DE  
ADVOGADOS RL

Michael Jeannot  
MATELEC

Alexander Juen  
PANALPINA WORLD TRANSPORT

Athanase Ndoye Loury  
SYNDIC JUDICIAIRE

Ana Margarida Maia  
MIRANDA CORREIA AMENDOEIRA  
& ASSOCIADOS - SOCIEDADE DE  
ADVOGADOS RL

Pélagie Massamba Mouckocko  
PRICEWATERHOUSECOOPERS  
TAX & LEGAL SA

Jean-Joël Mebaley  
DESTINY EXECUTIVES  
ARCHITECTS - AGENCE DU BORD  
DE MER

Jean Hilaire Moussavou  
FUMU TECHNOLOGIE

Célestin Ndelia  
ETUDE MAÎTRE NDELIA CÉLESTIN

Ruben Mindonga Ndongo

François Nguema Ebane  
CABINET ATELIER 5A

Lubin Ntoutoume  
CABINET SCP NTOUTOUME ET  
MEZHER



Raimund E. Walch WENDLER TREMML RECHTSANWÄLTE	Kwadwo Baafi BOLLORE AFRICA LOGISTICS GHANA	Felix Tetteh TOWN AND COUNTRY PLANNING DEPARTMENT	Antigoni Gkarla PWC GREECE	Stavros Makris KYRIAKIDES GEORGOPOULOS LAW FIRM
Torsten Wehrhahn NOERR LLP, MEMBER OF LEX MUNDI	Ellen Bannerman BRUCE-LYLE BANNERMAN & ASSOCIATES	<b>GREECE</b>	Antonios Gkiokas PWC GREECE	Antonis Mantonanakis PANMONOTIKI PROSTASIA
Bernd Weller HEUKING KÜHN LÜER WOJTEK	Reginald Bannerman BRUCE-LYLE BANNERMAN & ASSOCIATES	Ioanna Alexopoulou KREMALIS LAW FIRM, MEMBER OF IUS LABORIS	Katerina Grivaki PWC GREECE	Evangoulos Margaritis DRAKOPOULOS LAW FIRM
Hartmut Wicke NOTARE RUDOLF SPOERER & DR. HARTMUT WICKE	Kigito Beyuo BEYUO & COMPANY	Sophia Ampoulidou DRAKOPOULOS LAW FIRM	Chariklia Kalonarou TSIMIKALIS KALONAROU LAW FIRM	Emmanuel Mastromanolis ZEPOS & YANNOPOULOS LAW FIRM, MEMBER OF LEX MUNDI
Thomas Winkler DOMUS AG - MEMBER OF RUSSELL BEDFORD INTERNATIONAL	Thomas Blankson XDS DATA GHANA LTD.	Alexander Anagnostopoulos KARATZAS & PARTNERS	Evangoulos Karaindros EVANGELOS KARAINDROS LAW FIRM	John Magarakos ELIAS PARASKEVAS ATTORNEYS 1933
Stefan Wirsch LATHAM & WATKINS LLP	Stephen Boakye PWC GHANA	Amalia Balla POTAMITIS-VEKRIS	Panayiotis Karakonstantis COURT OF FIRST INSTANCE	Effie G. Mitsopoulou KYRIAKIDES GEORGOPOULOS LAW FIRM
Gerlind Wisskirchen CMS HASCHE SIGLE	Ras Afful Davis CLIMATE SHIPPING & TRADING	George Bersis POTAMITIS-VEKRIS	Harry Karampelis KYRIAKIDES GEORGOPOULOS LAW FIRM	Athena Moraiti ATHENA MORAITI LAW OFFICE
Boris Witt CLEARY GOTTLIEB STEEN & HAMILTON LLP	Anthony Doku GHANA REVENUE AUTHORITY	Theodora Betsi KARATZAS & PARTNERS	Artemis Karathanassi PWC GREECE	Konstantinos Nanopoulos TAXEXPERTS
Uwe Witt PRICEWATERHOUSECOOPERS LEGAL AKTIENGESELLSCHAFT RECHTSANWALTSGESELLSCHAFT	Saviour Dguali BOLLORE AFRICA LOGISTICS GHANA	Athanasia Braimi PANTAZIS & ASSOCIATES	Catherine M. Karatzas KARATZAS & PARTNERS	Anthony Narlis CALBERSON SA
Florian Wolff GRAF VON WESTPHALEN RECHTSANWÄLTE PARTNERSCHAFT	James Fokuoh BENTSI-ENCHILL, LETSA & ANKOMAH, MEMBER OF LEX MUNDI	Ira Charisiadou CHARISIADOU LAW OFFICE	Rita Katsoula POTAMITIS-VEKRIS	Effie Nestorides EYDAP SA
<b>GHANA</b>	Frank Fugar COLLEGE OF ARCHITECTURE AND PLANNING	Viktoria Chatzara IKRP ROKAS & PARTNERS	Anna Kazantzidou VAINANIDIS ECONOMOU & ASSOCIATES LAW FIRM	Marianna Niavi KELEMENIS & CO.
Samuel Abiaw ANDAH AND ANDAH CHARTERED ACCOUNTANTS	Abeku Gyan-Quansah PWC GHANA	Theodora Christodoulou KLC LAW FIRM	Nikolaos Kazatzidis AGRONOMOS	Kyriakos Oikonomou MINISTRY OF JUSTICE
Solomon Ackom GRIMALDI GHANA LTD.	Alwin Hoegerle GHANA COMMUNITY NETWORK SERVICES LIMITED	Alkistis Marina Christofilou IKRP ROKAS & PARTNERS	Anastasia Kelveridou KYRIAKIDES GEORGOPOULOS LAW FIRM	Antonis Pantazis PWC GREECE
George Kingsley Acquah STANDARD CHARTERED BANK GHANA LIMITED	Roland Horsoo CROWN AGENTS LTD.	Evangelia Christopoulou - Stamelou NOTARY	Constantinos Klissouras K   P LAW FIRM	Dionysios Pantazis PANTAZIS & ASSOCIATES
Afua Addotey ADD LAW CONSULTANCY	Daniel Imadi BENTSI-ENCHILL, LETSA & ANKOMAH, MEMBER OF LEX MUNDI	Christos Christou DRAKOPOULOS LAW FIRM	Ioanna Kombou ELIAS PARASKEVAS ATTORNEYS 1933	Stefanos Pantazis PANTAZIS & ASSOCIATES
Larry Adjetej LAW TRUST COMPANY	Adam Imoru Ayarna CADESMEE INTERNATIONAL	Vasiliki Christou KLC LAW FIRM	Alexandra Kondyli KARATZAS & PARTNERS	Christina Papachristopoulou K   P LAW FIRM
Benjamin Agbotse H & G ARCHITECTS AND CONSULTANTS	Edem Kofi Penty LAW TRUST COMPANY	Leda Condoiyanni HELLENIC CORPORATE GOVERNANCE COUNCIL	Nicholas Kontigas ZEPOS & YANNOPOULOS LAW FIRM, MEMBER OF LEX MUNDI	Elena Papachristou ZEPOS & YANNOPOULOS LAW FIRM, MEMBER OF LEX MUNDI
George Ahiakor XDS DATA GHANA LTD.	Sena Kpodo AB & DAVID	Sotiris Constantinou GRANT THORNTON LLP	Lena Kontogeorgou NOTARY	Konstantinos Papadiamantis POTAMITIS-VEKRIS
Kweku Ainuson AB LEXMALL & ASSOCIATES	Rosa Kudoadzi BENTSI-ENCHILL, LETSA & ANKOMAH, MEMBER OF LEX MUNDI	Nikos Daskalakis HELLENIC CONFEDERATION OF PROFESSIONALS, CRAFTSMEN AND MERCHANTS	Panos Koromantzos BAHAS, GRAMATIDIS & PARTNERS	Stavros Papantonis ACTION AUDITING S.A. - MEMBER OF RUSSELL BEDFORD INTERNATIONAL
Nana Akonu Amartey ANDAH AND ANDAH CHARTERED ACCOUNTANTS	George Kwatia PWC GHANA	Eleni Dikonimaki TEIRESIAS SA - BANK INFORMATION SYSTEMS	Olga Koromilia PWC GREECE	Alexios Papastavrou POTAMITIS-VEKRIS
Nene Amegatcher SAM OKUDZETO & ASSOCIATES	Gloria Laryea BENTSI-ENCHILL, LETSA & ANKOMAH, MEMBER OF LEX MUNDI	Panagiotis Drakopoulos DRAKOPOULOS LAW FIRM	Joanna Kossina COURT OF FIRST INSTANCE	Dimitris E. Paraskevas ELIAS PARASKEVAS ATTORNEYS 1933
Kennedy Paschal Anaba LAWFIELDS CONSULTING	Stanley Mawuli Sallah ELECTRICITY COMPANY OF GHANA	Anastasia Dritsa KYRIAKIDES GEORGOPOULOS LAW FIRM	Dimitrios Kotsionis MICHAEL KYPRIANOU & CO. LLC	Michalis Pattakos ZEPOS & YANNOPOULOS LAW FIRM, MEMBER OF LEX MUNDI
Kweku Brebu Andah ANDAH AND ANDAH CHARTERED ACCOUNTANTS	Wordsworth Odame Larbi INDEPENDENT CONSULTANT GHANA	Alkiviadis Feresidis MINISTRY OF JUSTICE	Dimitrios Kremalis KREMALIS LAW FIRM, MEMBER OF IUS LABORIS	Spiros Pilios PHOENIX
Wilfred Kwabena Anim-Odame LANDS COMMISSION	N.O. Odotei	Katerina Filippatou C. PAPACOSTOPOULOS & ASSOCIATES	Irene C. Kyriakides KYRIAKIDES GEORGOPOULOS LAW FIRM	Stathis Potamitis POTAMITIS-VEKRIS
Angelina Asabea Anno ELECTRICITY COMPANY OF GHANA	Charles Okyere LAWFIELDS CONSULTING	Marianna Florou KARATZAS & PARTNERS	Tom Kyriakopoulos KELEMENIS & CO.	Ioanna Poulakou ZEPOS & YANNOPOULOS LAW FIRM, MEMBER OF LEX MUNDI
Ellis Arthur BEYUO & COMPANY	Rexford Assasie Oppong KNUST	Sophia Fourlari COURT OF FIRST INSTANCE	Thomas Lamnidis KLC LAW FIRM	Maria Preka LOGIKA
Naa Ashong THE LAW OFFICES OF AYINE AND FELLI	Mike Oppong Adusah BANK OF GHANA	Dionyssia I. Gamvrakis SARANTITIS LAW FIRM	Konstantinos Logaras ZEPOS & YANNOPOULOS LAW FIRM, MEMBER OF LEX MUNDI	Vicky Psaltaki SARANTITIS LAW FIRM
Fred Asiamah-Koranteng BANK OF GHANA	Daniel Osei-Kufuor OSEI-KUFUOR, SOHNE & PARTNERS	Georgios Garoufis PWC GREECE	Panos Lolonis HELLENIC CADASTRE AND MAPPING AGENCY	Mary Psylla PWC GREECE
Nana Akwasi Awuah AB LEXMALL & ASSOCIATES	Felix Saaka AB & DAVID	John Gavanozjis J.G. TECH	Margarita Louka KREMALIS LAW FIRM, MEMBER OF IUS LABORIS	Terina Raptis SARANTITIS LAW FIRM
Vera Ajisi AB & DAVID	Frank Sarpong FAME SHIPPING AGENCY	Dionysios Gavounelis K   P LAW FIRM	Christos Makris CONSULTANT & DESIGN ENGINEER	Kyriaki (Korina) Raptopoulou KYRIAKIDES GEORGOPOULOS LAW FIRM









Mitalee Kaushal KNM & PARTNERS, LAW OFFICES	Shishir Mehta KHAITAN & CO.	Ajay Raghavan TRILEGAL	Somesh Srivastava LEGASIS SERVICES PRIVATE LIMITED	Agus Agiz Senopati A. A. AZIZ & PARTNERS
Arun Kedia VAV LIFE SCIENCES P. LTD.	Vikas Mehta PRADEEP TRADERS	Ravishankar Raghavan MAJUMUDAR & PARTNERS	Ankit Sukhija SINGH & ASSOCIATES, ADVOCATES AND SOLICITORS	Hamud M. Balfas ALI BUDIARDJO, NUGROHO, REKSODIPUTRO, MEMBER OF LEX MUNDI
Pooja Khanna PHOENIX LEGAL	Dhiraj Mhetre DESAI & DIWANJI	Hafeez Rahman INTERNATIONAL LAW AFFILIATES PASRICH & COMPANY	P.N. Swaroop MODERN CARGO SERVICES PVT. LTD.	Simon Barrie KARIMSYAH LAW FIRM
Shirjni Kharbanda PHOENIX LEGAL	Sharad Mishra NEO MULTIMEDIA	Ramakant Rai TRILEGAL	Ashwani Taneja RRA TAXINDIA TAX ADVISORS & ADVOCATES	Benny Bernarto MAKARIM & TAIRA S.
Ankit Khushu KACHWAHA & PARTNERS	Shivani Mishra NEO MULTIMEDIA	Kaushik Rajan KHAITAN & CO.	Rajesh Tayal KNM & PARTNERS, LAW OFFICES	Fabian Buddy Pascoal HANAFIAH PONGGAWA & PARTNERS
Amit Kolekar RAJANI, SINGHANIA & PARTNERS LLP SOLICITORS & ADVOCATES	Saurabh Misra SAURABH MISRA & ASSOCIATES, INTERNATIONAL LAWYERS	S. Ramakrishna BALAJI MARILINE PVT. LTD.	Himanshu Tewari BMR ADVISORS	Ita Budhi PWC INDONESIA
Ravinder Komaragiri THE TATA POWER COMPANY LIMITED	Hemal Modi SHARP & TANNAN GROUP - MEMBER OF RUSSELL BEDFORD INTERNATIONAL	Subramanian Ramaswamy KHAITAN & CO.	Chetan Thakkar KANGA & CO.	Prianto Budi PT PRATAMA INDOMITRA KONSULTAN - MEMBER OF RUSSELL BEDFORD INTERNATIONAL
Vinod Kothari VINOD KOTHARI & CO. PRACTICING COMPANY SECRETARIES	Shailesh Monani PWC INDIA	Dipak Rao RAJANI, SINGHANIA & PARTNERS LLP SOLICITORS & ADVOCATES	Shruti Thampi JURIS CORP	Tony Budidjaja BUDIDJAJA & ASSOCIATES LAW OFFICES
Harsh Kumar SINGHI CHUGH & KUMAR, CHARTERED ACCOUNTANTS	Avikshit Moral JURIS CORP	Preetha S. NISHITH DESAI ASSOCIATES	Piyush Thareja NEERAJ BHAGAT & CO.	Juni Dani BUDIDJAJA & ASSOCIATES LAW OFFICES
Mrinal Kumar LEX MUNDI ASSOCIATION OF LAW FIRMS	Moig Motiwala SHARP AND TANNAN - MEMBER OF RUSSELL BEDFORD INTERNATIONAL	Satish S. PWC INDIA	Sameep Vijayvergiya DHINGRA & SINGH - ATTORNEYS-AT-LAW	Wahyu Darmawan ARMEN, BUDIMAN & REKAN REGISTERED PUBLIC ACCOUNTANT
Mrityunjay Kumar DHINGRA & SINGH - ATTORNEYS-AT-LAW	Mustafa Motiwala JURIS CORP	Swarnima S. TRILEGAL	Jyoti Virmani FOX MANDAL & CO.	Armen L. Daulay ARMEN, BUDIMAN & REKAN REGISTERED PUBLIC ACCOUNTANT
Mukesh Kumar KNM & PARTNERS, LAW OFFICES	Dushyant Mulani KAMAT & COMPANY	Anushree Saha LEGASIS SERVICES PRIVATE LIMITED	Hufriq Wadia JURIS CORP	Aris Dinamika SCHNEIDER ELECTRIC
S. Kumar CENTRAL BOARD OF EXCISE & CUSTOMS	Shirish Mulekar ARCHITECT	Kehsav Saini KNM & PARTNERS, LAW OFFICES	Manoj Yadav NEERAJ BHAGAT & CO.	Mita Djajadireja MD & PARTNERS
Vikram Kumar SUPPLY SOURCE INDIA	Deepa Murthy FOX MANDAL & CO.	Ramani Seshadri DPAS GROUPS	<b>INDONESIA</b> BANK OF AMERICA MERRILL LYNCH	Sani Eka Duta BANK INDONESIA
Manoj Kumar Singh SINGH & ASSOCIATES, ADVOCATES AND SOLICITORS	Vaidehi Naik PHOENIX LEGAL	Samir Shah JASVANT B SHAH	ERNST & YOUNG	David East KPMG
Vijay Kumar Singh SINGH & ASSOCIATES, ADVOCATES AND SOLICITORS	Vijay Nair KNM & PARTNERS, LAW OFFICES	Avnish Sharma LEX MUNDI ASSOCIATION OF LAW FIRMS	FAMOUS PACIFIC SHIPPING GROUP	Aris Eko Prasetyo SIDABUKKE CLAN & ASSOCIATES
Shreedhar T. Kunte SHARP AND TANNAN - MEMBER OF RUSSELL BEDFORD INTERNATIONAL	Aseem Nanda CENTRAL BOARD OF EXCISE & CUSTOMS	Manoranjan Sharma KNM & PARTNERS, LAW OFFICES	INDONESIA NOTARY ORGANIZATION	Machmud Fauzi MACHMUD FAUZI, NOTARIS & PPAT
Harjeet Lall AXON PARTNERS LLP	Vaibhav Nautiyal INDUS ENVIRONMENTAL SERVICES PVT. LTD.	Rajnish Sharma RAJNISH SHARMA ATTORNEY-AT-LAW	MINE AND HERS INTERNATIONAL	Widigdyta Sukma Gitaya WSG TAX ADVISOR
Rajiv K. Luthra LUTHRA & LUTHRA	Madhav Pande L & T CAPITAL CO. LTD., MUMBAI	Rupali Sharma KOCHHAR & CO.	Higban Achmad INDO KARYA SENIOR	Indra Gunawan TATAGUNA MATRA ARCHITECTURE ENGINEERING CONSULTANTS
Jignesh Makwana SWIFTINDIAINC CORPORATE SERVICES PRIVATE LIMITED	Anup Pandey MINISTRY OF LABOUR & EMPLOYMENT	Sunil Dutt Sharma KHALSHA CONSULTANCY SERVICES	Yanuar Aditya ADNAN KELANA HARYANTO & HERMANTO	Melanie Hadel BAHAR & PARTNERS
Divya Malcolm KOCHHAR & CO.	Janak Pandya NISHITH DESAI ASSOCIATES	Arjun Shiv TRILEGAL	Nafis Adwani ALI BUDIARDJO, NUGROHO, REKSODIPUTRO, MEMBER OF LEX MUNDI	Fitri Handayanti Lubis SYMBOLON & PARTNERS LAW FIRM
Yogesh Malhan SINGH & ASSOCIATES, ADVOCATES AND SOLICITORS	Kunal Pareek TATA POWER DELHI DISTRIBUTION LTD.	Vikram Shroff NISHITH DESAI ASSOCIATES	Lia Aligia MAKARIM & TAIRA S.	Dedet Hardiansyah BUDIMAN AND PARTNERS
Vipender Mann KNM & PARTNERS, LAW OFFICES	Amir Z. Singh Pasrich INTERNATIONAL LAW AFFILIATES PASRICH & COMPANY	Kartikaya Singh PHOENIX LEGAL	Irina Anindita MAKARIM & TAIRA S.	Freddy Harris MINISTRY OF LAW AND HUMAN RIGHTS
R.K. Mehrotra R.K.CLEARING PVT.LTD.	Barasha Baruah Pathak JURIS CORP	Ravinder Pal Singh INTERNATIONAL SURGICAL INDS.	Andara Annisa MAKARIM & TAIRA S.	Stefanus Haryanto ADNAN KELANA HARYANTO & HERMANTO
Atul Mehta MEHTA & MEHTA	Sanjay Patil BDH INDUSTRIES LIMITED	Mukesh Singhal KNM & PARTNERS, LAW OFFICES	Almer Apon IWA LOGISTICS (INDONESIA)	Joseph Hendrik MAKARIM & TAIRA S.
Dara Mehta LITTLE & CO.	Ashish Pednekar GVP LOGISTICS	Arvind Sinha RCS PVT. LTD. BUSINESS ADVISORS GROUP	Gina Aprilitasari MATARAM PARTNERS	Satrio S. Herlambang INDONESIAN INSTITUTE OF ARCHITECTS
Dipti Mehta MEHTA & MEHTA	Bhadrinath Madhusudan Pogul KALKI INTERNATIONAL	Rajat Ratan Sinha RCS PVT. LTD. BUSINESS ADVISORS GROUP	Higia Ardianto ERNST & YOUNG	Inyo Hetarie Wan Juli ERNST & YOUNG
Jitesh Mehta SOURCE INDIA	Madhusudan Venkatesh Pogul RENGA MATCH	Vineet Sinha KNM & PARTNERS, LAW OFFICES	Aries PT PLN (PERSERO) INDONESIA STATE ELECTRICITY CORPORATION	Iswahjudi A. Karim KARIMSYAH LAW FIRM
Preeti G. Mehta KANGA & CO.	Nitin Potdar J. SAGAR ASSOCIATES, ADVOCATES & SOLICITORS	Vinay Sirohia AXON PARTNERS LLP	Saiful Arif ZAIDUN & PARTNERS	
	M. Prabhakaran CONSULTA JURIS	R. Siva VINZAS SOLUTIONS INDIA PRIVATE LIMITED	Devita Arlene R. Sinaga PT. BANK NEGARA INDONESIA (BNI)	
	Rajat Pradhan PHOENIX LEGAL	Veena Sivaramakrishnan JURIS CORP	Ardian Army MACHMUD FAUZI, NOTARIS & PPAT	

- Mirga Karim  
KARIMSYAH LAW FIRM
- Galinar R. Kartakusuma  
MAKARIM & TAIRA S.
- Anita Lucia Hendarto  
NOTARIS & PEJABAT PEMBUAT  
AKTA TANAH
- Theo Kumaat  
INDONESIAN LOGISTICS AND  
FORWARDERS ASSOCIATION
- Winita E. Kusnandar  
KUSNANDAR & CO.
- Ir. Bambang Kusumarjadi  
PELITA BUMIWANGI, PT
- Diana Kusumasari  
SIMBOLON & PARTNERS LAW  
FIRM
- Jatmiko Adi Kusumo  
INTERIORS & CO.
- Arno F. Rijaldi Kwok  
KUSNANDAR & CO.
- Roy Lee  
DFDL
- Eddy M. Leks  
LEKS & CO.
- Fintje Lumebang  
PT PLN (PERSERO), EAST JAVA  
DISTRIBUTION
- Noorfina Luthfiany  
BANK INDONESIA
- Sontang C. Mamurung
- Bintang Manik  
MAKARIM & TAIRA S.
- Benny Marbun  
PT PLN (PERSERO) INDONESIA  
STATE ELECTRICITY  
CORPORATION
- Heru Mardijarto  
MAKARIM & TAIRA S.
- Agus Marsudi  
INDONESIAN INSTITUTE OF  
ARCHITECTS
- Peter Mahmud Marguki  
ZAUDUN & PARTNERS
- Ella Melany  
HANAFIAH PONGGAWA &  
PARTNERS
- Any Miami  
PWC INDONESIA
- Alfin Nainggolan  
MATARAM PARTNERS
- Ibg. Mardawa Padangratha  
PT PLN (PERSERO), EAST JAVA  
DISTRIBUTION
- Budi Pangestu  
PT PLN (PERSERO), EAST JAVA  
DISTRIBUTION
- Ivor Pasaribu  
LEKS & CO.
- Pelopor  
NATIONAL LAND AGENCY
- Ay Tjhing Phan  
PWC INDONESIA
- Abraham Pierre  
KPMG
- Bambang Priono  
NATIONAL LAND AGENCY
- Harry Purwoko  
SEMBADA PRATAMA (SCHOOL OF  
SUPPLY CHAIN AND LOGISTICS)
- Ilman Rakhmat  
KARIMSYAH LAW FIRM
- Dhamma Ratna  
NOTARIS & PEJABAT PEMBUAT  
AKTA TANAH
- Sophia Rengganis  
PWC INDONESIA
- Adrio Rivadi  
KUSNANDAR & CO.
- Reagan Roy  
MAKARIM & TAIRA S.
- Maheza Rumondor  
ADNAN KELANA HARYANTO &  
HERMANTO
- Isyana W. Sadjarwo
- Himawan Santoso  
ADHICPTA ENGINEERING  
CONSULTANTS
- Gatot Sanyoto  
KUSNANDAR & CO.
- Nur Asyura Anggini Sari  
BANK INDONESIA
- Wiyono Sari  
WIYONO PARTNERSHIP
- Bambang Sartono  
ADHICPTA ENGINEERING  
CONSULTANTS
- Maringa Savanthy  
WIDYAWAN & PARTNERS
- Erwin Setiawan  
ERNST & YOUNG
- Hendra Setiawan  
BUDIDJAJA & ASSOCIATES LAW  
OFFICES
- Indra Setiawan  
ALJ BUDIARDJO, NUGROHO,  
REKSODIPUTRO, MEMBER OF  
LEX MUNDI
- Arief Setyadi  
PKF INTERNATIONAL
- Bonar Sidabukke  
SIDABUKKE CLAN & ASSOCIATES
- Sudiman Sidabukke  
SIDABUKKE CLAN & ASSOCIATES
- Bernard Sihombing  
BUDIDJAJA & ASSOCIATES LAW  
OFFICES
- Devryanto Silvester Panggalo  
A. A. AZIZ & PARTNERS
- Ricardo Simanjuntak  
RICARDO SIMANJUNTAK &  
PARTNERS
- Yudianta Medio N. Simbolon  
SIMBOLON & PARTNERS LAW  
FIRM
- Agoes Soerarso  
TATAGUNA MATRA  
ARCHITECTURE ENGINEERING  
CONSULTANTS
- Nadia Soraya  
MD & PARTNERS
- Chris Joko Sriganto
- Erna Sriyatmi  
NATIONAL LAND AGENCY
- Ekajatno Supatra  
ABDIBANGUN BUANA
- Sutoro  
NATIONAL LAND AGENCY
- Wimphry Suwignjo  
WIMPHRY SUWIGNJO, NOTARIS  
& P.P.A.T.
- Offy Syofiah  
KARIMSYAH LAW FIRM
- Febriyansya Tandjung  
LEKS & CO.
- Doddy Tjahjadi  
PTI ARCHITECTS
- Noverisky Tri Putra Pasaribu  
SIMBOLON & PARTNERS LAW  
FIRM
- Gatot Triprasetyo  
WIDYAWAN & PARTNERS
- Wahyu Tunggono  
ARAMEX INTERNATIONAL  
INDONESIA
- Runi Tusita  
PWC INDONESIA
- Tasya Utami Putri  
SIMBOLON & PARTNERS LAW  
FIRM
- Adhie Wicaksono  
BANK INDONESIA
- Aditya Kesha Wijayanto  
WIDYAWAN & PARTNERS
- Pudji Winiarti  
UPTSATA (UNIT PELAYANAN  
TERPADU SATU ATAP) SURABAYA  
TIMUR (ONE-STOP SHOP)
- Wiwid  
MENTARI FREIGHT SERVICES
- Akbar Zainuri  
KARIMSYAH LAW FIRM
- Yondri Zulfadli  
PT PLN (PERSERO) INDONESIA  
STATE ELECTRICITY  
CORPORATION
- Andi Zulfikar  
MATARAM PARTNERS
- IRAN, ISLAMIC REP.**  
SADID BAR INT TRANSPORT
- Camellia Abdolsamad  
INTERNATIONAL LAW OFFICE  
OF DR. BEHROOZ AKHLAGHI &  
ASSOCIATES
- Mortega Adab  
REGISTRATION COMPANIES  
OFFICE
- Ali Ahmadi  
TEHRAN CHAMBER OF  
COMMERCE, INDUSTRIES AND  
MINES
- Hamede Akhavan  
SECURITIES AND EXCHANGE  
ORGANIZATION OF IRAN
- Behrooz Akhlaghi  
INTERNATIONAL LAW OFFICE  
OF DR. BEHROOZ AKHLAGHI &  
ASSOCIATES
- Hassan Amirshahi  
LAW OFFICES OF DR. HASSAN  
AMIRSHAHI
- Ebrahim Asadi  
ELECTRICAL INDUSTRY  
DEVELOPMENT (EID  
CONSULTANT CO.)
- Gholam Ali Asghari  
GREAT TEHRAN ELECTRICITY  
DISTRIBUTION COMPANY  
(GTEDC)
- Toktam Aynehkar  
PERSOL CORPORATION
- Hamid Berenjar  
OFFICE OF HAMID BERENJKAR
- Pouyan Bohloul  
BOHLOUL & ASSOCIATES LAW  
OFFICE
- Golsa Daghighi  
INTERNATIONAL LAW OFFICE  
OF DR. BEHROOZ AKHLAGHI &  
ASSOCIATES
- Mortega Degfoulain  
MORTEZA
- Sepideh Dowlatshahi  
BARTAR ASSOCIATES LAW FIRM
- Maryam Ebrahimi  
TEHRAN STOCK EXCHANGE  
(TSE)
- Mahmoud Eskandari
- Shirgad Eslami  
OWJ LAW OFFICE
- Hossein Fahimi  
SECURITIES AND EXCHANGE  
ORGANIZATION OF IRAN
- Behgad Feigi  
AGAHAH & CO.
- Milad Ghornan Nejad  
PERSOL CORPORATION
- Majid Haddad  
AUSTRALIAN GREEN  
MANAGEMENT & SERVICES
- S. Hamid Hosseini  
MERAAT INTERNATIONAL GROUP
- Morad Irangadi  
DARA POOYA
- Nassim Jahanbani  
GREAT TEHRAN ELECTRICITY  
DISTRIBUTION COMPANY  
(GTEDC)
- Asadollah Jalalabadi  
BANK TEJARAT OF IRAN
- Mohammad Jalili  
IRAN CREDIT SCORING
- Seyed Hamid Jelveh Tabaei  
REGISTRATION COMPANIES  
OFFICE
- Farid Kani  
ATIEH ASSOCIATES
- Behnam Khatami  
ATIEH ASSOCIATES
- Amir Kheirollahy  
HT CO, LTD.
- Majid Mahallati  
MAHALLATI & CO. CHARTERED  
ACCOUNTANTS
- Shahrgad Majdameli  
TOLLEFSEN LAW PLLC
- Gholam Reza Malekshoar  
CENTRAL BANK OF THE ISLAMIC  
REPUBLIC OF IRAN
- Seyed Ali Mirshafiei  
TEHRAN CHAMBER OF  
COMMERCE, INDUSTRIES AND  
MINES
- Fatemeh Sadat Mirsharifi  
MINISTRY OF COMMERCE
- Mogaffar Mohammadian  
TEEMA BAR INTERNATIONAL  
TRANSPORT
- Hamidreza Mokhtarian  
MEHR INTERNATIONAL LAW  
FIRM
- Mehdi Mousavi  
PERSOL CORPORATION
- Rasoul Nowrougi
- Zohreh Papi  
CENTRAL BANK OF THE ISLAMIC  
REPUBLIC OF IRAN
- Mohammad Reza Pasban  
ALLAME TABATABAEI  
UN.- IRANIAN CENTRAL BAR  
ASSOCIATION
- Farmand Pourkarim  
TEHRAN MUNICIPALITY -  
FANAVARAN SHAHR CO.
- Mohammad Regayi Magrae  
CENTRAL BANK OF THE ISLAMIC  
REPUBLIC OF IRAN
- Shahdad Shabani  
AUSTRALIAN GREEN  
MANAGEMENT & SERVICES
- Ahmad Shabanifard  
AUSTRALIAN GREEN  
MANAGEMENT & SERVICES
- Ali Shahabi  
INTERNATIONAL LAW OFFICE  
OF DR. BEHROOZ AKHLAGHI &  
ASSOCIATES
- Masood Shaikh  
PERSOL CORPORATION
- Hasan Sharifi Bidgoli  
AUSTRALIAN GREEN  
MANAGEMENT & SERVICES
- Fargan Shirvanbeigi  
TEHRAN MUNICIPALITY -  
FANAVARAN SHAHR CO.
- Rajat Ratan Sinha  
RCS PVT. LTD. BUSINESS  
ADVISORS GROUP
- Mohammad Soltani  
SECURITIES AND EXCHANGE  
ORGANIZATION OF IRAN
- Pedram Soltani  
PERSOL CORPORATION
- Sahar Sotoodehnia  
INTERNATIONAL LAW OFFICE  
OF DR. BEHROOZ AKHLAGHI &  
ASSOCIATES
- Abbas Taghipour  
CENTRAL BANK OF THE ISLAMIC  
REPUBLIC OF IRAN
- Mohammad Rega Talischi  
PERSOL CORPORATION
- Ebrahim Tavakoli  
BARTAR ASSOCIATES LAW FIRM
- Agadeh Zarei
- IRAQ**  
ERNST & YOUNG
- Nisreen Abdul Hadi Al-Hamiri  
NISREEN ABDUL HADI AL-HAMIRI  
LAW OFFICE
- Ala'a Abu Awwad  
PWC JORDAN
- Ahmed Al-Jannabi  
MENA ASSOCIATES, MEMBER OF  
AMERELLER RECHTSANWÄLTE
- Adil Al-Lami  
MANAGEMENT SYSTEMS  
INTERNATIONAL
- Munther B. Hamoudi  
AL-BURAO ENGINEERING CO.  
LTD.
- Ahmed Dawood  
BAYT AL-HIKMAH FOR LEGAL  
SERVICES AND CONSULTANCY  
LLC
- Abbas Fadel  
AL NOSOOR
- Kamal Field Al-Basri  
IRAQI INSTITUTE FOR ECONOMIC  
REFORM
- Ali Fikiki  
MANAGEMENT SYSTEMS  
INTERNATIONAL
- Deepak John  
SKYBRIDGE FREIGHT SOLUTIONS  
LLC
- Jamal Mehdi Shalal  
AL ATTAR REAL ESTATE OFFICE
- Rasha Nadeem  
BAYT AL-HIKMAH FOR LEGAL  
SERVICES AND CONSULTANCY  
LLC
- Ahmed Naguib  
BCC LOGISTICS
- Ammar Najji  
CONFLUENT LAW GROUP
- Abdelrahman Sherif  
MENA ASSOCIATES, MEMBER OF  
AMERELLER RECHTSANWÄLTE

Stephan Stephan PWC JORDAN	Gerry O'Neill IRISH CREDIT BUREAU	Ido Gonen GOLDFARB SELIGMAN & CO.	Umberto Antonelli STUDIO LEGALE ASSOCIATO AD ASHURST LLP	Viviana Colella ACEA S.P.A.
Khaled Yaseen AL-SAQER ADVISERS & LEGAL SERVICES	Robert O'Shea MATHESON	Liron HaCohen YIGAL ARNON & CO.	Stefano Aprile PENAL COURT OF ROME	Stefano Colla PWC - TAX AND LEGAL SERVICES
Haythem Zayed PWC JORDAN	Laura O'Sullivan MASON HAYES & CURRAN	Yael Hershkovitz GROSS, KLEINHENDLER, HODAK, HALEVY, GREENBERG & CO.	Gea Arcella CIVIL LAW NOTARY, LAWYER	Fabrigio Colonna LCA - LEGA COLUCCI E ASSOCIATI
<b>IRELAND</b>	Maurice Phelan MASON HAYES & CURRAN	Yossi Katsav RUTH CARGO	Gaetano Arnò PWC - TAX AND LEGAL SERVICES	Mattia Colonnelli de Gasperis COLONNELLI DE GASPERIS STUDIO LEGALE
Sarah Berkery DILLON EUSTACE	Sinead Power IRISH CREDIT BUREAU	Zeev Katz PWC ISRAEL	Romina Ballanca PWC - TAX AND LEGAL SERVICES	Barbara Corsetti PORTOLANO CAVALLO STUDIO LEGALE
Finbarr Cleary CELTIC FORWARDING LTD.	Jilian Pringle OLM CONSULTANCY	Vered Kirshner PWC ISRAEL	Paola Baraggetta PWC - TAX AND LEGAL SERVICES	Filippo Corsini CHIOMENTI STUDIO LEGALE
John Comerford COONEY CAREY - MEMBER OF RUSSELL BEDFORD INTERNATIONAL	Kevin Quinn PWC IRELAND	Gideon Koren GIDEON KOREN & CO. LAW OFFICES	Gianluigi Baroni PWC - TAX AND LEGAL SERVICES	Barbara Cortesi STUDIO LEGALE GUASTI
Danielle Conaghan ARTHUR COX, MEMBER OF LEX MUNDI	Brendan Sharkey REDDY CHARLTON	Orna Kornreich-Cohen SHAVIT BAR-ON GAL-ON TZIN YAGUR, LAW OFFICES	Alvise Becker PWC - TAX AND LEGAL SERVICES	Massimo Cremona PIROLA PENNUTO ZEI & ASSOCIATI
Pearse Corbett ESB INTERNATIONAL	Gavin Simons AMOS SOLICITORS	Hadas Lavi S. HOROWITZ & CO., MEMBER OF LEX MUNDI	Vlad Beffa STUDIO SAVOIA	Salvina Crisafulli ASHURST LLP
Amanda Daly MATHESON	Lorcan Tiernan DILLON EUSTACE	Opher Levenberg STEINMETZ, HARING, GURMAN & CO.	Susanna Beltramo STUDIO LEGALE BELTRAMO	Salvatore Cuggocrea PWC - TAX AND LEGAL SERVICES
Emma Doherty MATHESON	Mark Traynor A&L GOODBODY	Michelle Liberman S. HOROWITZ & CO., MEMBER OF LEX MUNDI	Carlotta Benigni DLA PIPER	Daniele de Benedetti STUDIO BENESSIA - MACCAGNO
Gavin Doherty EUGENE F. COLLINS SOLICITORS	Joe Tynan PWC IRELAND	Yigal Merav A. MOSKOVITS & SONS LTD.	Marta Bianchi PWC - TAX AND LEGAL SERVICES	Francesco De Gennaro STUDIO LEGALE ASSOCIATO AD ASHURST LLP
Eoghan Doyle PHILIP LEE SOLICITORS	Colm Walsh IRISH INTERNATIONAL FREIGHT ASSOCIATION	Rotem Muntner RUTH CARGO	Andrea Bossola ACEA S.P.A.	Antonio De Martinis SPASARO DE MARTINIS LAW FIRM
John Doyle DILLON EUSTACE	Patrick Walshe PHILIP LEE SOLICITORS	Shai Nagor DELOITTE	Giampaolo Botta SPEDIPORTO - ASSOCIAZIONE SPEDIZIONIERI CORRIERI E TRASPORTATORI DI GENOVA	Raffaella De Martinis SPASARO DE MARTINIS LAW FIRM
Ray Duffy THE PROPERTY REGISTRATION AUTHORITY	Emma Weld-Moore DANIEL MURPHY SOLICITORS	Ugi Pinchasi MICHAEL HUNTER & PARTNERS	Francesca Brilli STUDIO LEGALE ASSOCIATO AD ASHURST LLP	Francesca De Paolis STUDIO LEGALE SALVATORE DE PAOLIS
Jamie Ensor DILLON EUSTACE	<b>ISRAEL</b> HILMAN & CO. CPAS (ISR.) MINISTRY OF JUSTICE	Mirit Reif HACOHEN WOLF LAW OFFICES	Giuseppe Broccoli BDA STUDIO LEGALE	Rosa Del Sindaco ABBATESCIANNI STUDIO LEGALE E TRIBUTARIO
Frank Flanagan MASON HAYES & CURRAN	SCHWARTZ MARCEL CONSULTING ENGINEERS LTD.	Nili Reif HACOHEN WOLF LAW OFFICES	Carlo Andrea Bruno RAYNAUD AND PARTNERS - STUDIO LEGALE	Claudio Di Falco CLEARY GOTTLIEB STEEN & HAMILTON LLP
Ciarra Garry FGS DUBLIN	Eyal Bar-Eliezer BALTER, GUTH, ALONI LLP	Doron Sadan PWC ISRAEL	Claudio Burello PWC - TAX AND LEGAL SERVICES	Federica Di Mario STUDIO LEGALE ASSOCIATO AD ASHURST LLP
Koren Good PWC IRELAND	Ofer Bar-On SHAVIT BAR-ON GAL-ON TZIN YAGUR, LAW OFFICES	Liora Seidman MINISTRY OF CONSTRUCTION AND HOUSING	Sergio Calderara ALMAVIVA S.P.A. - DIREZIONE AFFARI LEGALI	Maria Di Noia BANK OF ITALY
Cillian Gorman ARTHUR COX, MEMBER OF LEX MUNDI	Jacob Ben-Chitrit YIGAL ARNON & CO.	Dan Sharon DAN SHARON - CONSULTING ENGINEERS 2002 LTD.	Federico Calloni STUDIO CORNO - MMEMBER OF RUSSELL BEDFORD INTERNATIONAL	Massimiliano Di Tommaso CLEARY GOTTLIEB STEEN & HAMILTON LLP
Paul Gough EUGENE F. COLLINS SOLICITORS	Jeremy Benjamin GOLDFARB SELIGMAN & CO.	Daniel Singerman BUSINESS DATA ISRAEL + PERSONAL CHECK	Gianluca Cambareri TONUCCI & PARTNERS, IN ALLIANCE WITH MAYER BROWN LLP	Maddalena Ferrari STUDIO NOTARILE FERRARI
Naomi Hartly MASON HAYES & CURRAN	Marina Benvenisti RUTH CARGO	Eran Taussig BALTER, GUTH, ALONI LLP	Paolo Canal ORSINGHER ORTU - AVVOCATI ASSOCIATI	Giuseppe Ferrelli STUDIO LEGALE SINATRA
Anna Hickey PHILIP LEE SOLICITORS	Rona Bergman Naveh GROSS, KLEINHENDLER, HODAK, HALEVY, GREENBERG & CO.	Eglam Weiss WEISS-PORAT & CO.	Stefano Cancarini PWC - TAX AND LEGAL SERVICES	Barbara Mirta Ferri PWC - TAX AND LEGAL SERVICES
Thomas Johnson IRISH BUILDING CONTROL INSTITUTE	Roy Caner ERDINAST BEN NATHAN & CO. ADVOCATES	Zeev Weiss WEISS-PORAT & CO.	Alessandro Cardia GRIECO E ASSOCIATI	Gianclaudio Fischetti PWC - TAX AND LEGAL SERVICES
William Johnston ARTHUR COX, MEMBER OF LEX MUNDI	Doron Cohen RAVEH, RAVID & CO CPAS - MEMBER OF RUSSELL BEDFORD INTERNATIONAL	Dave Wolf HACOHEN WOLF LAW OFFICES	Cecilia Carrara LEGANCE - STUDIO LEGALE ASSOCIATO	Tommaso Foco PORTOLANO CAVALLO STUDIO LEGALE
Jonathan Kelly PHILIP LEE SOLICITORS	Danny Dilbarly GOLDFARB SELIGMAN & CO.	<b>ITALY</b>	Paolo Carta ACEA S.P.A.	Pier Andrea Fré Torelli Massini CARABBA & PARTNERS
Mary Lig Mahony ARTHUR COX, MEMBER OF LEX MUNDI	Shlomo Farkas ELCHANAN LANDAU LAW OFFICES	Marianna Abbaticchio RISTUCCIA & TUFARELLI	Maria Castiglione Minischetti PWC - TAX AND LEGAL SERVICES	Luca Gambini PORTOLANO CAVALLO STUDIO LEGALE
Brid McCoy AMOS SOLICITORS	Ran Feldman S. HOROWITZ & CO., MEMBER OF LEX MUNDI	Fabrizio Acerbis PWC ITALY	Lucia Ceccarelli PORTOLANO CAVALLO STUDIO LEGALE	Andrea Gangemi PORTOLANO CAVALLO STUDIO LEGALE
Thomas McGovern COMPANIES REGISTRATION OFFICE, IRELAND	Keren Freund GOLDFARB SELIGMAN & CO.	Emanuele Alemagna LCA - LEGA COLUCCI E ASSOCIATI	Giorgio Cherubini PIROLA PENNUTO ZEI & ASSOCIATI	Daniele Geronzi LEGANCE - STUDIO LEGALE ASSOCIATO
Kevin Meehan COMPASS MARITIME LTD.	Shmulik Fried GOLDFARB SELIGMAN & CO.	Giuseppe Alemanni ALEMANI E ASSOCIATI	Domenico Colella ORSINGHER ORTU - AVVOCATI ASSOCIATI	Carlo Ghia STUDIO LEGALE GHIA
Michael O'Connor MATHESON	Viva Gayer ERDINAST BEN NATHAN & CO. ADVOCATES	Mario Altavilla UNIONCAMERE		
Brian O'Malley A&L GOODBODY	Tuvia Geffen NASCHITZ, BRANDES & CO.	Federico Antich STUDIO DELL'AVVOCATO ANTICH		

- Enrica Maria Ghia  
STUDIO LEGALE GHIA
- Lucio Ghia  
STUDIO LEGALE GHIA
- Ilario Giangrossi  
ASHURST LLP
- Andrea Grappelli  
TONUCCI & PARTNERS, IN  
ALLIANCE WITH MAYER BROWN  
LLP
- Antonio Grieco  
GRIECO E ASSOCIATI
- Valentino Guarini  
PWC - TAX AND LEGAL SERVICES
- Federico Guasti  
STUDIO LEGALE GUASTI
- Francesco Iodice  
CLEARY GOTTlieb STEEN &  
HAMILTON LLP
- Giovanni Iggo  
ABBATESCIANNI STUDIO LEGALE  
E TRIBUTARIO
- Ignazio La Candia  
PIROLA PENNUTO ZEI &  
ASSOCIATI
- Mario Landriani  
GC ARCHITECTURE BURO
- Laura Liguori  
PORTOLANO CAVALLLO STUDIO  
LEGALE
- Alessandra Livreri  
A. HARTRODT ITALIANA SRL
- Enrico Lodi  
CRIF S.P.A.
- Cesare Lombrassa  
STUDIO LEGALE LOMBRASSA
- Paolo Lucarini  
PWC ITALY
- Stefano Macchi di Cellere
- Matteo Magistrelli  
PORTOLANO CAVALLLO STUDIO  
LEGALE
- Corrado Malberti  
LAWYER
- Francesco Mangari  
STUDIO LEGALE ASSOCIATO AD  
ASHURST LLP
- Luigi Mariani  
STUDIO LEGALE ASSOCIATO AD  
ASHURST LLP
- Fabrizio Mariotti  
STUDIO LEGALE BELTRAMO
- Laura Marretta  
ROMOLOTTI MARRETTA
- Donatella Martinelli  
STUDIO LEGALE ASSOCIATO  
TOMMASINI E MARTINELLI
- Carloandrea Meacci  
STUDIO LEGALE ASSOCIATO AD  
ASHURST LLP
- Valeria Melissan  
PWC - TAX AND LEGAL SERVICES
- Laura Mellone  
BANK OF ITALY
- Priscilla Merlino  
NUNZIANTE MAGRONE
- Andrea Messuti  
LCA - LEGA COLUCCI E  
ASSOCIATI
- Mario Miccoli  
NOTAIO MICCOLI
- Stefano Miniati  
PWC - TAX AND LEGAL SERVICES
- Marco Monaco Sorge  
TONUCCI & PARTNERS, IN  
ALLIANCE WITH MAYER BROWN  
LLP
- Luisa Monti  
CRIF S.P.A.
- Micael Montinari  
PORTOLANO CAVALLLO STUDIO  
LEGALE
- Eliana Morandi  
STUDIO NOTARILE ELIANA  
MORANDI
- Valeria Morosini  
TOFFOLETTO E SOCI LAW FIRM,  
MEMBER OF IUS LABORIS
- Daide Neirotti  
PWC - TAX AND LEGAL SERVICES
- Gianmatteo Nunziante  
NUNZIANTE MAGRONE
- Francesco Nuggolo  
PWC ITALY
- Luciano Pangani  
TORINO COURT OF FIRST  
INSTANCE
- Giovanni Patti  
ABBATESCIANNI STUDIO LEGALE  
E TRIBUTARIO
- Federica Periale  
STUDIO LEGALE ASSOCIATO AD  
ASHURST LLP
- Daide Petris  
PORTOLANO CAVALLLO STUDIO  
LEGALE
- Riccardo Piaggi  
ORSINGER ORTU - AVVOCATI  
ASSOCIATI
- Paolo Piccoli  
LAWYER
- Annamaria Pinguti  
STUDIO LEGALE ASSOCIATO AD  
ASHURST LLP
- Andrea Pivanti  
STUDIO LEGALE GHIA
- Galileo Poggoli  
CURTIS MALLETT - PREVOST,  
COLT & MOSLE LLP
- Maria Progida  
PWC - TAX AND LEGAL SERVICES
- Francesca Ravallese
- Daniele Raynaud  
RAYNAUD AND PARTNERS -  
STUDIO LEGALE
- Sharon Reilly  
LABLAW STUDIO LEGALE
- Fabrizio Revelli  
LAWYER
- Consuelo Rigo  
CRIF S.P.A.
- Marianna Ristuccia  
RISTUCCIA & TUFARELLI
- Filippo Maria Riva  
PWC - TAX AND LEGAL SERVICES
- Cingia Romano  
STUDIO LEGALE SALVATORE DE  
PAOLIS
- Tommaso Edoardo Romolotti  
ROMOLOTTI MARRETTA
- Michele Salemo  
KRCOM
- Francesca Salerno  
LEGANCE - STUDIO LEGALE  
ASSOCIATO
- Mike Salerno  
KRCOM
- Filippo Savoia  
STUDIO SAVOIA
- Michele Scibettai  
STUDIO LEGALE ASSOCIATO AD  
ASHURST LLP
- Mario Scofferi  
GIGLIO & SCOFFERI STUDIO  
LEGALE DEL LAVORO
- Susanna Servi  
CARABBA & PARTNERS
- Massimiliano Silveti  
NUNZIANTE MAGRONE
- Carlo Sinatra  
STUDIO LEGALE SINATRA
- Elisa Sulcis  
STUDIO LEGALE SINATRA
- Michele Tamburini  
CURTIS MALLETT - PREVOST,  
COLT & MOSLE LLP
- Maria Antonietta Tanico  
STUDIO LEGALE TANICO
- Andrea Tedioli  
STUDIO LEGALE TEDIOLI
- Francesca Tironi  
PWC - TAX AND LEGAL SERVICES
- Giacinto Tommasini  
STUDIO LEGALE ASSOCIATO  
TOMMASINI E MARTINELLI
- Nicola Toscano  
STUDIO LEGALE ASSOCIATO AD  
ASHURST LLP
- Stefano Tresca  
ISEED
- Luca Tufarelli  
RISTUCCIA & TUFARELLI
- Rachele Vacca de Dominicis  
GRIECO E ASSOCIATI
- Mario Valentini  
PIROLA PENNUTO ZEI &  
ASSOCIATI
- Elisabetta Ventrella  
BDA STUDIO LEGALE
- Emilio Zendri  
ACEA S.P.A.
- Bruno Benvenuto Zerbini  
STUDIO LEGALE BELTRAMO
- Filippo Zucchinelli  
PWC - TAX AND LEGAL SERVICES
- JAMAICA**
- CRIF NM CREDIT ASSURE  
LIMITED
- Martin Addington  
INTERPLAN
- Dania Beckford  
JAMAICA CUSTOMS  
DEPARTMENT
- Frances Blair  
NATIONAL ENVIRONMENT &  
PLANNING AGENCY
- Christopher Bovell  
DUNNCOX
- Mitzi W. Gordon Burke-Green  
JAMAICA TRADING SERVICES  
LTD.
- Errington Case  
JAMAICA PUBLIC SERVICE  
COMPANY LIMITED
- Carl Chen  
CARL CHEN & ASSOCIATES
- Eric Crawford  
PWC JAMAICA
- Jemelia Davis  
THE SUPREME COURT OF  
JAMAICA
- Megan Deane  
CREDITINFO JAMAICA LIMITED
- Natalie Farrell-Ross  
MYERS, FLETCHER & GORDON,  
MEMBER OF LEX MUNDI
- Nicole Foga  
FOGA DALEY
- Rivi Gardener  
RIVI GARDENER & ASSOCIATE  
LTD.
- Gavin Goffe  
MYERS, FLETCHER & GORDON,  
MEMBER OF LEX MUNDI
- Hugh Gordon  
NATIONAL ENVIRONMENT &  
PLANNING AGENCY
- Narda Graham  
DUNNCOX
- Herbert Winston Grant  
GRANT, STEWART, PHILLIPS  
& CO.
- Lissa L. Grant  
PRIDE JAMAICA
- Kelly Greenaway  
SAMUDA & JOHNSON  
ATTORNEYS-AT-LAW
- Wilbert Hoo
- Donovan Jackson  
NUNES, SCHOLEFIELD DELEON  
& CO.
- Peter Knight  
NATIONAL ENVIRONMENT &  
PLANNING AGENCY
- Joan Lawla  
UNIVERSITY OF TECHNOLOGY
- Grace Lindo  
NUNES, SCHOLEFIELD DELEON  
& CO.
- Melinda Lloyd  
JAMAICA PUBLIC SERVICE  
COMPANY LIMITED
- Zaila McCalla  
THE SUPREME COURT OF  
JAMAICA
- Karen McHugh  
PWC JAMAICA
- Marlene McIntosh  
FERSAN
- Celia Middleton  
ATTORNEY GENERAL'S  
CHAMBERS
- Roxanne Miller  
DUNNCOX
- Alton Morgan  
LEGIS-ALTON E. MORGAN & CO.  
ATTORNEYS-AT-LAW
- Viveen Morrison  
PWC JAMAICA
- Wilford Morrison  
COMPANIES OFFICE OF JAMAICA
- Carol Palmer  
THE SUPREME COURT OF  
JAMAICA
- Judith Ramlogan  
COMPANIES OFFICE OF JAMAICA
- Hilary Reid  
MYERS, FLETCHER & GORDON,  
MEMBER OF LEX MUNDI
- Milton J. Samuda  
SAMUDA & JOHNSON  
ATTORNEYS-AT-LAW
- Jacqueline Simmonds  
JAMAICA PUBLIC SERVICE  
COMPANY LIMITED
- Craig Stephen  
CREDITINFO JAMAICA LIMITED
- Danielle Stiebel  
MYERS, FLETCHER & GORDON,  
MEMBER OF LEX MUNDI
- Humprey Taylor  
TAYLOR CONSTRUCTION LTD.
- Coleen Weise
- Patricia Wiggan Chambers  
JAMAICA CUSTOMS  
DEPARTMENT
- Dominic Williams  
JAMAICA PUBLIC SERVICE  
COMPANY LIMITED
- Maia Wilson  
LEX CARIBBEAN
- Angelean Young-Daley  
JAMAICA PUBLIC SERVICE  
COMPANY LIMITED
- JAPAN**
- PWC JAPAN
- TOKYO ELECTRIC POWER  
COMPANY INC.
- Okamoto Aya  
OSAKA BUSINESS AND  
INVESTMENT CENTER
- Isayama Ayaka  
KANSAI ELECTRIC POWER  
& CO.
- Yoshio Azuma  
TEIKOKU DATABANK
- Naoaki Eguchi  
BAKER & MCKENZIE
- Toyoki Emoto  
ATSUMI & SAKAI
- Miho Fujita  
ADACHI, HENDERSON, MIYATAKE  
& FUJITA
- Tatsuya Fukui  
ATSUMI & SAKAI
- Shinnosuke Fukuoka  
NISHIMURA & ASAHI
- Tomoyoshi Furukawa  
OHARA LAW OFFICE
- Michiyasu Futami  
BANK OF TOKYO-MITSUBISHI  
UFJ
- Keiko Harada  
ATSUMI & SAKAI
- Taichi Haraguchi  
ERNST & YOUNG TAX CO.
- Yuichi Hasegawa  
ADACHI, HENDERSON, MIYATAKE  
& FUJITA
- Haruyo Hatada  
KANSAI ELECTRIC POWER
- Nakanishi Hiroshi  
THE BUILDING CENTER OF JAPAN
- Takashi Ikeda  
TAKASHI IKEDA LAW OFFICE
- Seisuke Imai  
NISHIMURA & ASAHI
- Tamotsu Inami  
TEIKOKU DATABANK
- Ruriko Iwase  
ATSUMI & SAKAI
- Nicholas R. Jesson  
OHARA LAW OFFICE
- Tomomi Kagawa  
CREDIT INFORMATION CENTER  
CORP.
- Chie Kasahara  
ATSUMI & SAKAI
- Hiroshi Kasuya  
BAKER & MCKENZIE
- Takahiro Kato  
NISHIMURA & ASAHI

Kohei Kawamura  
NISHIMURA & ASAH

Hayato Kimura  
ATSUMI & SAKAI

Yasuyuki Kuribayashi  
CITY-YUWA PARTNERS

Yuji Masaki  
TEIKOKU DATABANK

Staoh Masami  
THE BUILDING CENTER OF JAPAN

Takafumi Masukata  
NIPPON EXPRESS CO., LTD.

Junichiro Matsuo  
CREDIT INFORMATION CENTER  
CORP.

Nobuaki Matsuoka  
OSAKA INTERNATIONAL LAW  
OFFICES

Nomuaki Matsuoka  
OSAKA INTERNATIONAL LAW  
OFFICES

Katsuhito Matsuura  
MAERSK LINE

Nakano Michiaki  
SOUTH TORANOMON LAW  
OFFICES

Toshio Miyatake  
ADACHI, HENDERSON, MIYATAKE  
& FUJITA

Kenjiro Mori  
OSAKA INTERNATIONAL  
BUSINESS PROMOTION CENTER

Michihiro Mori  
NISHIMURA & ASAH

Hirosato Nabika  
CITY-YUWA PARTNERS

Hideto Nakai  
KINDEN CORP.

Shigenobu Namiki  
ANDERSON MORI & TOMOTSUNE

Sasaki Nanako  
THE BUILDING CENTER OF JAPAN

Nogomu Ohara  
OHARA LAW OFFICE

Kanayo Okai  
OHARA LAW OFFICE

Shun Otsuka  
NISHIMURA & ASAH

Kogonoi Ryo  
TOKYO BUSINESS ENTRY POINT

Takashi Saito  
CITY-YUWA PARTNERS

Yuka Sakai  
CITY-YUWA PARTNERS

Noriyuki Sano  
MAERSK LINE

Tetsuro Sato  
BAKER & MCKENZIE

Hiroaki Shinomiya  
DAVIS & TAKAHASHI

Sachiko Sugawara  
ATSUMI & SAKAI

Junya Suzuki  
BAKER & MCKENZIE

Hiroaki Takahashi  
DAVIS & TAKAHASHI

Mikio Tasaka  
NITTSU RESEARCH INSTITUTE  
AND CONSULTING, INC.

Junichi Tobimatsu  
MORI HAMADA & MATSUMOTO

Terakawa Tokiwa  
THE BUILDING CENTER OF JAPAN

Yukiko Tomimatsu  
NISHIMURA & ASAH

Yamamoto Tomohide  
KINDEN CORP.

Takaharu Totsuka  
ANDERSON MORI & TOMOTSUNE

Yoshito Tsuji  
OBAYASHI CORPORATION

Mikio Tsukahara  
TEIKOKU DATABANK

Hideki Tsutsui  
OSAKA INTERNATIONAL  
BUSINESS PROMOTION CENTER

Shino Uenuma  
SOUTH TORANOMON LAW  
OFFICES

Kenji Utsumi  
NAGASHIMA OHNO &  
TSUNEMATSU

Ritsuko Watanabe  
TAKASHI IKEDA LAW OFFICE

Michi Yamagami  
ANDERSON MORI & TOMOTSUNE

Shinjiro Yamamoto  
ERNST & YOUNG TAX CO.

Koji Yawataya  
ERNST & YOUNG TAX CO.

Amano Youichiro  
THE BUILDING CENTER OF JAPAN

**JORDAN**

ERNST & YOUNG

MOUNIR HAJJIRI & ASSOCIATES

Hassan Abdullah  
THE JORDANIAN ELECTRIC  
POWER CO. LTD. (JEPCO)

Magen Abu Alghanam  
NATHAN ASSOCIATES

Hajija'a Abu AlHajja'a  
TALAL ABU GHAZALEH LEGAL  
(TAG-LEGAL)

Nayef Abu Alim  
PREMIER LAW FIRM LLP

Deema Abu Zulaikha  
TALAL ABU GHAZALEH LEGAL  
(TAG-LEGAL)

Ibrahim Abunameh  
ABUNAMEH & PARTNERS LAW  
FIRM

Maha Al Abdallat  
CENTRAL BANK OF JORDAN

Eman M. Al-Dabbas  
INTERNATIONAL BUSINESS  
LEGAL ASSOCIATES

Gehad Ali  
ARAB BANK

Omar Aljagy  
ALJAZY & CO. ADVOCATES &  
LEGAL CONSULTANTS

Faris Allougi  
KHALIFEH & PARTNERS  
LAWYERS

Mohammad Al-Said  
NATHAN ASSOCIATES

Essa Amawi  
AMAWI & CO. ADVOCATES &  
LEGAL CONSULTANTS

Mohammed Amawi  
AMAWI & CO. ADVOCATES &  
LEGAL CONSULTANTS

Khaled Asfour  
ALI SHARIF ZU'BI, ADVOCATES &  
LEGAL CONSULTANTS, MEMBER  
OF LEX MUNDI

Michael T. Dabit  
MICHAEL T. DABIT & ASSOCIATES

Anwar Elligan  
THE JORDANIAN ELECTRIC  
POWER CO. LTD. (JEPCO)

Vincent Flamant  
AQABA CONTAINER TERMINAL

George Hagboun  
INTERNATIONAL CONSOLIDATED  
FOR LEGAL CONSULTATIONS

Reem Hagboun  
INTERNATIONAL CONSOLIDATED  
FOR LEGAL CONSULTATIONS

Emad Karkar  
PWC JORDAN

Basel Kawar  
KAWAR TRANSPORT & TRANSIT  
KARGO

Ola Khalil  
CENTRAL BANK OF JORDAN

Hagem Khirfan  
ALI SHARIF ZU'BI, ADVOCATES &  
LEGAL CONSULTANTS, MEMBER  
OF LEX MUNDI

Hussein Kofahy  
CENTRAL BANK OF JORDAN

Rasha Laswi  
ZALLOUM & LASWI LAW FIRM

Firas Malhas  
INTERNATIONAL BUSINESS  
LEGAL ASSOCIATES

Omar B. Naim  
NATIONAL CONSTRUCTION  
COMPANY

Ridha Nasair  
LAW GATE ATTORNEYS & LEGAL  
COUNSELORS

Khalidun Nager  
KHALIFEH & PARTNERS  
LAWYERS

Main Nasir  
NSAIR & PARTNERS - LAWYERS

Mutaseem Nsaier  
NSAIR & PARTNERS - LAWYERS

Moutaq Qtaitat  
INTERNATIONAL CONSOLIDATED  
FOR LEGAL CONSULTATIONS

Ahmad Quandour  
KHALIFEH & PARTNERS  
LAWYERS

Hala Qutteineh  
ALI SHARIF ZU'BI, ADVOCATES &  
LEGAL CONSULTANTS, MEMBER  
OF LEX MUNDI

Osama Y. Sabbagh  
THE JORDANIAN ELECTRIC  
POWER CO. LTD. (JEPCO)

Stephan Stephan  
PWC JORDAN

Dima Taan  
LAW GATE ATTORNEYS & LEGAL  
COUNSELORS

Mohammed Tarawneh

Mahmoud Wafa  
CUSTOMS DEPARTMENT

Aggam Zalloum  
ZALLOUM & LASWI LAW FIRM

Stephan Stephan  
PWC JORDAN

Dima Taan  
LAW GATE ATTORNEYS & LEGAL  
COUNSELORS

Mohammed Tarawneh

Mahmoud Wafa  
CUSTOMS DEPARTMENT

Aggam Zalloum  
ZALLOUM & LASWI LAW FIRM

**KAZAKHSTAN**

BDO KAZAKHSTANAUDIT, LLP

Ainur Abdalova  
COLIBRI LAW FIRM

Serkebay Abdikadyrov  
SIGNUM LAW FIRM

Kuben Abghanov  
GRATA LAW FIRM

Kirill Afanasyev  
KAZAKHSTAN CONSULTING

Zulfiya Akchurina  
GRATA LAW FIRM

Agamat Akhmedov  
SIGNUM LAW FIRM

Duman Akhmetov  
INTEGRITES KAZAKHSTAN LLP

Jupar Beishenalieva  
MICHAEL WILSON & PARTNERS  
LTD.

Madiyar Bekturganov  
ORIS LAW FIRM

Arman Berdalini  
SAYAT ZHOLSHY & PARTNERS

Talgat Bidaybekov  
OLYMPLEX ADVISERS

Aidyn Bikebayev  
SAYAT ZHOLSHY & PARTNERS

Richard Bregonje  
PWC KAZAKHSTAN

Svetlana Ceban  
PWC KAZAKHSTAN

Inara Elemanova  
COLIBRI LAW FIRM

Julia Fattorini  
BMF GROUP LLP

Alexandr Giros  
ARISTON PROJECT MANAGEMENT  
GROUP (APMG)

Mariyash Kabikenova  
REHABILITATION MANAGER

Elena Kaeva  
PWC KAZAKHSTAN

Assel Kalmagambetova  
SYNERGY PARTNERS LAW FIRM

Aigoul Kenjebayeva  
DENTONS KAZAKHSTAN, LLP

Elvira Khairoullina  
INTEGRITES KAZAKHSTAN LLP

Yekaterina Khamidullina  
AEQUITAS LAW FIRM

Olga Kim  
COLIBRI LAW FIRM

Marina Kolesnikova  
GRATA LAW FIRM

Askar Konyusbayev  
GRATA LAW FIRM

Anna Kravchenko  
GRATA LAW FIRM

Yuliya Lagareva  
AEQUITAS LAW FIRM

Tatyana Lee  
COLIBRI LAW FIRM

Aituar Madin  
ORIS LAW FIRM

Marghan Mardenova  
PWC KAZAKHSTAN

Yessen Massalin  
OLYMPLEX ADVISERS

Saida Moldasheva  
CRUZ LOGISTICS LLP

Nagira Nurbayeva  
PWC KAZAKHSTAN

Ruslan Omarov  
FIRST CREDIT BUREAU

Bogdan Piskorskiy  
DENTONS KAZAKHSTAN, LLP

Elvis Roberts  
CRUZ LOGISTICS LLP

Kamillya Sarsembina  
AEQUITAS LAW FIRM

Yertan Serikbayev  
MICHAEL WILSON & PARTNERS  
LTD.

Sofia Shakhrajiyeva  
COLIBRI LAW FIRM

Genmady Shestakov  
KAZAKHSTAN LOGISTICS  
SERVICE

Nurlan Sholanov  
AEQUITAS LAW FIRM

Svetlana Shtopol  
INTEGRITES KAZAKHSTAN LLP

Nurghan Stamkulov  
SYNERGY PARTNERS LAW FIRM

Otabek Suleimanov  
COLIBRI LAW FIRM

Zarina Sygdykova  
GRATA LAW FIRM

Kurmangazy Talghanov  
INTEGRITES KAZAKHSTAN LLP

Zhandos Taukenov  
OLYMPLEX ADVISERS

Almas Tlepov  
INTEGRITES KAZAKHSTAN LLP

Victoriya Trofimovich  
SIGNUM LAW FIRM

Bakhyt Tukulov  
GRATA LAW FIRM

Amir Tussupkhanov  
ORIS LAW FIRM

Agim Usmanov  
COLIBRI LAW FIRM

Vitaliy Vodolazhkin  
SAYAT ZHOLSHY & PARTNERS

Severin Wilson  
KAZAKHSTAN CONSULTING

Arlan Yerganov  
BMF GROUP LLP

Yerghan Yessimkhanov  
GRATA LAW FIRM

Dubek Zhabiykenov  
BA OILFIELD SERVICES

Serik Zhamanbalin  
OLYMPLEX ADVISERS

Askhat Zhanatuly  
GRATA LAW FIRM

Birghan Zharasbayev  
DENTONS KAZAKHSTAN, LLP

Aiman Zhekeyeva  
INTEGRITES KAZAKHSTAN LLP

Liga Zhumakhmetova  
SIGNUM LAW FIRM

Sofiya Zhylykaidarova  
SIGNUM LAW FIRM

Anton Zinoviev  
BOOZ ALLEN HAMILTON

Zarina Ziyayeva  
INTEGRITES KAZAKHSTAN LLP

**KENYA**

METROPOL CORPORATION LTD.

George Akoto  
AKOTO & AKOTO ADVOCATES

Jill Barasa  
ORARO & COMPANY ADVOCATES

Mohammed A. Bhatti  
BHATTI ELECTRICAL LIMITED

Oliver Fowler  
KAPLAN & STRATTON

Peter Gachuhi  
KAPLAN & STRATTON

Chacha Odera Hillary  
ORARO & COMPANY ADVOCATES

William Ikutha Maema  
ISEME, KAMAU & MAEMA  
ADVOCATES

- Milly Jalega  
ISEME, KAMAU & MAEMA  
ADVOCATES
- Kenneth Kamaiha  
KAPLAN & STRATTON
- Kamau Karori  
ISEME, KAMAU & MAEMA  
ADVOCATES
- Hamish Keith  
DALY & FIGGIS ADVOCATES
- Erick Keli  
AKOTO & AKOTO ADVOCATES
- John Kung'u  
WARUHIU K'OWADE & NG'ANG'A  
ADVOCATES
- David Lekera  
ISEME, KAMAU & MAEMA  
ADVOCATES
- Victor Mjani  
CROWE HORWATH EA,  
MEMBER CROWE HORWATH  
INTERNATIONAL
- Rosemary Mburu  
INSTITUTE OF TRADE  
DEVELOPMENT
- James Mburu Kamau  
ISEME, KAMAU & MAEMA  
ADVOCATES
- Mansoor A. Mohamed  
RUMAN SHIP CONTRACTORS  
LIMITED
- George Muchiri  
DALY & FIGGIS ADVOCATES
- Peter Mungai  
PWC KENYA
- John Muoria  
WARUHIU K'OWADE & NG'ANG'A  
ADVOCATES
- Murigu Murithi  
ARCS AFRICA
- Wachira Ndege  
CREDIT REFERENCE BUREAU  
AFRICA LTD.
- Sammy Ndolo  
HAMILTON HARRISON &  
MATHEWS LAW FIRM
- Killian Ngala  
MEDITERRANEAN SHIPPING  
COMPANY (MSC),  
OCEANFREIGHT (E.A.) LTD.
- Mbage Ng'ang'a  
WARUHIU K'OWADE & NG'ANG'A  
ADVOCATES
- Joseph Ngangira  
DALY & FIGGIS ADVOCATES
- James Ngomeli  
THE KENYA POWER AND  
LIGHTING COMPANY LTD.
- Eddy Ochieng  
ORARO & COMPANY ADVOCATES
- Desmond Odhiambo  
DALY & FIGGIS ADVOCATES
- Edwin Oundo  
ORARO & COMPANY ADVOCATES
- Andrew Oduor  
ORARO & COMPANY ADVOCATES
- Daniel Okoth  
ORARO & COMPANY ADVOCATES
- Richard Omwela  
HAMILTON HARRISON &  
MATHEWS LAW FIRM
- Jackson Onyango Awele  
ORARO & COMPANY ADVOCATES
- Hannington O. Ouko  
COOPERATIVE BANK OF SOUTH  
SUDAN
- Ersatus Rabut  
ORARO & COMPANY ADVOCATES
- Deepen Shah  
WALKER KONTOS ADVOCATES
- Rajesh Shah  
PWC KENYA
- Joseph Taracha  
CENTRAL BANK OF KENYA
- Angela Waweru  
KAPLAN & STRATTON
- KIRIBATI**
- Mary Amanu  
MOEL TRADING CO. LTD.
- Amoro Amten  
ANZ BANK (KIRIBATI) LTD.
- Neiran Areta  
MINISTRY OF COMMERCE,  
INDUSTRY AND COOPERATIVES
- Kenneth Barden  
ATTORNEY-AT-LAW
- Moanataake Beibure
- Natan Brechtefeld  
NATAN BRECHTEFELD LEGAL  
MANAGEMENT SERVICES
- Tomitiana Eritama  
MINISTRY OF LABOUR & HUMAN  
RESOURCES DEVELOPMENT
- Anthony Fragier
- Pesega Iaribwebwe  
MINISTRY OF COMMERCE,  
INDUSTRY AND COOPERATIVES
- Willie Karakaua Maen  
MOEL TRADING CO. LTD.
- Seri Kautantamoa  
BUSINESS & COMPANIES  
REGULATORY DIVISION,  
BUSINESS REGULATORY CENTRE,  
MINISTRY OF COMMERCE,  
INDUSTRY & COOPERATIVES
- Mary Kum Kee  
MOEL TRADING CO. LTD.
- King KumKee  
KING HOLDINGS LTD.
- Aaron Levine  
ASIAN DEVELOPMENT BANK
- Kinateao Rokonimwane  
MINISTRY OF COMMERCE,  
INDUSTRY AND COOPERATIVES
- Naare Taukoriri  
SWIRE SHIPPING SERVICE
- Tetoka Tionatam  
KIRIBATI PROVIDENT FUND
- Reei Tioti  
MINISTRY OF ENVIRONMENT,  
LANDS & AGRICULTURE  
DEVELOPMENT (MELAD)
- KOREA, REP.**
- Jaebom Ahn  
AHNSE LAW OFFICES
- Won-Mo Ahn  
AHN & CHANG
- Darren Bean  
SOJONG PARTNERS
- Jennifer Min-Sook Chae  
KOREA CREDIT BUREAU
- Grace Change  
SHINHAN CUSTOMS SERVICE INC.
- Jun-Yong Chang  
KOREA CUSTOMS SERVICE
- Kyoung Soo Chang  
SHIN & KIM
- Yoonyoung Chang  
HWANG MOK PARK PC
- Hyeong-Tae Cho  
SAMIL  
PRICEWATERHOUSECOOPERS
- Jeong-Hun Cho  
KOREA CUSTOMS SERVICE
- Ji Won Choi  
HWANG MOK PARK PC
- Sung-Soo Choi  
KIM & CHANG
- Han-Jun Chon  
SAMIL  
PRICEWATERHOUSECOOPERS
- Eui Jong Chung  
BAE, KIM & LEE LLC
- Robert Flemer  
KIM & CHANG
- Sang Hoon Han  
SHIN & KIM
- Jun-Seok Heo  
SOJONG PARTNERS
- Jin-Young Hwang  
SAMIL  
PRICEWATERHOUSECOOPERS
- C.W. Hyun  
KIM & CHANG
- James I.S. Jeon  
SOJONG PARTNERS
- Bo Moon Jung  
KIM & CHANG
- Goo-Chun Jung  
KOREA CUSTOMS SERVICE
- Jinku Kang  
LEE & KO
- Sang Wook Kang  
KOREAN ELECTRICAL  
CONTRACTORS ASSOCIATION
- Young-Ju Kang  
SOJONG PARTNERS
- Young Seok Ki  
SHIN & KIM
- Eun-Hyung Kim  
KOREA CREDIT BUREAU
- Hyeon-Jeong Kim  
KOREA INSTITUTE OF STARTUP  
& ENTREPRENEURSHIP  
DEVELOPMENT (KISED)
- Hyo-Sang Kim  
KIM & CHANG
- Jennifer Min Sun Kim  
SOJONG PARTNERS
- Mike (Yeontaek) Kim  
AHNSE LAW OFFICES
- Min Sun Kim  
SOJONG PARTNERS
- Seong Won (David) Kim  
HANARO TNS
- Stephan Kim  
SOJONG PARTNERS
- Wonhyung Kim  
YOON & YANG LLC
- Yong-Seong Kim  
SOJONG PARTNERS
- Yoon Young Kim  
HWANG MOK PARK PC
- Youn Jong Kim  
SHINHAN CUSTOMS SERVICE INC.
- Joonghoon Kwak  
LEE & KO
- Hee-Ryoung Lee  
SOJONG PARTNERS
- Hongyou Lee
- Hye Jeong Lee  
AHNSE LAW OFFICES
- Kwon H. Lee  
HANJIN SHIPPING CO. LTD.
- Kyu Wha Lee  
LEE & KO
- Moonsub Lee  
SOJONG PARTNERS
- Sae Goo Lee  
AHNSE LAW OFFICES
- Sang-don Lee  
SHIN & KIM
- Seung Yoon Lee  
KIM & CHANG
- Sun-Ho Lee  
YUSEN LOGISTICS (KOREA)  
CO., LTD.
- Chul-Ki Lim  
KOREA CREDIT BUREAU
- Jangbaek Lim  
SAMIL  
PRICEWATERHOUSECOOPERS
- Jung-hyun Lim  
KOREAN ELECTRICAL  
CONTRACTORS ASSOCIATION
- Cheol-Kyu Maeng  
KOREA CUSTOMS SERVICE
- Young Min Kim  
YOON & YANG LLC
- Han-Shin Oh  
DAECHEONG SHIPPING CO., LTD.
- Soageun Oh  
EWA WOMANS UNIVERSITY
- Yon Kyun Oh  
KIM & CHANG
- Han-Uk Park  
KOREA CUSTOMS SERVICE
- Jihye Park  
LEE & KO
- Sang Il Park  
HWANG MOK PARK PC
- Sejung Park  
SOJONG PARTNERS
- Soo-Hwan Park  
SAMIL  
PRICEWATERHOUSECOOPERS
- Yong Seok Park  
SHIN & KIM
- Seung Min Roh  
HWANG MOK PARK PC
- Minah Seo  
HWANG MOK PARK PC
- Mi-Jin Shin  
KIM & CHANG
- Philippe Shin  
SHIN & KIM
- Moon-Bae Sohn  
KOREA CREDIT BUREAU
- Jiwon Suh  
MINISTRY OF STRATEGY AND  
FINANCE
- Kiwon Suh  
CHEON JI ACCOUNTING  
CORPORATION - MEMBER  
OF RUSSELL BEDFORD  
INTERNATIONAL
- Catherine J. Yeo  
KIM & CHANG
- Elizabeth Shinwon Yoon  
SHINHAN CUSTOMS SERVICE INC.
- KOSOVO**
- KEDS
- KPMG
- TAX ADMINISTRATION OF  
KOSOVO
- Alexander Borg Olivier  
INTERLEX ASSOCIATES LLC
- Hajger Bublaku  
KOSOVO CADASTRAL AGENCY
- Ardiana Bunjaku  
SOCIETY OF CERTIFIED  
ACCOUNTANTS AND AUDITORS  
OF KOSOVO (SCAAK)
- Shyqiri Bytyqi  
VALA CONSULTING
- Mugafer Çaka  
KOSOVO CADASTRAL AGENCY
- Atdhe Dika  
KALO & ASSOCIATES
- Sokol Elmagaj  
BOGA & ASSOCIATES TIRANA
- Mirjeta Emini  
BOGA & ASSOCIATES
- Lorena Gega  
PWC ALBANIA
- Klinti Golemi  
PWC
- Arber Hoti  
SOCIETY OF CERTIFIED  
ACCOUNTANTS AND AUDITORS  
OF KOSOVO (SCAAK)
- Bejtush Isufi  
INTERLEX ASSOCIATES LLC
- Besarta Klllokoqi  
BOGA & ASSOCIATES
- Vegim Kraja  
KALO & ASSOCIATES
- Sabina Lalaj  
BOGA & ASSOCIATES
- Valdrin Lluka  
IPAK
- Abedin Matoshi  
INTERLEX ASSOCIATES LLC
- Fitore Mekaj  
BOGA & ASSOCIATES
- Xhemail Metolli  
MINISTRY OF ENVIRONMENT AND  
SPATIAL PLANNING
- Ilir Murseli  
MURSELI ARCHITECTS &  
PARTNERS
- Delvina Nallbani  
BOGA & ASSOCIATES
- Gagmend Nushi  
KALO & ASSOCIATES
- Besim Osmani  
INTERLEX ASSOCIATES LLC
- Alba Papparisto  
KPMG ALBANIA SHPK
- Loreta Peci  
PWC ALBANIA
- Denis Pitarka  
KOSOVO CADASTRAL AGENCY
- Ilaz Ramajli  
RAMAJLI & PARTNERS CO.
- Vigan Rogova  
ETHEM ROGOVA LAW FIRM
- Ariana Roghaja  
VALA CONSULTING
- Valentina Salihu  
VALA CONSULTING
- Arbena Shehu  
NOTARY CHAMBER OF THE  
REPUBLIC OF KOSOVO
- Teke Shehu  
CHECCHI COMPANY &  
CONSULTING
- Ardi Shita  
CHECCHI COMPANY &  
CONSULTING



Lea Shllaku  
IPAK

Lens Slattengren  
INTERLEX ASSOCIATES LLC

Eleđ Sylaj  
KOSOVA CHAMBER OF  
COMMERCE

Kreshnik Thaqi  
IPAK

Valon Uka  
TLW

Luglim Zeka  
BAKER TILLY KOSOVO

Petrit Zeka  
BAKER TILLY KOSOVO

Shaha Zylfiu  
CENTRAL BANK OF THE  
REPUBLIC OF KOSOVO

**KUWAIT**

BARQ AL KHALEJ TRADING &  
CONTRACTING CO.W.L.L.

CREDIT INFORMATION NETWORK  
FREIGHT EXCEL LOGISTICS

TALAL ABU GHAZALEH LEGAL  
(TAG-LEGAL)

Labeed Abdal  
THE LAW FIRM OF LABEED  
ABDAL

Alaa Abdullah  
PACKAGING & PLASTIC  
INDUSTRIES CO. KSCC

Hussein Mohammed Hassan  
Ahmed  
ABDULLAH KH. AL-AYOUB &  
ASSOCIATES, MEMBER OF LEX  
MUNDI

Ali Al Faqan  
INTERNATIONAL COUNSEL  
BUREAU

Fahad Al Zumai  
KUWAIT UNIVERSITY

Aiman Alaraj  
KEO INTERNATIONAL  
CONSULTANTS

Abdullah Al-Ayoub  
ABDULLAH KH. AL-AYOUB &  
ASSOCIATES, MEMBER OF LEX  
MUNDI

Omar Hamad Yousuf Al-Essa  
THE LAW OFFICE OF AL-ESSA &  
PARTNERS

Nada F. A. Al-Fahad  
GEC DAR GULF ENGINEERS  
CONSULTANTS

Mishari M. Al-Ghazali  
THE LAW OFFICES OF MISHARI  
AL-GHAZALI AND RAWAN  
MISHARI AL-GHAZALI

Rawan M. Al-Ghazali  
THE LAW OFFICES OF MISHARI  
AL-GHAZALI AND RAWAN  
MISHARI AL-GHAZALI

Abdullah AlKharafi  
INTERNATIONAL COUNSEL  
BUREAU

Akusa Batwala  
ASAR – AL RUWAYEH &  
PARTNERS

Abdullah Bin Ali  
PACKAGING & PLASTIC  
INDUSTRIES CO. KSCC

Nada Bourahmah  
THE LAW OFFICES OF MISHARI  
AL-GHAZALI AND RAWAN  
MISHARI AL-GHAZALI

Kevin J. Burke  
THE LAW OFFICE OF BADER  
SAUD AL-BADER & PARTNERS

Fouad Douglas  
PRICEWATERHOUSECOOPERS  
AL-SHATTI & CO.

Mohammed Eissa  
ASAR – AL RUWAYEH &  
PARTNERS

Islam Eggat  
ASAR – AL RUWAYEH &  
PARTNERS

Michel Ghanem  
DLA PIPER

Sam Habbas  
ASAR – AL RUWAYEH &  
PARTNERS

Magen A. Khoursheed  
PACKAGING & PLASTIC  
INDUSTRIES CO. KSCC

Dany Labaky  
THE LAW OFFICE OF AL-ESSA &  
PARTNERS

Mohammed Maamoun  
PACKAGING & PLASTIC  
INDUSTRIES CO. KSCC

Medhat Mubarak  
THE LAW OFFICES OF MISHARI  
AL-GHAZALI AND RAWAN  
MISHARI AL-GHAZALI

Ayman Nada  
AL MARKAZ LAW FIRM

Mai Nakli  
THE LAW OFFICE OF BADER  
SAUD AL-BADER & PARTNERS

Erwin Patrao  
RB BADER AL ABDULJADER  
& PARTNERS - MEMBER  
OF RUSSELL BEDFORD  
INTERNATIONAL

Hanaa Raggouqi  
CREDIT INFORMATION NETWORK

Abdul Qayyum Saeed  
GH LAW FIRM

Waleed Sameer  
INTERNATIONAL COUNSEL  
BUREAU

Sherif Shawki Abdel Fattah  
PRICEWATERHOUSECOOPERS  
AL-SHATTI & CO.

Afrah Shbeeb  
THE LAW OFFICES OF MISHARI  
AL-GHAZALI AND RAWAN  
MISHARI AL-GHAZALI

Prateek Shete  
ABDULLAH KH. AL-AYOUB &  
ASSOCIATES, MEMBER OF LEX  
MUNDI

Fatma Waigani  
CREDIT INFORMATION NETWORK

Rahat Dghusupbekov  
KAPGRADSTROI

Akjoltai Elebesova  
CREDIT INFORMATION BUREAU  
ISHENIM

Albina Fakerdinova  
DELOITTE

Kymbat Ibkova  
LORENZ INTERNATIONAL LAW  
FIRM

Aliya Ibrayeva  
PWC KAZAKHSTAN

Evgeny Kim  
LORENZ INTERNATIONAL LAW  
FIRM

Galina Kucheryavaya  
DEMIR KYRGYZ INTERNATIONAL  
BANK

Nurdin Kumushbekov  
USAID BUSINESS ENVIRONMENT  
IMPROVEMENT PROJECT THE  
PRAGMA CORPORATION

Nurbek Maksutov  
INTERNATIONAL BUSINESS  
COUNCIL

Asel Momoshova  
KALIKOVA & ASSOCIATES LAW  
FIRM

Umtul Murat kygy  
LORENZ INTERNATIONAL LAW  
FIRM

Dmitry No  
PARTNER LAW FIRM

Aidar Orugbaev  
LORENZ INTERNATIONAL LAW  
FIRM

Nurbek Sabirov  
KALIKOVA & ASSOCIATES LAW  
FIRM

Aisanat Safarbek kygy  
GRATA LAW FIRM

Emil Saryaghiyev  
CREDIT INFORMATION BUREAU  
ISHENIM

Kanat Seidaliev  
GRATA LAW FIRM

**KYRGYZ REPUBLIC**

Yulia Abdumanapova  
BAKER TILLY BISHKEK LLC

Aidana Soyugbekovna  
Absultanova

Alexander Ahn  
KALIKOVA & ASSOCIATES LAW  
FIRM

Myrgagul Aidaraliev  
LORENZ INTERNATIONAL LAW  
FIRM

Shuhrat Akhmatakhunov  
KALIKOVA & ASSOCIATES LAW  
FIRM

Gulnara Akhmatova  
LAWYER

Atabek Akhmedov  
GRATA LAW FIRM

Aighan T. Albanova

Niyazbek Aldashev  
LORENZ INTERNATIONAL LAW  
FIRM

Yelena Babitskaya  
VERITAS LAW AGENCY

Dinara Batyrova  
VERITAS LAW AGENCY

Kerim Begaliev  
COLIBRI LAW FIRM

Richard Bregonje  
PWC KAZAKHSTAN

Daria Bulatova  
LORENZ INTERNATIONAL LAW  
FIRM

Kurmanghan Dastanbek Kygy  
KALIKOVA & ASSOCIATES LAW  
FIRM

Bakytbek Djusupbekov  
DEPARTMENT OF CADASTRE AND  
REGISTRATION OF RIGHTS ON  
IMMOVABLE PROPERTY

Samara Dumanayeva  
LORENZ INTERNATIONAL LAW  
FIRM

Asel Dghamankulova  
AMERICAN BAR ASSOCIATION  
RULE OF LAW INITIATIVE (ABA  
ROLI)

Rahat Dghusupbekov  
KAPGRADSTROI

Akjoltai Elebesova  
CREDIT INFORMATION BUREAU  
ISHENIM

Albina Fakerdinova  
DELOITTE

Kymbat Ibkova  
LORENZ INTERNATIONAL LAW  
FIRM

Aliya Ibrayeva  
PWC KAZAKHSTAN

Evgeny Kim  
LORENZ INTERNATIONAL LAW  
FIRM

Galina Kucheryavaya  
DEMIR KYRGYZ INTERNATIONAL  
BANK

Nurdin Kumushbekov  
USAID BUSINESS ENVIRONMENT  
IMPROVEMENT PROJECT THE  
PRAGMA CORPORATION

Nurbek Maksutov  
INTERNATIONAL BUSINESS  
COUNCIL

Asel Momoshova  
KALIKOVA & ASSOCIATES LAW  
FIRM

Umtul Murat kygy  
LORENZ INTERNATIONAL LAW  
FIRM

Dmitry No  
PARTNER LAW FIRM

Aidar Orugbaev  
LORENZ INTERNATIONAL LAW  
FIRM

Nurbek Sabirov  
KALIKOVA & ASSOCIATES LAW  
FIRM

Aisanat Safarbek kygy  
GRATA LAW FIRM

Emil Saryaghiyev  
CREDIT INFORMATION BUREAU  
ISHENIM

Kanat Seidaliev  
GRATA LAW FIRM

Temirbek Shabdanaliev  
FREIGHT OPERATORS  
ASSOCIATION OF KYRGYZSTAN

Tatyana Shapovalova

Anna Shirshova  
CUSTOMS CARGO SERVICE LTD.

Mirgul Smanaliev  
PARTNER LAW FIRM

Nursultan Tokmanbetov  
PARTNER LAW FIRM

Idaiat Toktash  
LAW FIRM LEX

Anastasiia Tsoi  
LORENZ INTERNATIONAL LAW  
FIRM

Aktilek Tungatarov  
INTERNATIONAL BUSINESS  
COUNCIL

Asel Tursuniyagova  
KUMAREL NURAMIR LLC

Daniyar Ubyshev  
PARTNER LAW FIRM

Gulnara Uskenbaeva  
AUDIT PLUS

Agim Usmanov  
COLIBRI LAW FIRM

Malikam Usmanova  
PARTNER LAW FIRM

Darya Vologodskaya  
PWC KAZAKHSTAN

**LAO PDR**

Vinay Ahuja  
DFDL

One-Sy Boutsivongsakd  
ASSOCIATION OF LAO GARMENT  
INDUSTRY

Xaynari Chanthala  
LS HORIZON LIMITED (LAO)

Sithong Chanthasouk  
MINISTRY OF INDUSTRY AND  
COMMERCE

Lasonexay Chanthavong  
DFDL

Agnès Couriol  
DFDL

Aristotle David  
VNA LEGAL SOLE CO. LTD.

Sornpheth Douangdy  
PRICEWATERHOUSECOOPERS  
(LAO) LTD.

Rupert Haw  
DFDL

Konrad Hull  
VNA LEGAL SOLE CO. LTD.

Duangkamol Ingkapattanakul  
DFDL

Souphine Keomixai  
ASSOCIATION OF LAO GARMENT  
INDUSTRY

Phetlamphone Khanophet  
BANK OF LAO PDR

Sisomephieng Khanthavanh  
BANK OF LAO PDR

Moukdalay Khounsavanh  
PRICEWATERHOUSECOOPERS  
(LAO) LTD.

Phantoueth Louangraj  
ASIAN DEVELOPMENT BANK

Somphone Phasavath  
LAO FREIGHT FORWARDER  
CO. LTD.

Khamphaeng Phochanthilath  
VNA LEGAL SOLE CO. LTD.

Ketsana Phommachanh  
MINISTRY OF JUSTICE

Anonglack Phongsavanh  
PRICEWATERHOUSECOOPERS  
(LAO) LTD.

Khamsene Sayavong  
LAO LAW & CONSULTANCY  
GROUP

Prachith Sayavong  
SOCIETE MIXTE DE TRANSPORT  
(SMT)

Siri Sayavong  
LAO LAW & CONSULTANCY  
GROUP

Sivath Sengdouangchanh  
ALLEN & GLEDHILL CO., LTD.

Senesakoune Sihanouvang  
DFDL

Latsamy Sysamouth  
MINISTRY OF JUSTICE

Apisit Thientrongpingo  
PRICEWATERHOUSECOOPERS  
(LAO) LTD.

Heng Thy  
PWC CAMBODIA

**LATVIA**

BALTIC LEGAL

COLLIERS INTERNATIONAL

Iļģe Abika  
SKUDRA & UDRIS LAW OFFICES

Marija Berdova  
ATTORNEYS-AT-LAW BORENIUS

Andis Čonka  
LATVIJAS BANKA

Ainis Dabols  
LATVIAN ASSOCIATION OF TAX  
ADVISERS

Valters Diure  
LAWIN, MEMBER OF LEX MUNDI

Edvins Draba  
SORAINEN

Zane Džule  
ATTORNEYS-AT-LAW BORENIUS

Zlata Elksniņa-Zašćirinska  
PWC LATVIA

Kaspars Freimanis  
VARUL

Zanda Frišfelde  
SORAINEN

Elina Gime  
AMBERLAW

Andris Ignatenko  
ESTMA LTD.

Janis Irbe  
LATVENERGO AS, SADALES  
TIKLS

Andris Jekabsons  
LEX TAL

Valters Kalme  
PUBLIC UTILITIES COMMISSION  
LATVIA

Irina Kostina  
LAWIN, MEMBER OF LEX MUNDI

Dainis Leons  
SADALES TIKLS AS

Indriķis Liepa  
ATTORNEYS-AT-LAW BORENIUS

Linda Matisane  
STATE LABOUR INSPECTORATE

Alexey Melsitov  
MTA MARITIME TRANSPORT &  
AGENCIES

Baiba Orbidane  
LAWIN, MEMBER OF LEX MUNDI



Tomas Kontautas LAW FIRM SORAINEN & PARTNERS VILNIUS OFFICE	Andrius Šidlauskas ATTORNEYS-AT-LAW BORENIUS	Alain Grosjean BONN & SCHMITT	Benita Beleshkova IKRP ROKAS & PARTNERS	Ivana Lekic PWC MACEDONIA
Kristina Kiščiušaitė PWC LITHUANIA	Justinas Sileika BNT HEEMANN KLAUBERG KRAUKLIS APB	Andreas Heingmann BONN & SCHMITT	Vera Belkoska CENTRAL REGISTRY OF THE REPUBLIC OF MACEDONIA	Aleksandar Maleganski LAW FIRM TRPENOSKI
Ronaldas Kubilius PWC LITHUANIA	Justina Šilinskaitė EVERSHEDS SALADZIUS	Patricia Hemmen ARENDRT & MEDERNACH	Dragan Blažev TIMELPROJECT ENGINEERING	Miroslav Marchev PWC MACEDONIA
Gediminas Kuncevičius INTERMODAL CONTAINER SERVICE	Mingailė Šilkūnaitė GLIMSTEDT	Vincent Hieff CHAMBER OF COMMERCE OF THE GRAND-DUCHY OF LUXEMBOURG	Slavica Bogoeva MACEDONIAN CREDIT BUREAU AD SKOPJE	Mirjana Markovska STOJKOSKA ATTORNEY-AT-LAW
Egidijus Kundelis PWC LITHUANIA	Rimantas Simaitis RAIDLA LEJINS & NORCOUS	Véronique Hoffeld LOYENS & LOEFF	Sandra Cakmakova CAKMAKOVA ADVOCATES	Elena Miceva DDK ATTORNEYS-AT-LAW
Odetta Maksvytytė LAW OFFICE VARUL AND PARTNERS	Simonas Skukauskas ATTORNEYS-AT-LAW BORENIUS	Christian Jungers KLEYR GRASSO	Ljupco Cubrinovski ENERGO DIZAJN	Oliver Mirchevski EVN MACEDONIA
Linās Margevičius LEGAL BUREAU OF LINAS MARGEVICIUS	Tomas Soltanovičius ATTORNEYS-AT-LAW BORENIUS	François Kremer ARENDRT & MEDERNACH	Dragan Dameski DDK ATTORNEYS-AT-LAW	Sladjana Miteva TIVA-AS D.O.O.E.L. - VALANDOVO
Vilius Martišius LAW FIRM OF REDA ZABOLIENE	Simona Stančiukaitė LAW FIRM SORAINEN & PARTNERS VILNIUS OFFICE	Antoine Lanieg LOYENS & LOEFF	Georgi Dimitrov GEORGI DIMITROV ATTORNEYS	Irena Mitkovska LAWYERS ANTEVSKI
Rūta Matonienė VILNIUS CITY MUNICIPALITY	Marius Stračkaitis LITHUANIAN CHAMBER OF NOTARIES	Paul Lanois	Ana Georgievska DIMA FORWARDERS	Jovana Mitrovska LAW FIRM TRPENOSKI
Vaidotas Melnyavičius AAA BALTIC SERVICE COMPANY - LAW FIRM	Alina Streckyte LAW FIRM LAWIN, MEMBER OF LEX MUNDI	Olivier Lardinois BNP PARIBAS	Dimche Georgievski DIMA FORWARDERS	Biljana Mladenovska Dimitrova LAWYERS ANTEVSKI
Tomas Mieliūskas LAW FIRM YVES	Daiva Užinskaitė-Filonovienė TARK GRUNTE SUTKIENE	Tom Loesch LAW FIRM LOESCH	Bojan Georvski IKRP ROKAS & PARTNERS	Martin Monevski MONEVSKI LAW FIRM
Bronislovas Mikūta STATE ENTERPRISE CENTRE OF REGISTERS	Lukas Vaisvila LAW OFFICE VARUL AND PARTNERS	Nathalie Mangen BONN & SCHMITT	Katarina Ginoska GEORGI DIMITROV ATTORNEYS	Valerjan Monevski MONEVSKI LAW FIRM
Eugenijus Miliukas LAW FIRM SORAINEN & PARTNERS VILNIUS OFFICE	Vyggantas Vaitkus NATIONAL CONTROL COMMISSION FOR PRICES AND ENERGY	Jeannot Medinger CREOS LUXEMBOURG SA	Marijana Gjoreska CENTRAL REGISTRY OF THE REPUBLIC OF MACEDONIA	Vladimir Naumovski CENTRAL REGISTRY OF THE REPUBLIC OF MACEDONIA
Donata Montvydaite LAW FIRM LAWIN, MEMBER OF LEX MUNDI	Vilija Vaitkutė Pavan LAW FIRM LAWIN, MEMBER OF LEX MUNDI	Marc Meyer CREOS LUXEMBOURG SA	Oliver Gjurovski CENTRAL REGISTRY OF THE REPUBLIC OF MACEDONIA	Svetlana Neceva LAW OFFICE PEPELJUGOSKI
Žygmantas Pacevičius ATTORNEYS-AT-LAW BORENIUS	Adrijus Vegys BANK OF LITHUANIA	Paul Mousel ARENDRT & MEDERNACH	Werner Hengst EVN MACEDONIA	Ilija Nedelkoski CAKMAKOVA ADVOCATES
Michail Parchimovič MOTIEKA & AUDZEVIČIUS	Agnietė Venckiene LAW FIRM SORAINEN & PARTNERS VILNIUS OFFICE	Marco Peters CREOS LUXEMBOURG SA	Aleksandar Ickovski	Elena Nikodinovska DDK ATTORNEYS-AT-LAW
Algirdas Pekšys LAW FIRM SORAINEN & PARTNERS VILNIUS OFFICE	Tomas Venckus LAW OFFICE VARUL AND PARTNERS	Françoise Pfeiffer SPEECHLY BIRCHAM PFEIFFER & PARTNERS	Jasmina Ilieva Jovanovikj DDK ATTORNEYS-AT-LAW	Marina Nikoloska CAKMAKOVA ADVOCATES
Mantas Petkevičius LAW FIRM SORAINEN & PARTNERS VILNIUS OFFICE	Darius Zabiela LAW FIRM ZABIELA, ZABIELAITE & PARTNERS	Alexandra Pižgo BNP PARIBAS	Orce Ivanoski LAW FIRM TRPENOSKI	Marija Nikolova LAW OFFICE KNEZOVIC & ASSOCIATES
Angelija Petrauskienė VILNIUS CITY MUNICIPALITY	Ernesta Žiogienė LAW OFFICE VARUL AND PARTNERS	Judith Rajmakers LOYENS & LOEFF	Mare Ivanovska CAKMAKOVA ADVOCATES	Vesna Nikolovska LAW OFFICE NIKOLOVSKI
Aidas Petrosius STATE ENTERPRISE CENTRE OF REGISTERS	Audrius Žvybas GLIMSTEDT	Sandra Rapp KLEYR GRASSO	Maja Jakimovska CAKMAKOVA ADVOCATES	Goran Nikolovski LAW OFFICE NIKOLOVSKI
Justina Rakauskaitė GLIMSTEDT	<b>LUXEMBOURG</b>	Jean-Luc Schaus PIERRE THIELEN AVOCATS	Vase Jakov MUNICIPALITY OF GAZI BABA - SKOPJE	Martin Odgaklieski MINISTRY OF TRANSPORT AND COMMUNICATIONS
Karina Rakauskaitė NATIONAL CONTROL COMMISSION FOR PRICES AND ENERGY	ALLEN & OVERY LUXEMBOURG	Roger Schintgen PAUL WURTH SA SOCIÉTÉ	Marija Jankuloska GEORGI DIMITROV ATTORNEYS	Jasmina Rafajlovska RAFAJLOVSKI KONSALTING D.O.O.
Liudas Ramanauškas LAW FIRM SORAINEN & PARTNERS VILNIUS OFFICE	PWC LUXEMBOURG	Alex Schmitt BONN & SCHMITT	Svetlana Jovanoska MUNICIPALITY OF GAZI BABA - SKOPJE	Goran Rafajlovski RAFAJLOVSKI KONSALTING D.O.O.
Marius Rindinas LAW FIRM ZABIELA, ZABIELAITE & PARTNERS	Hugo Arellano LOYENS & LOEFF	Frank Thihatmar AVEGA RÉVISION SARL - MEMBER OF RUSSELL BEDFORD INTERNATIONAL	Aneta Jovanoska Trajanovska LAWYERS ANTEVSKI	Viktor Ristovski CAKMAKOVA ADVOCATES
Laura Ryggelytė LAW FIRM SORAINEN & PARTNERS VILNIUS OFFICE	Christian Barandao-Bakele ARENDRT & MEDERNACH	Igor Aleksandrovski APOSTOLSKA & ALEKSANDROVSKI	Stefan Jovanovski PWC MACEDONIA	Ljubica Ruben MENS LEGIS LAW FIRM
Vytautas Sabalys LAW FIRM SORAINEN & PARTNERS VILNIUS OFFICE	Louis Berns ARENDRT & MEDERNACH	Ljubinka Andonovska CENTRAL REGISTRY OF THE REPUBLIC OF MACEDONIA	Lenche Karpugovska EVN MACEDONIA	Lidija Sarafimova-Danevska NATIONAL BANK OF THE REPUBLIC OF MACEDONIA
Auste Saliamoraite LAW FIRM LAWIN, MEMBER OF LEX MUNDI	Eleonora Broman LOYENS & LOEFF	Natasha Andreeva NATIONAL BANK OF THE REPUBLIC OF MACEDONIA	Emilija Kelesoska Sholjakovska DDK ATTORNEYS-AT-LAW	Simonida Shosholceva-Giannitsakis IKRP ROKAS & PARTNERS
Simona Šarkauskaitė LAW FIRM ZABIELA, ZABIELAITE & PARTNERS	Guy Castegnaro IUS LABORIS LUXEMBOURG, CASTEGNARO	Zlatko Antevski LAWYERS ANTEVSKI	Dejan Knežović LAW OFFICE KNEZOVIC & ASSOCIATES	Alexander Sipek EVN MACEDONIA
Egidijus Štrauskas AB LESTO	Ariane Claverie IUS LABORIS LUXEMBOURG, CASTEGNARO	Emilija Apostolska APOSTOLSKA & ALEKSANDROVSKI	Vancho Kostadinovski CENTRAL REGISTRY OF THE REPUBLIC OF MACEDONIA	Dime Spasov AGENCY FOR REAL ESTATE CADASTRE
	Gérard Eischen CHAMBER OF COMMERCE OF THE GRAND-DUCHY OF LUXEMBOURG	Rubin Atanasoski TIMELPROJECT ENGINEERING	George Kostov TP GJORGE KOSTOV - SKOPJE	Ivan Stojanov RAFAJLOVSKI KONSALTING D.O.O.
	Vaneesa Freed LOYENS & LOEFF	Maja Atanasova GEORGI DIMITROV ATTORNEYS	Ivana Kostovska APOSTOLSKA & ALEKSANDROVSKI	Blagoj Stojevski EVN MACEDONIA
		Ljupka Avramovic SINKO DOO	Irena Lazarova CENTRAL REGISTRY OF THE REPUBLIC OF MACEDONIA	Margareta Taseva CAKMAKOVA ADVOCATES

- Dragica Tasevska  
NATIONAL BANK OF THE  
REPUBLIC OF MACEDONIA
- Borjanka Todorovska  
DONEVSKI LAW FIRM
- Toni Trajkovski  
MUNICIPALITY OF GAZI BABA  
- SKOPJE
- Svetlana Trendova  
APOSTOLSKA &  
ALEKSANDROVSKI
- Stefan Trost  
EVN MACEDONIA
- Natasha Trpenoska  
Trenchevska  
LAW FIRM TRPENOSKI
- Slavce Trpeski  
AGENCY FOR REAL ESTATE  
CADASTRE
- Vladimir Vasilevski  
BETASPED D.O.O.
- Pamela Veljanoska  
LAW OFFICE PEPELIJUGOSKI
- Marija Zekmanovska  
RAFAJLOVSKI KONSALTING  
D.O.O.
- Sonja Zuber  
ANALYTICA MK
- MADAGASCAR**  
BANQUE CENTRALE DE  
MADAGASCAR  
BUILD CONSULTING ENGINEERS  
JUDGE NATANAELA  
RAKOTOMANANA  
Serge Andretseheho  
CABINET AS ARCHITECTE  
Tsiroy Andriamisamanana  
MADAGASCAR CONSEIL  
INTERNATIONAL  
Herilova Andriampenomanana  
PRICEWATERHOUSECOOPERS  
TAX AND LEGAL  
Eddy Ramangason  
Andrianarisoa  
AVOCAT AU BARREAU DE  
MADAGASCAR  
Yves Duchateau  
SDV LOGISTICS  
Raphaël Jakoba  
MADAGASCAR CONSEIL  
INTERNATIONAL  
Hanna Keyserlingk  
CABINET HK JURIFISC  
Ravelojaona Marie Albert  
JIRO SY RANO MALAGASY  
(JIRAMA)  
Pascaline R. Rasamoelarisoa  
DELTA AUDIT DELOITTE  
Sahondra Rabenarivo  
MADAGASCAR LAW OFFICES  
Tahina Rajaona  
MADAGASCAR LAW OFFICES  
Pierrette Rajaonarisoa  
SDV LOGISTICS  
Mino Tahina Rajaonson  
JIRO SY RANO MALAGASY  
(JIRAMA)  
Serge Lucien Rajoelina  
JIRO SY RANO MALAGASY  
(JIRAMA)  
Manantsoa Rakoto  
CABINET JOHN W. FFOOKS &  
CO., MEMBER OF BOWMAN  
GILFILLAN AFRICA GROUP
- Fetrahanta Sylviane  
Rakotomanana  
PWC MADAGASCAR
- Harivola Joan Rakotomanjaka  
MADAGASCAR CONSEIL  
INTERNATIONAL
- Haingotiana Rakotondratsiory  
PWC MADAGASCAR
- Heritiana Rakotosalama  
LEGISLINK CONSULTING
- Mamisoa Rakotosalama  
LEGISLINK CONSULTING
- Lanto Tiana Ralison  
PWC MADAGASCAR
- Roland Ramarijaona  
DELTA AUDIT DELOITTE
- Laingo Ramarimbahoaka  
MADAGASCAR CONSEIL  
INTERNATIONAL
- Heridja Patrick Ramarison  
MINISTÈRE DE LA JUSTICE
- Heritiana Rambeloson  
JIRO SY RANO MALAGASY  
(JIRAMA)
- William Randrianarivelo  
PWC MADAGASCAR
- Fetiarinjara Randrianarivo  
MADAGASCAR LAW OFFICES
- Sahondra Rasoarisoa  
DELTA AUDIT DELOITTE
- Michael Ratrimo  
MADAGASCAR INTERNATIONAL  
CONTAINER TERMINAL SERVICES  
LTD.
- Théodore Raveloarison  
JARY - BUREAU D'ÉTUDES  
ARCHITECTURE INGÉNIERIE
- Andriamisa Ravelomanana  
PWC MADAGASCAR
- Jean Marcel Razafimahenina  
DELTA AUDIT DELOITTE
- Louis Sagot  
CABINET D'AVOCAT LOUIS  
SAGOT
- Ida Soamiliarimana  
MADAGASCAR CONSEIL  
INTERNATIONAL
- MALAWI**  
MANICA AFRICA PTY. LTD.  
Dino Amritlal Raval  
WILSON & MORGAN  
Vincent Chikaonda  
SAVJANI & CO.  
Marshal Chilenga  
TF & PARTNERS  
Andrew Chimpololo  
UNIVERSITY OF MALAWI  
Gautoni D. Kainja  
KAINJA & DZONZI  
Griffin Kamanga  
2PS CARGO CO.  
Dannie J. Kamwaza  
KAMWAZA DESIGN  
PARTNERSHIP  
James Masumbu  
TEMBENU, MASUMBU & CO.  
Raphael Mhone  
RACANE ASSOCIATES  
Vyamala Aggriel Moyo  
PWC MALAWI  
Misheck Msiska  
ERNST & YOUNG
- Charles Mvula  
DUMA ELECTRICS LTD. -  
CONTROL SYSTEMS AND  
ENERGY MANAGEMENT
- Davis Njobvu  
SAVJANI & CO.
- Grant Njirongo  
ELEMENCH DESIGNS
- Donns Shawa  
RD CONSULTANTS
- Samuel Tembenu  
TEMBENU, MASUMBU & CO.
- Shiraz Yusuf  
ERNST & YOUNG
- MALAYSIA**  
BANK NEGARA MALAYSIA  
Parameswaran A.  
Shanmughanathan  
TENAGA NASIONAL BERHAD  
Nor Agimah Abdul Agiz  
COMPANIES COMMISSION OF  
MALAYSIA  
Halimi Abd Manaf  
MINISTRY OF HOUSING AND  
LOCAL GOVERNMENT  
Abu Daud Abd Rahim  
AZMI & ASSOCIATES  
Ahmad Danial Abdul Rahim  
AZMI & ASSOCIATES  
Mohammad Rohaimy Abdul  
Rahim  
MINISTRY OF INTERNATIONAL  
TRADE AND INDUSTRY  
Sonia Abraham  
AZMAN, DAVIDSON & CO.  
Wilfred Abraham  
ZUL RAFIQUE & PARTNERS,  
ADVOCATE & SOLICITORS  
Noorlida Hanum Ahmad  
COMPANIES COMMISSION OF  
MALAYSIA  
Rosli Ahmad  
COMPANIES COMMISSION OF  
MALAYSIA  
Agmi Mohs Ali  
AZMI & ASSOCIATES  
Andy  
SUMISO  
Wan Mohd Agzuddin  
FOCUS ARCHITECTS  
Mohd Zakri Baharudin  
MALAYSIAN EMPLOYERS  
FEDERATION  
Anita Balakrishnan  
SHEARN DELAMORE & CO.  
Shamsuddin Bardan  
MALAYSIAN EMPLOYERS  
FEDERATION  
Abdul Murad Bin Che Chik  
ZAIN MEGAT & MURAD  
Mohd Nawawi bin Hj Said  
Abdullah  
TENAGA NASIONAL BERHAD  
Nawawi bin Hj. Said Abdullah  
ENERGY COMMISSION  
Ahmad Fuad bin Md Kasim  
TENAGA NASIONAL BERHAD  
Che Adnan Bin Mohamad  
NADI CONSULT ERA SDN BHD  
Tahir bin Mohd Deni  
TENAGA NASIONAL BERHAD  
Abdul Agiz Bin Yusoff  
KUALA LUMPUR CITY HALL
- Ria Binti Sachlin  
DEPARTMENT OF DIRECTOR  
GENERAL OF LAND & MINES
- Chiah Kim Chai  
MALAYSIA BAR COUNCIL
- Janet Chai  
CHOOI & ASSOCIATES
- Hong Yun Chang  
TAY & PARTNERS
- Mary Chin Chee Foong  
HSBC MALAYSIA
- David Foo Khar Ching  
NATIONAL HOUSE BUYERS  
ASSOCIATION
- H.Y. Chong  
AZMAN, DAVIDSON & CO.
- Jack Chor  
CHRISTOPHER LEE & CO.
- Eddie Chuah  
WONG & PARTNERS
- Tge Keong Chung  
CTOS DATA SYSTEMS SDN BHD
- Wong Tat Chung  
WONG BEH & TOH
- Melinda Marie D'Angelus  
AZMI & ASSOCIATES
- Mohd Naim Daruwish  
COMPANIES COMMISSION OF  
MALAYSIA  
Nadesh Ganabaskaran  
ZUL RAFIQUE & PARTNERS,  
ADVOCATE & SOLICITORS  
Sabariah Ghazali  
MINISTRY OF INTERNATIONAL  
TRADE AND INDUSTRY  
Tiew Hai San  
MINISTRY OF FEDERAL  
TERRITORIES AND URBAN  
WELLBEING  
Ar. Egumi Hargani Ismail  
ARKITEK MAA  
Zulkurnain Hassan  
KUALA LUMPUR CITY HALL  
Ramli Hagra Igadi  
LKMD ARCHITECTURE  
Ivan Yue Chan Ho  
SHOOK LIN & BOK  
Hung Hoong  
SHEARN DELAMORE & CO.  
Ray Chong Kok Hou  
SHOOK LIN & BOK  
Michael Chiam Tow Hui  
COMMERCIAL EMPLOYERS'  
ASSOCIATION OF PENINSULAR  
MALAYSIA  
Sallehuddin Ishah  
DEPARTMENT OF DIRECTOR  
GENERAL OF LAND & MINES  
Mohamed Zanyuin Ismail  
COMPANIES COMMISSION OF  
MALAYSIA  
Rohani Ismail  
SESSIONS COURT KUALA  
LUMPUR  
Rosnani Ismail  
INLAND REVENUE DEPARTMENT  
LEMBAGA HASIL DALAM NEGERI  
(LHDN)  
Norhaizga Jemon  
COMPANIES COMMISSION OF  
MALAYSIA  
Hj Mohd Nagam Md Kassim  
FOCUS ARCHITECTS  
Mohd. Fauzi Abdul Kayum  
EDARAN IT SERVICES SDN BHD
- Aishah Abdul Manap Khalid  
FOCUS ARCHITECTS
- LOH Kok Leong  
RUSSELL BEDFORD LC  
& COMPANY - MEMBER  
OF RUSSELL BEDFORD  
INTERNATIONAL
- Christopher Lee  
CHRISTOPHER LEE & CO.
- Wai Hsian Lian  
AZMI & ASSOCIATES
- Joo Ho Lim  
ZUL RAFIQUE & PARTNERS,  
ADVOCATE & SOLICITORS
- Koon Huan Lim  
SKRINE, MEMBER OF LEX MUNDI
- San Peen Lim  
PWC MALAYSIA
- Chang Kim Loong  
NATIONAL HOUSE BUYER  
ASSOCIATION
- Ahmad Lufti Abdul Mutalip  
AZMI & ASSOCIATES
- Ir. Bashir Ahamed Maideen  
NADI CONSULT ERA SDN BHD
- Pari Malaba  
SUMISO
- Abd. Shukor Marsuhaida  
MINISTRY OF INTERNATIONAL  
TRADE AND INDUSTRY  
Sugana Mohd Razgali  
COMPANIES COMMISSION OF  
MALAYSIA  
Zuhaidi Mohd Shahari  
AZMI & ASSOCIATES  
Shameen Mohd. Haaziq Pillay  
WONG & PARTNERS  
Chew Yin Mok  
BDO  
Nur Agwani Hasleem bt Nasrun  
DEPARTMENT OF DIRECTOR  
GENERAL OF LAND AND  
MINES - MINISTRY OF NATURAL  
RESOURCES AND ENVIRONMENT  
Marina Nathan  
COMPANIES COMMISSION OF  
MALAYSIA  
Connie Ng  
PANALPINA WORLD TRANSPORT  
LLP  
Oy Moon Ng  
CTOS DATA SYSTEMS SDN BHD  
Swee Kee Ng  
SHEARN DELAMORE & CO.  
Mahadi Ngah  
KUALA LUMPUR CITY HALL  
Allison Ong  
AZMAN, DAVIDSON & CO.  
Jal Othman  
SHOOK LIN & BOK  
Tan Kar Peng  
KAMARUDDIN WEE & CO  
ADVOCATES & SOLICITORS  
Rospawarna Rabbu  
PEJABAT TANAH DAN GALIAN  
SELANGOR  
Aminah BT Abd. Rahman  
MINISTRY OF URBAN WELLBEING  
HOUSING AND LOCAL  
GOVERNMENT  
Nirmala Ramadass  
COMPANIES COMMISSION OF  
MALAYSIA  
Zulaini Rohani  
PORT KLANG AUTHORITIES

Siti Zurina Sabarudin  
AZMI & ASSOCIATES

Shaleni Sangaran  
SKRINE, MEMBER OF LEX MUNDI

Andy Seo

Fiona Sequerah  
CHRISTOPHER LEE & CO.

Hadiman Bin Simin  
MINISTRY OF HOUSING AND LOCAL GOVERNMENT

Jagdev Singh  
PWC MALAYSIA

Rishwant Singh  
ZUL RAFIQUE & PARTNERS, ADVOCATE & SOLICITORS

Koh Suan Suan  
AZMAN, DAVIDSON & CO.

Adeline Thor Sue Lyn  
RUSSELL BEDFORD LC & COMPANY - MEMBER OF RUSSELL BEDFORD INTERNATIONAL

Nor Fajariah Sulaiman  
CITY HALL OF KUALA LUMPUR

Jamilah Haji Mohd Taib  
COMPANIES COMMISSION OF MALAYSIA

Ee Ling Tan  
TAY & PARTNERS

Cindy Thong  
PANALPINA WORLD TRANSPORT LLP

Kenneth Tiong  
THE ASSOCIATED CHINESE CHAMBERS OF COMMERCE AND INDUSTRY OF MALAYSIA (ACCCIM)

Sahrom Ujang  
KUALA LUMPUR CITY HALL

Sue Wan  
WONG & PARTNERS

Wan Rosmawati Wan Ibrahim  
MALAYAN BANKING BERHAD

Chee Lin Wong  
SKRINE, MEMBER OF LEX MUNDI

Justin Wong  
AZMI & ASSOCIATES

Yim Fat Wong  
THE ASSOCIATED CHINESE CHAMBERS OF COMMERCE AND INDUSTRY OF MALAYSIA (ACCCIM)

Wei Kwang Woo  
WONG & PARTNERS

Clifford Eng Hong Yap  
PWC MALAYSIA

Elaine Yap  
WONG & PARTNERS

Henry Yeam  
NATIONAL HOUSE BUYERS ASSOCIATION

Susan Yeo  
CITY BANK

Chui Wen Yong  
AZMI & ASSOCIATES

Ismail Mohd Yusof  
KUALA LUMPUR CITY HALL

Norina Zainol Abidin  
MALAYSIA DEPARTMENT OF INSOLVENCY

Mohamad Hagrin Zakaria  
PEJABAT TANAH DAN GALIAN SELANGOR

Megat Zulazigi B. Fahimudin  
WESTPORTS MALAYSIA SDN BHD

**MALDIVES**  
ENVIRONMENTAL PROTECTION AGENCY

MALÉ CITY COUNCIL

MINISTRY OF HOUSING AND INFRASTRUCTURE

Mohamed Shahdy Anwar  
SUOOD ANWAR & CO - ATTORNEYS-AT-LAW

Jatindra Bhatray  
PWC MALDIVES

Asma Chan-Rahim  
SHAH, HUSSAIN & CO. BARRISTERS & ATTORNEYS

Fathmath Fagleena Fakir  
MALDIVES MONETARY AUTHORITY

Nuwan Fernando  
KPMG

Aishath Haifa  
SHAH, HUSSAIN & CO. BARRISTERS & ATTORNEYS

Mohamed Hameed  
ANTRAC MALDIVES PVT. LTD.

Dheena Hussain  
SHAH, HUSSAIN & CO. BARRISTERS & ATTORNEYS

Abdul Rasheed Ibrahim  
CUSTOMS SERVICE

Shehan Kurukuththala  
ERNST & YOUNG

Nasiha Malik  
SHAH, HUSSAIN & CO. BARRISTERS & ATTORNEYS

Laila Manik  
ATTORNEY

Prasanta Misra  
PWC MALDIVES

Abdulla Muigzu  
PRAXIS LAW FIRM

Ahmed Murad  
MAZLAN & MURAD LAW ASSOCIATES

Ismail Nashid  
MALDIVES CUSTOMS SERVICE

Hussain Nageer  
OTIUM GROUP

Ismail Rasheed  
ARCHITECT

Gayan Senanyake  
KPMG

Mohamed Shafaq Wajeeh  
PRAXIS LAW FIRM

Shuaib M. Shah  
SHAH, HUSSAIN & CO. BARRISTERS & ATTORNEYS

Fathimath Shaheen

Upul Shantha  
KPMG

Fathimath Sodhaf  
MALDIVES CUSTOMS SERVICE

Lubna Zahir Hussain  
THE LAW COMMISSION OF THE MALDIVES

**MALI**  
CENTRE NATIONAL DE RECHERCHE ET D'EXPERIMENTATION EN BATIMENT ET TRAVAUX PUBLICS (CNREX-BTP)

Bassambie Bationo  
BCEAO

Nianti Bouaré  
LABOGEC - LABORATOIRE GÉNIE CIVIL

Amadou Camara  
SCP CAMARA TRAORÉ

Céline Camara Sib  
ETUDE ME CELINE CAMARA SIB

Boubacar Coulibaly  
MATRANS

Elvis Danon  
PWC CÔTE D'IVOIRE

Sekou Dembele  
ETUDE MAÎTRE SEKOU DEMBELE

Mamadou Diarra  
CABINET JURI-PARTNER

Fatimata Dicko Zoubouye

Djibril Guindo  
JURIFIS CONSULT

Mahaman Tahir Hamani  
BCEAO

Yacouba Massaman Keita

Gaoussou A. G. Konaté  
AGENCE CADET

Abdoul Karim Kone  
CABINET BERTH - KONE - AVOCATS ASSOCIÉS

Siriki Zana Kone  
CABINET JURI-PARTNER

Adeline Messou  
PWC CÔTE D'IVOIRE

Bérenger Y. Meuke  
JURIFIS CONSULT

Vanja Ramanandraitsiory  
CABINET JOHN W. FHOOKS & CO., MEMBER OF BOWMAN GILFILLAN AFRICA GROUP

Alassane T. Sangaré  
NOTARY

Moussa Sanogo  
BCEAO

Djibril Semega  
CABINET SEAG CONSEIL

Dominique Taty  
PWC CÔTE D'IVOIRE

Boubacar Thiam  
ASSOCIATION PROFESSIONNELLE DES BANQUES ET ETABLISSEMENT FINANCIERS DU MALI

Imirane A. Touré  
DIRECTION NATIONALE DE L'URBANISME ET DE L'HABITAT

Alassane Traoré  
ICON SARL

Fousséni Traoré  
PWC CÔTE D'IVOIRE

Emmanuel Yehouessi  
BCEAO

**MALTA**  
ARCHITECTURE PROJECT

BANK OF VALLETTA

ENEMALTA CORPORATION

MECS ENGINEERING SOLUTIONS

Leonard Bonello  
GANADO ADVOCATES

Paul Bonello  
MINISTRY OF FINANCE DEPARTMENT OF CUSTOMS

Kris Borg  
DR KRIS BORG & ASSOCIATES - ADVOCATES

Mario Raymond Borg  
INLAND REVENUE DEPARTMENT

Nicolai Borg Sant  
PWC MALTA

Ann M. Bugeja  
CSB ADVOCATES

Charles Buhagiar  
MED DESIGN ASSOCIATES

Johann Buttigieg  
MALTA ENVIRONMENT & PLANNING AUTHORITY (MEPA)

Pierre Buttigieg  
CSB ADVOCATES

Simon Camilleri  
CREDITINFO

Joseph Caruana  
MALTA FINANCIAL SERVICES AUTHORITY (MFSA)

Kirsten Cassar  
CAMILLERI PREZIOSI

Stephen Ferrito  
MALTA ENVIRONMENT & PLANNING AUTHORITY (MEPA)

Neville Gatt  
PWC MALTA

Christabelle Gauci  
CSB ADVOCATES

Steve Gingell  
PWC MALTA

Paul Gongi  
FENECH & FENECH ADVOCATES

Kurt Hygler  
CSB ADVOCATES

Kevin Loughborough  
COBRA INSTALLATIONS

Henri Miggi  
CAMILLERI PREZIOSI

John Paris  
CREDITINFO

Matthew Saliba  
CSB ADVOCATES

Lynne Satariano  
CSB ADVOCATES

Abigail Scerri  
PWC MALTA

Ian Stafrace  
IAN STAFRACE LEGAL

Audrey Vassallo  
LAND REGISTRY

Quentin Zahra  
EUROFREIGHT

Andrew J. Zammit  
CSB ADVOCATES

**MARSHALL ISLANDS**  
ENVIRONMENTAL PROTECTION AGENCY - MARSHALL ISLANDS

HISTORIC PRESERVATION OFFICE

MAJUO WATER AND SEWER COMPANY

MARSHALL ISLANDS REGISTRY

MARSHALLS ENERGY COMPANY

MINISTRY OF PUBLIC WORKS

PKF INTERNATIONAL

Kenneth Barden  
ATTORNEY-AT-LAW

Tatyana E. Cerullo  
MARSHALL ISLANDS LAWYERS

Raquel De Leon  
MARSHALL ISLANDS SOCIAL SECURITY ADMINISTRATION

Anthony Fragier

Avelino R. Gimao Jr.  
MARSHALL ISLANDS SOCIAL SECURITY ADMINISTRATION

Don Hess  
COLLEGE OF THE MARSHALL ISLANDS

Jerry Kramer  
PACIFIC INTERNATIONAL, INC.

Donna Lacuesta  
ROBERT REIMERS ENTERPRISES, INC.

James McCaffrey  
THE MCCAFFREY FIRM, LTD.

Steve Philip  
CHAMBER OF COMMERCE

Michael Slinger  
CHAMBER OF COMMERCE

Scott H. Stege  
LAW OFFICES OF SCOTT STEGE

Charles Stinnett  
MAJUO STEVEDORE AND TERMINAL COMPANY

David M. Strauss  
CHAMBER OF COMMERCE

Itibo Tofinga  
MARSHALL ISLANDS TAX AUTHORITY

**MAURITANIA**  
Sid'Ahmed Abeidna  
SOGECO MAURITANIA

Estait Mohamedou Amané  
ETUDES RECHERCHES ET MAINTENANCE

Tidiane Bal  
BSD & ASSOCIÉS

Maroufa Diabira  
LAWYER

Brahim Ebety  
LAWYER

Hamoud Ismail  
SMPN

Cheikany Jules  
CHEIKHANY JULES LAW OFFICE

Oumar Sada Kelly  
ASSURIM CONSULTING

Mohamed Lemine Salem Ould Béchir  
EXACO

Abdou M'Bodj  
COMMUNAUTE URBAINE DE NOUAKCHOTT

Wedou Mohamed  
MAURIHANDLING

Ishagh Ould Ahmed Miské  
CABINET ISHAGH MISKE

Moustapha Ould Bilal  
TRIBUNAL DE COMMERCE DE NOUAKCHOTT

Mohamed Ould Bouddida  
ETUDE MAÎTRE MOHAMED OULD BOUDDIDA

Ahmed Salem Ould Bouhoubeyni  
CABINET BOUHOUBEYNI

Abdellahi Ould Charrouck  
ATELIER ARCHITECTURE ET DESIGN

Abdallahi Ould Gah  
ETUDE GAH

Moulaye El Ghali Ould Moulaye Ely  
AVOCAT

Ahmed Ould Radhi  
BANQUE CENTRALE DE MAURITANIE

Aliou Sall  
ETUDE ME ALIOU SALL & ASSOCIÉS

- Cheikh Sall  
ETUDE HADY MAOULOUDVALL
- Aicha Coura Samake  
BSD & ASSOCIÉS
- Aissetou Sy  
BSD & ASSOCIÉS
- Dominique Taty  
PWC CÔTE D'IVOIRE
- Khalidou Traoré  
COMMUNAUTÉ URBAINE DE  
NOUAKHOTT
- MAURITIUS**  
CONYERS, DILL & PEARMAN
- Shameemah Abdoal  
Raman-Sahebally  
PWC MAURITIUS
- Kursline Bégué  
CEB
- Latasha Bissessur Jugroo  
BANYMANDHUB BOOLELL  
CHAMBERS
- Jean-François Boisvenu  
BLC CHAMBERS
- Urmila Boolell  
BANYMANDHUB BOOLELL  
CHAMBERS
- Poonam Calcutteea  
BLC CHAMBERS
- Nicolas Carcasse  
DAGON INGENIEUR CONSEIL LTÉE
- D.P. Chinien  
REGISTRAR OF COMPANIES  
AND BUSINESSES, CORPORATE  
AND BUSINESS REGISTRATION  
DEPARTMENT
- Sandy Chuong  
GEROUDISGLOVER  
GHURBURRUN
- Chandansingh Chutoori  
VYYAASS CONSULTING  
ENGINEER LTD.
- Roland Constantin  
ETUDE CONSTANTIN
- Bert C. Cunningham  
CUSTOMS AND EXCISE  
DEPARTMENT
- Marc Daruty de Grandpre  
DARUTY DE GRANDPRE &  
PARTNERS ARCHITECTS LTD.
- Rajendra Dassnyne  
CHAMBERS OF NOTARIES OF  
MAURITIUS
- Catherine de Rosnay  
LEGIS & PARTNERS
- Sufyaan Dosemahamed  
PWC MAURITIUS
- Shalinee Dreepaul-Halkhoree  
JURISTCONSULT CHAMBERS
- Yannick Fok  
GEROUDISGLOVER  
GHURBURRUN
- Poonam Geemul  
BANYMANDHUB BOOLELL  
CHAMBERS
- Gavin Glover  
GEROUDISGLOVER  
GHURBURRUN
- J. Gilbert Gnanu  
THE MAURITIUS COMMERCIAL  
BANK LIMITED
- Yandraduth Googoolye  
BANK OF MAURITIUS
- Darmalingum Goorriah  
ETUDE ME DARMALINGUM  
GOORRIAH
- Raymond Marie Marc Hein  
JURISTCONSULT CHAMBERS
- Rubishwur Hemoo  
MINISTRY OF LOCAL  
GOVERNMENT AND OUTER  
ISLANDS
- Elodie Hermelin  
LEGIS & PARTNERS
- Nooreena Hosany  
MINISTRY OF LOCAL  
GOVERNMENT AND OUTER  
ISLANDS
- Tania Huet  
GEROUDISGLOVER  
GHURBURRUN
- Reshma Hurday  
KROSS BORDER TRUST  
SERVICES LTD. - MEMBER  
OF RUSSELL BEDFORD  
INTERNATIONAL
- Nitish Hurnaum  
GEROUDISGLOVER  
GHURBURRUN
- Imalambal Kichenin  
JURISTAX
- Poornima Kisto  
PWC MAURITIUS
- James John Lenaghan  
CUSTOMS AND EXCISE  
DEPARTMENT
- Anthony Leung Shing  
PWC MAURITIUS
- Jayram Luximon  
CEB
- Malcolm Moller  
APPLEBY
- Ramdas Mootanah  
ARCHITECTURE & DESIGN LTD.
- Loganayagan Munian  
ARTISCO INTERNATIONAL
- Mushtaq Namdarkhan  
BLC CHAMBERS
- Khemila Narraidoo  
JURISTCONSULT CHAMBERS
- Daniel Ng Cheong Hin  
MAURITIUS CARGO COMMUNITY  
SERVICES LTD
- Bilshan Nursimulu  
JURISTCONSULT CHAMBERS
- Ammar Oogeer  
JURISTCONSULT CHAMBERS
- Dheerend Puhuloo  
PWC MAURITIUS
- Iqbal Rajahbalee  
BLC CHAMBERS
- Vivekanand Ramburun  
MAURITIUS REVENUE  
AUTHORITY
- André Robert  
ATTORNEY-AT-LAW
- Caroline Samy  
GEROUDISGLOVER  
GHURBURRUN
- Purmessur Sarwansingh  
MINISTRY OF LOCAL  
GOVERNMENT AND OUTER  
ISLANDS
- Hurrydeo Seebchurrin  
CEB
- Geetanjali Seewoosurrin  
CEB
- Gilbert Seeyave  
BDO FINANCIAL SERVICES LTD.
- Devianttee Sobaran  
MINISTRY OF FINANCE &  
ECONOMIC DEVELOPMENT
- Mohamad Issa Soormally  
BANK OF MAURITIUS
- Oudesh Suddul  
KROSS BORDER TRUST  
SERVICES LTD. - MEMBER  
OF RUSSELL BEDFORD  
INTERNATIONAL
- Mengjie Sungleee  
CEB
- Parikshat Teeluck  
DAMCO LOGISTICS (MAURITIUS)
- D. Thakoor  
BANK OF MAURITIUS
- Shiam Krisht Thanoo  
CEB
- Muhammad R.C. Uteem  
UTEEM CHAMBERS
- Aynur Visram  
BANYMANDHUB BOOLELL  
CHAMBERS
- MEXICO**
- Francisco Acevedo Ramos  
INSTALACIONES ELÉCTRICAS EN  
ALTA Y BAJA TENSIÓN ACEVEDO  
SA DE CV
- Beatriz A. Robles Acosta  
CAF-SIAC CONTADORES
- Gustavo I. Alarcón Caballero  
BAKER & MCKENZIE
- Alejandro Aldrette Aguirre  
CAÑALES Y SOCIOS ABOGADOS  
SC
- Jaime Alejandro Gutiérrez Vidal  
INSTITUTO FEDERAL DE  
ESPECIALISTAS DE CONCURSOS  
MERCANTILES
- Gabriel Andrade  
KPMG
- José Manuel Arce Ruíz  
STANDARD GO
- Francisco Samuel Arias  
González  
NOTARY PUBLIC 28
- José Alejandro Astorga Hilbert  
INSTITUTO FEDERAL DE  
ESPECIALISTAS DE CONCURSOS  
MERCANTILES
- Alfonso Agcona Anaya  
ZITYMERKA SA DE CV
- Antonio Barrera Ríos  
SÁNCHEZ DEVANNY ESEVERRI,  
S.C
- Arturo Ojeda Becerra  
VISION GLOBAL INTEGRAL (VGI,  
HUMAN LEGAL & TAX SERVICES)
- Claudia D. Beltrán Cavaços  
EUROPARTNERS
- Gilberto Calderon  
GALAZ, YAMAZAKI, RUIZ  
URQUIZA SC, MEMBER OF  
DELOITTE TOUCHE TOHMATSU  
LIMITED
- Enrique Camarena Dominguez  
MAQUEO ABOGADOS SC
- Carlos Cano  
PWC MEXICO
- Homero Cantú  
NOTARIA 71 - NUEVO LEÓN
- Fernando Antonio Cardenas  
Gonzalez  
NOTARY PUBLIC #44
- Pedro Carreon  
PWC MEXICO
- María Casas López  
BAKER & MCKENZIE
- Carlos Chávez  
GALICIA ABOGADOS SC
- Ernesto Chávez  
INTERCONTINENTAL NETWORK  
SERVICES
- Rodrigo Conesa  
RITCH MUELLER, SC
- Andres Corcuera Habsburg  
Lothringen  
CREEL, GARCÍA-CUÉLLAR, AIZA Y  
ENRIQUEZ SC
- Jose Covarrubias-Aguela  
SOLÓRZANO, CARVAJAL,  
GONZÁLEZ Y PÉREZ-CORREA,  
S.C
- Julio César Cristiani Arce  
MIRANDA & ESTAVILLO SC
- Miguel de la Fuente  
NADER, HAYAUX & GOEBEL
- Carlos De la Garga  
MARTINEZ, ALGABA, DE HARO,  
CURIEL Y GALVAN-DUQUE SC
- Jorge de Presno  
BASHAM, RINGE Y CORREA,  
MEMBER OF IUS LABORIS
- Nicolas del Olmo  
NDA NAJERA DANIELI & ASOCS.
- Franco Alberto Del Valle Prado  
MIRANDA & ESTAVILLO SC
- Tracy Delgadillo Miranda  
J.A. TREVIÑO ABOGADOS SA  
DE CV
- Julia Diag  
MULTITRASLADOS
- Carlos Diag de Leon Sanchez  
GONZALEZ CALVILLO SC
- Carlos Ramon Diag Sordo  
LOPEZ VELARDE, HEFTYE Y  
SORIA SC
- Carlos Dieg Garcia  
GONZALEZ CALVILLO SC
- Felipe Dominguez P.  
MOORE STEPHENS OROZCO  
MEDINA SC
- Dolores Enriquez  
PWC MEXICO
- Miguel Espitia  
BUFETE INTERNACIONAL
- Martha Samira Esquiliano  
Sllim  
CREEL, GARCÍA-CUÉLLAR, AIZA Y  
ENRIQUEZ SC
- Lucía Fernández  
GONZALEZ CALVILLO SC
- Victor Fernandez Sanchez  
COMISIÓN FEDERAL DE  
ELECTRICIDAD
- Miguel Angel Ferrig  
FEGAMO Y VASAF SC
- Adrian Flores  
FEGAMO Y VASAF SC
- Pedro Flores Carillo  
MOORE STEPHENS OROZCO  
MEDINA SC
- Julio Flores Luna  
GOODRICH, RIQUELME Y  
ASOCIADOS
- Manuel Galicia  
GALICIA ABOGADOS SC
- Mauricio Gamboa  
TRANSUNION DE MEXICO SA SIC
- Francisco Andrés  
Gámez-Garga  
SÁNCHEZ DEVANNY ESEVERRI  
SC
- Jose Martin Garcia  
GALAZ, YAMAZAKI, RUIZ  
URQUIZA SC, MEMBER OF  
DELOITTE TOUCHE TOHMATSU  
LIMITED
- Luis Alfonso García  
Campugano  
KURI BREÑA, SÁNCHEZ UGARTE  
Y AZNAR SC
- Mauricio Garga Bulnes  
J.A. TREVIÑO ABOGADOS SA  
DE CV
- Hans Goebel  
NADER, HAYAUX & GOEBEL
- Alfredo Gómez Pérez  
KURI BREÑA, SÁNCHEZ UGARTE  
Y AZNAR SC
- Patricia Gongalez  
PWC MEXICO
- Alvaro Gonzalez-Schiaffino  
PWC MEXICO
- James Graham  
DEFOREST ABOGADOS
- Andres Guerra Gomez  
GUERRA GOMEZ HERNANDEZ  
ABOGADOS
- Antonio Guerra Gomez  
GUERRA GOMEZ HERNANDEZ  
ABOGADOS
- Ignacio Oswaldo Guillén Ángel  
LOPEZ VELARDE, HEFTYE Y  
SORIA SC
- Mario Alberto Gutiérrez  
PWC MEXICO
- Yves Hayaux-du-Tilly  
NADER, HAYAUX & GOEBEL
- Francisco Abimael Hernández  
SOLÓRZANO, CARVAJAL,  
GONZÁLEZ Y PÉREZ-CORREA,  
S.C
- Sandra Hernández  
KPMG
- Roberto Hernandez Garcia  
COMAD SC
- Mauricio Hurtado  
PWC MEXICO
- Jorge Jiménez  
LOPEZ VELARDE, HEFTYE Y  
SORIA SC
- Jorge Jiménez  
RUSSELL BEDFORD MÉXICO -  
MEMBER OF RUSSELL BEDFORD  
INTERNATIONAL
- Luis Lavelle Moreno  
MARTINEZ, ALGABA, ESTRELLA,  
DE HARO Y GALVAN-DUQUE
- Josue Lee  
INAKI ECHEVERRIA  
ARQUITECTOS
- Giovanna Ligarraga Osuna  
SÁNCHEZ DEVANNY ESEVERRI,  
S.C
- Leonor Llamas  
GOODRICH, RIQUELME Y  
ASOCIADOS
- Salvador Alexandro López  
Cavaços  
INSTITUTO REGISTRAL Y  
CATASTRAL DEL ESTADO DE  
NUEVO LEÓN
- Alfonso López Lajud  
SÁNCHEZ DEVANNY ESEVERRI,  
S.C
- Diego López Vargas  
PWC MEXICO
- Gerardo Maltos  
GRUPO SYS



Vitalie Zama  
ASSOCIATE LAWYERS' OFFICE  
NAGACEVSKI & PARTNERS

**MONGOLIA**

MINISTRY OF FINANCE  
PWC MONGOLIA  
USAID  
Michael Aldrich  
HOGAN LOVELLS  
Telenged Baast  
MONLOGISTICS WORLDWIDE LLC  
Bayarmaa Badarch  
GLOBAL INVESTMENT AND  
EQUITY ADVISORY PARTNERS  
LLC  
Bolortsogoo Baldandorj  
ULAANBAATAR ELECTRICITY  
DISTRIBUTION NETWORK  
COMPANY  
Tuya Balijinniyam  
ERDMON CO. LTD.  
Nandinchimeg Bangragch  
TSOGT & NANDIN  
Mandy Batmandakh Bayarbat  
MINTER ELLISON  
T. Battulga  
GENERAL AUTHORITY FOR STATE  
REGISTRATION  
Altanduulga Bazarragchaa  
UBEDN  
David Beckstead  
LEHMAN, LEE & XU  
Sammy Beedan  
MAHONEY LIOTTA LLC  
Eboné Bishop  
MAHONEY LIOTTA LLC  
Batgaya Bodikhuu  
ANAND ADVOCATES LAW FIRM  
Bayar Budragchaa  
ELC LLP ADVOCATES  
David C. Buxbaum  
ANDERSON AND ANDERSON LLP  
Khatanbat Dashdarjaa  
ARLEX CONSULTING SERVICES  
Tsevensuren Davkharbayar  
MONGOL ADVOCATES  
Brett D'Crug  
MINTER ELLISON  
Dorjkhuu  
MONGOLIAN NATIONAL  
CONSTRUCTION ASSOCIATION  
Elisabeth Ellis  
MINTER ELLISON  
Tsolmonchimeg Enkhbat  
GTS ADVOCATES LLP  
Oyunchimeg Enkhbayar  
UB TRANS LLC  
Enhtor  
ELITE NETWORK  
Batgorig Erdenee  
BILIG CAPITAL  
Munkhjargal Galsanjamts  
ANAND ADVOCATES LAW FIRM  
Selenge Gantulga  
MAHONEY LIOTTA LLC  
Mergenbayar Gulkhuu  
MONGOLIA MINISTRY OF  
CONSTRUCTION AND URBAN  
DEVELOPMENT  
Darin Hoffman  
MAHONEY LIOTTA LLC  
Aynagul Japar  
DASTAN LLC

Tuvshin Javkhlan  
GLOBAL INVESTMENT AND  
EQUITY ADVISORY PARTNERS  
LLC  
Batbayar Jigmetsuren  
UB TRANS LLC  
Sholtoi Jolbars  
GENERAL AUTHORITY FOR STATE  
REGISTRATION  
James Liotta  
MAHONEY LIOTTA LLC  
Bat-Ulgii Lkhaasuren  
MONSAR LLC  
Gangorig Luvsan  
UBEDN  
Daniel Mahoney  
MAHONEY LIOTTA LLC  
Christopher Melville  
HOGAN LOVELLS  
Ganbat Munkhbold  
GRATA LAW FIRM  
Gerelmaa Myagmarsuren  
LEHMAN, LEE & XU  
Tuya Namsan  
TITLE REGISTRATION  
DEPARTMENT  
Jigjidsuren Nanjid  
ENERGY REGULATORY  
COMMISSION  
Byambasuren Narantuya  
GTS ADVOCATES LLP  
Ganbaatar Narantuya  
BORHOIN TAL  
Tsoigt Natsagdorj  
TSOGT & NANDIN  
Enkhtsetseg Nergui  
ANAND ADVOCATES LAW FIRM  
Munkhsuyombo Nyamsuren  
GTS ADVOCATES LLP  
Sara K. Phillips  
ANDERSON AND ANDERSON LLP  
Ariuntuya Rentsen  
MAHONEY LIOTTA LLC  
Gandolgor Sambuu  
ERDENET TEX CORPORATION  
Norovtseren Sanjmyatav  
ARLEX CONSULTING SERVICES  
Sharkhuu  
AABB LLC  
Tumurkhuu Sukgabaatar  
UBEDN  
Erdenetuya Togtuun  
MONGOLIA MUNICIPAL PLANNING  
AGENCY  
Gangaya Tsoigtgerel  
ANDERSON AND ANDERSON LLP  
Arslaa Urjin  
ULAANBAATAR ELECTRICITY  
DISTRIBUTION NETWORK  
COMPANY  
Yu  
SUNDAY GROUP  
Shagdarsuren Zuunai  
GRATA LAW FIRM  
**MONTENEGRO**  
NOTARY CHAMBER OF  
MONTENEGRO  
Aleksandar Adamovic  
PACORINI MONTENEGRO  
Veselin Andjusić  
BUSINESS CENTER ČELEBIĆ  
Bojana Andrić  
BUSINESS CENTER ČELEBIĆ

Marija Bojović  
BOJUVIĆ & PARTNERS  
Bojana Bošković  
MINISTRY OF FINANCE  
Zona Cimpl  
BOJUVIĆ & PARTNERS  
Dragan Čorac  
LAW OFFICE VUJAČIĆ  
Vladimir Dasić  
BDK ATTORNEYS-AT-LAW  
Savo Djurović  
ADRIATIC MARINAS D.O.O.  
Dragan Draca  
PWC SERBIA  
Veselin Dragičević  
CHAMBER OF ECONOMY OF  
MONTENEGRO, SECTOR FOR  
ASSOCIATIONS AND ECONOMIC  
DEVELOPMENT  
Sladana Dragović  
NORMAL COMPANY  
Dragana Filipovic  
MINISTRY OF SUSTAINABLE  
DEVELOPMENT AND TOURISM  
Darko Globarević  
ZETATRANS  
Mile Grujić  
NORMAL COMPANY  
Danilo Gvozdjenović  
MINISTRY OF SUSTAINABLE  
DEVELOPMENT AND TOURISM  
Ana Jankov  
BDK ATTORNEYS-AT-LAW  
Maja Jokanović  
MINISTRY OF ECONOMY  
Miomir Joksimović  
LAW OFFICE VUJAČIĆ  
Nada Jovanovic  
CENTRAL BANK OF  
MONTENEGRO  
Jelena Jovetic  
MINISTRY OF FINANCE  
Radoš-Lolo Kastratović  
ADVOKATSKA KANCELARIJA  
Ana Kršmanović  
MINISTRY OF FINANCE  
Dejan Iborić  
MORAVČEVIĆ VOJNOVIĆ I  
PARTNERI  
Dragana Ljmovic  
BDK ATTORNEYS-AT-LAW  
Edita Mehovic  
LAW OFFICE VUJAČIĆ  
Ivan Nikolic  
TOTAL SPED  
Nenad Pavličić  
PAVLIČIĆ LAW OFFICE  
Predrag Pavličić  
MONTECCO INC D.O.O.  
Bojana Pekovic  
R&P AUDITING  
Nikola Perović  
PLANTAŽE  
Novica Pesić  
PESIC & BAJČETA  
Zorica Pesić Bajčeta  
PESIC & BAJČETA  
Ana Radivojević  
PWC SERBIA  
Andrea Radonjanin  
MORAVČEVIĆ VOJNOVIĆ I  
PARTNERI  
Vladimir Radonjic  
HARRISONS LAW FIRM

Radovan Radulovic  
MONTENOMAX  
Vesna Radunović  
R&P AUDITING  
Dražen Raičković  
FINANCEPLUS  
Branka Rajčić  
PWC BOSNIA AND HERZEGOVINA  
Miljan Sestovic  
ASSOCIATION OF FREIGHT  
FORWARDERS  
Velimir Strugar  
EPCG AD NIŠKIĆ  
Snežana Terzić  
STADION  
Marko Tintor  
CENTRAL BANK OF  
MONTENEGRO  
Renata Todorović  
LAW OFFICE VUJAČIĆ  
Vera Vucelic  
HARRISONS SOLICITORS  
Saša Vujačić  
LAW OFFICE VUJAČIĆ  
Jelena Vujišić  
LAW OFFICE VUJAČIĆ  
Tatjana Vujosevic  
MINISTRY OF SUSTAINABLE  
DEVELOPMENT AND TOURISM  
Lana Vukmirović Misić  
HARRISONS SOLICITORS  
Jelena Zivkovic  
EUROFAST GLOBAL, PODGORICA  
OFFICE

**MOROCCO**

CENTRALE D'INGENIERIE ET  
SERVICES  
Idriss Abou Mouslim  
BHIRAT  
Sidimohamed Abouchikhi  
EXPERIAN  
Abdelkrim Karim Adyel  
CABINET ADYEL  
Karim Adyel  
CABINET AYDEL  
Hanane Ait Addi  
BASSAMAT & ASSOCIÉE  
Redouane Assakhen  
CENTRE RÉGIONAL  
D'INVESTISSEMENT  
Fassi-Fihri Bassamat  
BASSAMAT & ASSOCIÉE  
Maria Belafia  
ETUDE MAÎTRE BELAFIA  
Hamid Ben Elfadil  
CENTRE RÉGIONAL  
D'INVESTISSEMENT  
Agel-Arab Benjelloun  
AGENCE D'ARCHITECTURE  
D'URBANISME ET DE  
DECORATION  
Karim Benkirane  
ESPACE TRANSIT  
Mohamed Benkirane  
ESPACE TRANSIT  
Richard Cantin  
JURISTRUCURES - PROJECT  
MANAGEMENT & LEGAL  
ADVISORY SERVICES LLP  
Mahat Chraibi  
PWC ADVISORY MAROC  
Driss Debbagh  
KETTANI ASSOCIÉS  
Gioglio Del Borgo  
EXPERIAN  
Michel Durand-Meyrier  
CHASSANY WATRELOT &  
ASSOCIÉS  
Yahia El Fadil  
PWC ADVISORY MAROC  
Moulay El Amine El Hammoui  
Idrissi  
HAJJI & ASSOCIÉS  
Naoufal El Khatib  
MAZARS AUDIT ET CONSEIL  
Hamid Errida  
GARRIGUES MAROC  
Driss Ettaki  
ADMINISTRATION DES DOUANES  
ET IMPOTS INDIRECTS  
Nadia Fajr  
AVOCATE AU BARREAU DE  
CASABLANCA  
Youssef Fassi Fihri  
FYBA LAWYERS  
Nasser Filali  
ZIMAG  
Bahya Ibn Khaldoun  
UNIVERSITÉ M.V. SOUISSI RABAT,  
MAROC  
Agathe Jaudeau  
CHASSANY WATRELOT &  
ASSOCIÉS  
Mehdi Kettani  
KETTANI ASSOCIÉS  
Nadia Kettani  
KETTANI LAW FIRM  
Rita Kettani  
KETTANI ASSOCIÉS  
Nabyl Lakhdar  
ADMINISTRATION DES DOUANES  
ET IMPOTS INDIRECTS  
Amine Mahfoud  
AMINE MAHFOUD NOTAIRE  
Anis Mahfoud  
ABOUAKIL, BENJELLOUN &  
MAHFOUD AVOCATS  
Noureddine Marqouk  
PWC ADVISORY MAROC  
Abdelkhalek Mergouki  
ADMINISTRATION DES DOUANES  
ET IMPOTS INDIRECTS  
Lahlou M'hamed  
ETUDE DE NOTARIAT MODERNE  
Agdine Nekkouché  
ORDRE DES ARCHITECTES DE  
CASABLANCA  
Abderrahim Outass  
COMMUNE URBAINE DE  
CASABLANCA  
Hassane Rahmoun  
ETUDE NOTARIALE HASSANE  
RAHMOUN  
Nesrine Roudane  
NERO BOUTIQUE LAW FIRM  
Ghalia Sebti  
AIT MANOS  
Rachid Senhaji  
ORDRE DES ARCHITECTES DE  
CASABLANCA  
Khalil Yassir  
YASSIR KHALIL STUDIO  
Meryem Zoubir  
CHASSANY WATRELOT &  
ASSOCIÉS

**MOZAMBIQUE**

Calu Abubacar  
ELECTROVISAO LDA





- Marcel Kettenis  
PWC NETHERLANDS
- Edwin M.A.J. Kleefstra  
KAB WEST - MEMBER  
OF RUSSELL BEDFORD  
INTERNATIONAL
- Christian Koedam  
PWC NETHERLANDS
- Andrej Kwitowski  
AKADIS BV
- Stefan Leening  
PWC NETHERLANDS
- Matthias Noorlander  
AUTHORITY FOR CONSUMERS  
AND MARKETS
- Johan Polet  
SIMMONS & SIMMONS LLP
- Peter Radema  
MERZARIO
- Mark G. Rebergen  
DE BRAUW BLACKSTONE  
WESTBROEK
- Hugo Reumkens  
VAN DOORNE NV
- Maayke Rooijendijk  
DE BRAUW BLACKSTONE  
WESTBROEK
- Jan Willem Schenk  
HVK LEGAL BV
- Jack Schrijver  
BAKER & MCKENZIE  
AMSTERDAM NV
- Hans Londonck Sluijk  
HOUTHOFF BURUMA
- Arnout Stroeve  
VAN DOORNE NV
- Natusia Sgeliga  
BAKER & MCKENZIE  
AMSTERDAM NV
- Fedor Tanke  
BAKER & MCKENZIE  
AMSTERDAM NV
- Maarten Tinnemans  
DE BRAUW BLACKSTONE  
WESTBROEK
- Agata Uceda  
DLA PIPER NEDERLAND NV
- Liane van de Vrugt  
VÉDÉVÉ LEGAL BV
- Leonard Van den Ende  
BAKER & MCKENZIE  
AMSTERDAM NV
- Shanna Van Den Maagdenberg  
DLA PIPER NEDERLAND NV
- Jos van der Schans  
DE BRAUW BLACKSTONE  
WESTBROEK
- Emilia L.C. van Egmond-de  
Wilde de Ligny  
FACULTY OF TECHNOLOGY  
MANAGEMENT, EINDHOVEN  
UNIVERSITY OF TECHNOLOGY
- Gert-Jan van Gijs  
VAT LOGISTICS (OCEAN FREIGHT)  
BV
- Sjaak van Leeuwen  
STICHTING BUREAU KREDIET  
REGISTRATIE
- Jan van Oorschot  
LIANDER
- Petra van Raad  
PWC NETHERLANDS
- IJsbrand Van Straten  
STIBBE
- Frederik Veldhuijzen  
DE BRAUW BLACKSTONE  
WESTBROEK
- Reinout Vriesendorp  
DE BRAUW BLACKSTONE  
WESTBROEK
- Frank Wergler  
PWC NETHERLANDS
- Stephan Westera  
LEXENCE
- Marcel Willems  
KENNEDY VAN DER LAAN
- Christiaan Zijderveld  
SIMMONS & SIMMONS LLP
- NEW ZEALAND**
- SDV LOGISTICS
- VEDA ADVANTAGE
- Lara Bird  
BELL GULLY
- James Caird  
SIMPSON GRIERSON, MEMBER OF  
LEX MUNDI
- Hamish Cameron  
INLAND REVENUE DEPARTMENT
- Ross Crotty  
LOWNDES ASSOCIATES -  
CORPORATE AND COMMERCIAL  
LAW SPECIALISTS
- John Cuthbertson  
PWC NEW ZEALAND
- Joanne Dickson  
SIMPSON GRIERSON, MEMBER OF  
LEX MUNDI
- Igor Drinkovic  
MINTER ELLISON RUDD WATTS
- Bethany Frowein  
LOWNDES ASSOCIATES -  
CORPORATE AND COMMERCIAL  
LAW SPECIALISTS
- Ian Gault  
BELL GULLY
- Tony Gault  
PWC NEW ZEALAND
- Andy Glenie  
BELL GULLY
- Joseph Harrop  
MINTER ELLISON RUDD WATTS
- Paul Heaslip  
PAUL HEASLIP LAWYER
- Matt Kersey  
RUSSELL MCVEAGH
- Michelle Kilham  
LOWNDES ASSOCIATES -  
CORPORATE AND COMMERCIAL  
LAW SPECIALISTS
- Kate Lane  
MINTER ELLISON RUDD WATTS
- John Lawrence  
AUCKLAND CITY COUNCIL
- Mandy McDonald  
MINISTRY OF BUSINESS,  
INNOVATION & EMPLOYMENT
- Shaun McMaster  
MINTER ELLISON RUDD WATTS
- Andrew Minturn  
QUALTECH INTERNATIONAL LTD.
- Robert Muir  
LAND INFORMATION NEW  
ZEALAND
- Michael O'Brien  
HESKETH HENRY LAWYERS
- Catherine Otten  
NEW ZEALAND COMPANIES  
OFFICE
- Ian Page  
BRANZ
- Mihai Pascariu  
MINTER ELLISON RUDD WATTS
- Michael Pollard  
SIMPSON GRIERSON, MEMBER OF  
LEX MUNDI
- John Powell  
RUSSELL MCVEAGH
- Jim Roberts  
HESKETH HENRY LAWYERS
- Silvana Schenone  
MINTER ELLISON RUDD WATTS
- Maxim Sherstobitov  
EASY FREIGHT
- Kelvin Sue  
SIMPSON GRIERSON, MEMBER OF  
LEX MUNDI
- Mike Tames  
PWC NEW ZEALAND
- Ben Thomson  
SIMPSON GRIERSON, MEMBER OF  
LEX MUNDI
- Susan Tov  
PWC NEW ZEALAND
- Ben Upton  
SIMPSON GRIERSON, MEMBER OF  
LEX MUNDI
- Matthew Wentg  
BELL GULLY
- Mike Whale  
LOWNDES ASSOCIATES -  
CORPORATE AND COMMERCIAL  
LAW SPECIALISTS
- NICARAGUA**
- CARRION CRUZ  
CONSTRUCCIONES
- Elias Alvarez  
PWC NICARAGUA
- Bertha Argüello de Rigo  
ARIAS & MUÑOZ
- Alfredo Artilles  
KPMG
- Margina Baca  
GARCÍA & BODÁN
- Maria Alejandra Baldián  
TABOADA & ASOCIADOS
- Alberto Jose  
Ballardes-Bendana  
GARCÍA & BODÁN
- Henrik Bang  
EXPORTADORA ATLANTIC SA
- Olga Barreto  
CONSORTIUM TABOADA Y  
ASOCIADOS
- Favio Josué Batres P.  
ALVARADO Y ASOCIADOS,  
MEMBER OF LEX MUNDI
- Minerva Adriana Bellorín  
Rodríguez  
PACHECO COTO
- Camilo Bendana  
SALAZAR & BENDANA
- Flavio Andrés Berríos Zepeda  
MULTICONSULT & CIA LTDA
- Carlos Alberto Bonilla López  
SUPERINTENDENCIA DE BANCOS
- Blanca Buitrago  
GARCÍA & BODÁN
- Orlando Cardoza  
BUFETE JURIDICO OBREGON Y  
ASOCIADOS
- Thelma Carrion  
AGUILAR CASTILLO LOVE
- Dorisabel Conrado  
CONSORTIUM TABOADA Y  
ASOCIADOS
- Eugenia Cruz  
CETREX
- Brenda Darce  
CETREX
- Gloria Maria de Alvarado  
ALVARADO Y ASOCIADOS,  
MEMBER OF LEX MUNDI
- Maricarmen Espinosa de  
Molina  
MOLINA & ASOCIADOS CENTRAL  
LAW
- Luis Fuentes Balladares  
ARQUITECTURA FUENTES
- Terencio Garcia Montenegro  
GARCÍA & BODÁN
- Engelsberth Gómez  
PRONICARAGUA
- Claudia Guevara  
AGUILAR CASTILLO LOVE
- Maryelng Guevara  
ARIAS & MUÑOZ
- Federico Gurdian  
GARCÍA & BODÁN
- Eduardo Gutierrez  
PACHECO COTO
- Marianela Gutierrez  
AGUILAR CASTILLO LOVE
- Gerardo Hernandez  
CONSORTIUM TABOADA Y  
ASOCIADOS
- Rodrigo Ibarra Rodney  
ARIAS & MUÑOZ
- Eduardo Lacayo  
TRANSUNION
- Brenda Martineg  
CONSORTIUM TABOADA Y  
ASOCIADOS
- Fabiola Martineg  
VENTANILLA UNICA DE  
INVERSIONES
- Jose Ivan Mejia Miranda  
GARCÍA & BODÁN
- Jorge Molina Lacayo  
CETREX
- Soraya Montoya Herrera  
MOLINA & ASOCIADOS CENTRAL  
LAW
- Norma Elena Morales Barquero  
ARIAS & MUÑOZ
- Jeanethe Morales Núñez  
SUPERINTENDENCIA DE BANCOS
- Tania Muñoz  
KPMG
- Dania Navarrete  
GARCÍA & BODÁN
- Amilcar Navarro Amador  
GARCÍA & BODÁN
- Michael Navas  
PRONICARAGUA
- Francisco Ortega  
FRANCISCO ORTEGA &  
ASOCIADOS
- Róger Pérez  
ARIAS & MUÑOZ
- Alonso Porras  
PACHECO COTO
- Jessica Porras  
GARCÍA & BODÁN
- Erwin Rodriguez  
PWC NICARAGUA
- Ricardo Trillos Rodriguez  
MULTITRANS
- Patricia Rodríguez  
MULTICONSULT & CIA LTDA
- Paúl Rodríguez  
GARCÍA & BODÁN
- Carlos Mario Rostan  
ROSTRAN Y ASOCIADOS
- Gabriel Sánchez G.  
PRONICARAGUA
- Alfonso José Sandino Granera  
CONSORTIUM TABOADA Y  
ASOCIADOS
- Arling Solórgano  
PWC NICARAGUA
- Rodrigo Taboada  
CONSORTIUM TABOADA Y  
ASOCIADOS
- Carlos Téllez  
GARCÍA & BODÁN
- Joe Henry Thompson  
ESUDIO JURÍDICO ADUANERO
- Diogenes Velasquez  
PACHECO COTO
- NIGER**
- AFRIGLOBE SHIPPING LINES LTD.
- Kassoum Abari  
VILLE DE NIAMEY
- Sidi Sanoussi Baba Sidi  
CABINET D'AVOCATS  
SOUNA-COULIBALY
- Kaoura Bachir  
MAISON DE L'ENTREPRISE NIGER
- Bassambie Bationo  
BCEAO
- Moussa Coulibaly  
CABINET D'AVOCATS  
SOUNA-COULIBALY
- Moussa Dantia  
CENTRE DES FORMALITES DES  
ENTREPRISES
- Abdou Djando  
EMTEF
- Aissatou Djibo  
ETUDE DE MAÎTRE DJIBO  
AÏSSATOU
- Halima Gambo  
MILLENNIUM CHALLENGE  
ACCOUNT
- Ibrahim Baoua Gogé  
MINISTÈRE DE L'ÉCONOMIE ET  
DES FINANCES
- Sani Halilou Alkali  
DAMCO NIGER SA - A.P.  
MOLLER MAERSK GROUP'S  
REPRESENTATIVE
- Mahaman Tahir Hamani  
BCEAO
- Souley Hammi Illiassou  
CABINET KOUAOVI
- Issoufou Harouna  
CABINET D'AVOCAT HAROUNA  
ISSOUFOU
- Ali Idrissa Sounna  
TOUTELEC NIGER SA
- Abary Insa  
CELLULE DE PARTENARIAT  
PUBLIC PRIVÉ
- Seybou Issifi  
VILLE DE NIAMEY
- Habibou Kane Kadoure  
AGENCE PROJEDIS AFRIQUE
- Bernar-Oliver Kouaovi  
CABINET KOUAOVI
- Issaka Mangó  
EGTC

Adeline Messou PWC CÔTE D'IVOIRE	Konyin Ajayi OLANIWUN AJAYI LP	Emmanuel Egwuagu OBLA & CO.	Hadiyah Lawal FEMI SUNMONU & ASSOCIATES- QAIS CONRAD LAUREATE SOLICITORS & NOTARY PUBLIC	Moshood Olajide PWC NIGERIA
André Abboh Joseph Monso PWC CÔTE D'IVOIRE	Olawale Ajetunmbi PERCHSTONE & GRAEYS	Oyindamola Ehiwere ALSEC NOMINEES LIMITED	Ishaya Livinus Etsu NIGERIAN ELECTRICITY REGULATORY COMMISSION (NERC)	Olayinka Olagewere SPA AJIBADE & CO.
Moussa Moussa MINISTÈRE DU COMMERCE ET DE LA PROMOTION DU SECTEUR PRIVÉ	Babatunde Ajibade SPA AJIBADE & CO.	Nnenna Ejekam NNENNA EJEKAM ASSOCIATES	Enyioma Madubuike OLANIWUN AJAYI LP	Adebayo Ologe PERCHSTONE & GRAEYS
Venance Père LCA	Mayowa Ajibade WTS ADEBIYI & ASSOCIATES	Mary Ekemegie UDO UDOMA & BELO-OSAGIE	Abubakar Mahmoud DIKKO AND MAHMOUD SOLICITORS AND ADVOCATES	Ajobola Olomola KPMG
Linda Rakotonavalona CABINET JOHN W. FFOOKS & CO., MEMBER OF BOWMAN GILFILLAN AFRICA GROUP	Olatoye Akinboro KPMG	Samuel Etuk 1ST ATTORNEYS	Victor Munis TRLP LAW	Afolasade Olowe JACKSON, ETTI & EDU
Naïssa Sabiou Mamane TRIBUNAL DE GRANDE INSTANCE HORS CLASSE DE NIAMEY	Manuel Akinshola JACOBS & BIGAELS	Marcellina Eya Abang NIGERIAN ELECTRICITY REGULATORY COMMISSION (NERC)	Chibueze Ngozi ALLIANCE LAW FIRM	Abijo Oluwasegun FMA ARCHITECTS LTD.
Daouda Samna SCPA MANDELA	Iwilade Akintayo KUSAMOTU & KUSAMOTU	Chris Ege NNENNA EJEKAM ASSOCIATES	Chinelo Nkemnele PERCHSTONE & GRAEYS	Tolulope Omidiji PWC NIGERIA
Moussa Sanogo BCEAO	Dafe Akpeneye PWC NIGERIA	Chibugor Egegamba OBLA & CO.	Nnenna Nwaokobia NNENNA EJEKAM ASSOCIATES	David Omoloye KANO DISTRIBUTION ELECTRICITY COMPANY
Dominique Taty PWC CÔTE D'IVOIRE	Folake Alabi OLANIWUN AJAYI LP	Anse Agu Egetah CHIEF LAW AGU EZETAH & CO.	Olamide Obajimi IKEYI & ARIFAYAN	Chris Erhi Omoru CHANCERY SOLICITORS
Idrissa Tcherna ETUDE D'AVOCATS MARC LE BIHAN & COLLABORATEURS	Oluwatosin Alabi PERCHSTONE & GRAEYS	Kenechi Egezika IKEYI & ARIFAYAN	Victor Obaro LIBRA LAW OFFICE	Ekundayo Onajobi UDO UDOMA & BELO-OSAGIE
Fousséni Traoré PWC CÔTE D'IVOIRE	Belema Alagun OLANIWUN AJAYI LP	John Egike 1ST ATTORNEYS	Afolake Obawunmi OLANIWUN AJAYI LP	Funke Onakoya AKINWUNMI & BUSARI LEGAL PRACTITIONERS
Emmanuel Yehouessi BCEAO	Olugboyega Alawode ALLIANCE LAW FIRM	Violet Egirike AINA BLANKSON LP	Collins Obi KPMG	Akaji Onekutu KANO DISTRIBUTION ELECTRICITY COMPANY
<b>NIGERIA</b>	Ramatou Aliyu PLANNED SHELTER CONSULT	Omowumi Fajemiroye OLANIWUN AJAYI LP	V. Uche Obi ALLIANCE LAW FIRM	Gabriel Onojason ALLIANCE LAW FIRM
Ijeoma Abalogo GBENGA BIOBAKU & CO.	Usman Aliyu Mahmud NIGERIAN COMMUNICATIONS COMMISSION	Fatai Folarin DELOITTE	Blessing Obi Ajunwo ALLIANCE LAW FIRM	Fred Onuobia G. ELIAS & CO. SOLICITORS AND ADVOCATES
Ismail Abdulazig POINTBLANK ATTORNEYS	Sola Arifayan IKEYI & ARIFAYAN	Bolaji Gabari SPA AJIBADE & CO.	Godwin Obla OBLA & CO.	Amede Oputa DE SPLENDOR SOLICITORS
Mohammed K. Abdulsalam GITRAS LTD.	Temitayo Arikenbi CRC CREDIT BUREAU LIMITED	Adejoke A. Genro ADEBANKE ADEOLA & CO.	Mami Obla OLANIWUN AJAYI LP	Chiago Orakwusi KPMG
Innocent Abidoye NNENNA EJEKAM ASSOCIATES	Oluseye Arowolo DELOITTE	Sagiri Gegawa S. S. GEZAWA & CO.	Abimbola Odeyemi FORTIS LP	Ben Oregbemhe SPA AJIBADE & CO.
Oluseyi Abiodun Akinwunmi AKINWUNMI & BUSARI LEGAL PRACTITIONERS	Ige Asemudara PUNUKA ATTORNEYS & SOLICITORS	Simon Gusah URBAN BASE CONSULTING	Chijioke Odo DELOITTE	Tunde Osasona WHITESTONE WORLDWIDE LTD.
Chetanna Achara OKONJO, ODIAWA & EBIE	Oluwapelumi Asiwaju G. ELIAS & CO. SOLICITORS AND ADVOCATES	Louis Gyoh YORKSHIRE CONSULT	Onyinje Odogwu PUNUKA ATTORNEYS & SOLICITORS	Olufemi Ososanya HLB Z.O. OSOSANYA & CO.
Temiloluwa Adebayo OLANIWUN AJAYI LP	Popoola Atilola Omosanya LATEEF O. FAGBEMI SAN & CO.	Ibrahim Hashim ABUJA ELECTRICITY DISTRIBUTION COMPANY	Oluwakemi Oduntan JADE & STONE SOLICITORS	Ignatius Nwosu Owelle HOMELUX CONSTRUCTION & EQUIPMENT CO. LTD.
Olaleye Adebiji WTS ADEBIYI & ASSOCIATES	Olusola Ayodele NIGERIA EMPLOYERS' CONSULTATIVE ASSOCIATION (NECA)	Chinedu Ihenetu-Geoffrey OLANIWUN AJAYI LP	Toluwalogo Odutayo DELOITTE	Abraham Oyakhilome FIRST & FIRST INTERNATIONAL AGENCIES
Kentuadei Adefe KENTUADEI ADEFE, LEGAL PRACTITIONERS, MEDIATORS AND ARBITRATORS	Reginald Agiza OLANIWUN AJAYI LP	Bukola Iji SPA AJIBADE & CO.	Oscar Ogbakpan EMPIREX	Taiwo Oyedele PWC NIGERIA
Kunle Adegbite CANAN SOLICITORS	Bisola Babington PERCHSTONE & GRAEYS	Emmanuel Ikeakonwu DELOITTE	Godson Oghenechuko UDO UDOMA & BELO-OSAGIE	Feyisola Oyeti SPA AJIBADE & CO.
Steve Adehi STEVE ADEHI AND CO.	Zainab Bello AKINWUNMI & BUSARI LEGAL PRACTITIONERS	El-shaddai Ikeh PERCHSTONE & GRAEYS	Ogofu Ogiemudia UDO UDOMA & BELO-OSAGIE	Femi Oyetosho BIOS 2 LIMITED
Olabanji Adenusi AINA BLANKSON LP	Ngogi Chianakwalam INVESTMENTS AND SECURITIES TRIBUNAL	Nduka Ikeyi IKEYI & ARIFAYAN	Ayakunle Ogundipe PERCHSTONE & GRAEYS	Bukola Oyinlola PERCHSTONE & GRAEYS
Tolulope Aderemi PERCHSTONE & GRAEYS	Chinwe Chiwete PUNUKA ATTORNEYS & SOLICITORS	Femi David Ikotun ZIONGATE CHAMERS	Yvonne Ogunoiki IKEYI & ARIFAYAN	Tunde Popoola CRC CREDIT BUREAU LIMITED
Adekunle Adewale JACKSON, ETTI & EDU	Ukata Christian AFRIGLOBE SHIPPING LINES LTD.	Ifedolapo Ilesanmi KUSAMOTU & KUSAMOTU	Chudi Ojukwu INFRASTRUCTURE CONSULTING PARTNERSHIP	Damilola Salisu BAYO OSIPITAN & CO.
Albert Adu ALLIANCE LAW FIRM	Peter Crabb NNENNA EJEKAM ASSOCIATES	Ifedayo Iroche PERCHSTONE & GRAEYS	Ikenna Okafor PERCHSTONE & GRAEYS	Isiaaku Sani DIGIBITS CONTROLS NIGERIA LTD.
Daniel Agbor UDO UDOMA & BELO-OSAGIE	Aliyu Yusuf Dada	Oyinlola Iwaeni PWC NIGERIA	Anwuli Okeke ALLIANCE LAW FIRM	Habibat Sanusi IKEYI & ARIFAYAN
Michael Ajaegbo ALLIANCE LAW FIRM	Matthias Dawodu SPA AJIBADE & CO.	Okorie Kalu PUNUKA ATTORNEYS & SOLICITORS	Patrick Okonjo OKONJO, ODIAWA & EBIE	Yewande Senbore OLANIWUN AJAYI LP
Kunle Ajagbe PERCHSTONE & GRAEYS	Nnamd Dimbga OLANIWUN AJAYI LP	Babatunde Kolawole HLB Z.O. OSOSANYA & CO.	Stephen Ola Jagun JAGUN ASSOCIATES	Taofeek Bola Shittu IKEYI & ARIFAYAN
Olaoluwa Ajala GBENGA BIOBAKU & CO.	Francis Edet PWC NIGERIA	Rajeev Kumar ETC AGRO CO LTD	Tumininu Oladipo NNENNA EJEKAM ASSOCIATES	Christine Sijuwade UDO UDOMA & BELO-OSAGIE
Gbeminiyi Ajayi OLANIWUN AJAYI LP	Olubukola Edun JACKSON, ETTI & EDU	Ayodele Kusamotu KUSAMOTU & KUSAMOTU	Mariam Olafuyi OLANIWUN AJAYI LP	Olalekan Sowande SPA AJIBADE & CO.



Mangar Naeem Qureshi  
HAGLER BAILLEY PAKISTAN  
PVT. LTD.

Zaki Rahman  
EBRAHIM HOSAIN, ADVOCATES  
AND CORPORATE COUNSEL

Ameeruddin Rana  
ABRAHAM & SARWANA

Robeen Rana  
MEDICAL TOWERS

Abdur Rehman  
PAKISTAN REVENUE  
DEPARTMENT

Khalid Rehman  
SURRIDGE & BEECHENO  
- KARACHI

Rana Sajjad  
RANA IJAZ & PARTNERS

Jawad A. Sarwana  
ABRAHAM & SARWANA

Safdar Sayed  
ABRAHAM & SARWANA

Mohammad Ali Seena  
SURRIDGE & BEECHENO -  
KARACHI

Mohammad Shafique  
ONLINE SHIPPING & LOGISTICS

Naeem Shah  
MEER & HASAN

Muhammad Siddique  
SECURITIES AND EXCHANGE  
COMMISSION OF PAKISTAN

Mian Hamdoon Subhani  
M.H.S. ASSOCIATES

Haris Syed Raza  
GERRY'S DNATA (PVT.) LTD.

Chaudhary Usman  
EBRAHIM HOSAIN, ADVOCATES  
AND CORPORATE COUNSEL

Saleem uz Zaman  
SALEEM UZ ZAMAN & CO.

Javed Ahmed Vohra  
FAIR BROTHERS INTERNATIONAL

Ilyas Zafar  
ZAFAR & ASSOCIATES LLP

Muneeb Zafar  
ZAFAR & ASSOCIATES LLP

Murtaza Zahoor  
CKR & ZIA

Vaqr Zakaria  
HAGLER BAILLEY PAKISTAN  
PVT. LTD.

**PALAU**  
PALAU PUBLIC UTILITY  
CORPORATION

Lisa Abraham  
SMALL BUSINESS DEVELOPMENT  
CENTER (SBDC)

Maggay Antonio  
KOROR PLANNING AND ZONING  
OFFICE

Kenneth Barden  
ATTORNEY-AT-LAW

Ricardo Bausoch  
BUREAU OF REVENUE, CUSTOMS  
AND TAXATION

Maria Cristina Castro  
WESTERN CAROLINE TRADING  
CO.

Yukiwo P. Dengokl  
DENGOKL, DIMITRUK &  
NAKAMURA, ATTORNEYS AT  
LAW

Rachel Dimitruk  
DIMITRUK LAW OFFICE

Suzanne Finney  
PALAU HISTORIC PRESERVATION  
OFFICE

Anthony Fragier  
Ramsey Ngiraibai  
KOROR PLANNING AND ZONING  
OFFICE

Lily Rdechore  
PALAU ENVIRONMENTAL  
QUALITY PROTECTION BOARD

Gershwin Renguil  
KOROR PLANNING AND ZONING  
OFFICE

William L. Ridpath  
WILLIAM L. RIDPATH,  
ATTORNEY-AT-LAW

V. Tikei Sbal  
FINANCIAL INSTITUTIONS  
COMMISSION

Peter C. Tsao  
WESTERN CAROLINE TRADING  
CO.

**PANAMA**  
Hernando Abraham  
Carrasquilla  
REGISTRO PÚBLICO DE PANAMÁ

Alvaro Aguilar  
LOMBARDI AGUILAR GROUP

Gabriel Aguilar  
LOMBARDI AGUILAR GROUP

Ascanio Alberola  
MINISTRY OF ECONOMY AND  
FINANCES

Aristides Anaguila  
MORGAN & MORGAN

Mercedes Araúz de Grimaldo  
MORGAN & MORGAN

Luis Arrocha  
LOMBARDI AGUILAR GROUP

Khatiya Asvat  
PATTON, MORENO & ASVAT

Ana Avarga  
PANALPINA WORLD TRANSPORT  
LLP

Francisco A. Barrios G.  
PWC PANAMA

Gustavo Adolfo Bernal  
SOCIEDAD PANAMEÑA DE  
INGENIEROS Y ARQUITECTOS

Klaus Bieberach  
Javier Bouche  
UNION FENOSA - EDEMET  
- EDECHI

Jose Ignacio Bravo  
COCOLPAN

Luis Carlos Bustamante  
PANAMÁ SOLUCIONES  
LOGÍSTICAS INT. - PSLI

Irene Carrizo  
MINISTRY OF ECONOMY AND  
FINANCES

José Carrizo Durling  
MORGAN & MORGAN

Mariana Castillo  
PWC PANAMA

Luis Chalhoub  
ICAZA, GONZALEZ-RUIZ &  
ALEMAN

Julio Cesar Contreras III  
AROSEMENA NORIEGA &  
CONTRERAS

Gonzalo Córdoba  
APC BURÓ SA

Juan Carlos Croston  
MANZANILLO INTERNATIONAL  
TERMINAL OPERATOR [MIT]

Eduardo De Alba  
ARIAS, FÁBREGA & FÁBREGA

Claudio De Castro  
ARIAS, FÁBREGA & FÁBREGA

Jorge G. Lombardi Dutari  
LOMBARDI AGUILAR GROUP

Marilyn Espinosa  
PWC PANAMA

Enna Ferrer  
ALFARO, FERRER & RAMÍREZ

Gina Gómez  
William Gonzalez  
PWC PANAMA

Angie Guzmán  
MORGAN & MORGAN

Ivette Elisa Martínez Saeng  
PATTON, MORENO & ASVAT

Maricela Moreno  
DIRECCIÓN DE OBRAS Y  
CONSTRUCCIONES MUNICIPIO  
DE PANAMA

Erick Rogelio Muñoz  
SUCRE, ARIAS & REYES

Alejandro Nolan Aikman  
MORGAN & MORGAN

Boris Nuñez  
REGISTRO PÚBLICO DE PANAMÁ

Malory Olmos  
PWC PANAMA

Mario Rognoni  
AROSEMENA NORIEGA &  
CONTRERAS

Nelson E. Sales  
ALFARO, FERRER & RAMÍREZ

Carla Salvatierra  
DIRECCIÓN DE OBRAS Y  
CONSTRUCCIONES MUNICIPIO  
DE PANAMA

Mayte Sánchez González  
MORGAN & MORGAN

Verónica Sinisterra  
AROSEMENA NORIEGA &  
CONTRERAS

Raul Soto  
AROSEMENA NORIEGA &  
CONTRERAS

Marlaine Tuñón  
MINISTERIO DE COMERCIO E  
INDUSTRIA

Ramón Varela  
MORGAN & MORGAN

Juan Manuel Vasquez  
DIRECCIÓN DE OBRAS Y  
CONSTRUCCIONES MUNICIPIO  
DE PANAMA

Raúl Zuñiga Brid  
ALEMAN, CORDERO, GALINDO  
& LEE

**PAPUA NEW GUINEA**  
PT SEA HORSE PACIFIC-PNG

Paul Barker  
CONSULTATIVE IMPLEMENTATION  
& MONITORING COUNCIL

Simon Bendo  
DEPARTMENT OF LANDS AND  
PHYSICAL PLANNING

Vincent Bull  
ALLENS ARTHUR ROBINSON

David Caradus  
PWC PAPUA NEW GUINEA

Dickson  
NCDC MUNICIPALITY

Maira Eka  
ASHURST LLP

Richard Flynn  
ASHURST LLP

Anthony Fragier  
Gibson Geroro  
LEAHY LEWIN NUTLEY SULLIVAN  
LAWYERS

Goije Gileng  
POSMAN KUA AISI LAWYERS, IN  
ASSOCIATION WITH MALLESON  
STEPHEN JAQUES

Clarence Hoot  
IPA

Jack Kariko  
IPA

Leo Kasi  
PWC PAPUA NEW GUINEA

Timothy Koris  
PNG POWER LTD.

Sarah Kuman  
ALLENS ARTHUR ROBINSON

Peter Lowing  
LEAHY LEWIN NUTLEY SULLIVAN  
LAWYERS

Bruce Mackinlay  
CREDIT & DATA BUREAU LIMITED

Nigel Merrick  
WARNER SHAND LAWYERS LAE

Vaughan Mills  
ALLENS ARTHUR ROBINSON

Antonia Nohou  
PWC PAPUA NEW GUINEA

Lou Pipi  
NCDC MUNICIPALITY

Ivan Pomaleu  
IPA

Eduardo Rejano  
EXPRESS FREIGHT MANAGEMENT

Thomas Tarabu  
IPA

Alex Tongay  
IPA

Hellen White  
EXPRESS FREIGHT MANAGEMENT

Stuart Wilson  
LCS ELECTRICAL AND  
MECHANICAL CONTRACTORS

**PARAGUAY**  
INFORMCONF SA

SUPERINTENDENCIA DE BANCOS  
- BCP

Magalí Rodríguez Alcalá  
BERKEMEYER, ATTORNEYS &  
COUNSELLORS

Perla Alderete  
VOUGA ABOGADO

Leyla Apud  
ESTUDIO JURIDICO GROSS  
BROWN

Enrique Benítez  
BDO RUBINSZTEIN & GUILLÉN

Hugo T. Berkemeyer  
BERKEMEYER, ATTORNEYS &  
COUNSELLORS

Luis Alberto Breuer  
BERKEMEYER, ATTORNEYS &  
COUNSELLORS

Esteban Burt  
PERONI, SOSA, TELLECHEA,  
BURT & NARVAJA, MEMBER OF  
LEX MUNDI

Giselle Deiró  
BERKEMEYER, ATTORNEYS &  
COUNSELLORS

Paolo Doria  
PERONI, SOSA, TELLECHEA,  
BURT & NARVAJA, MEMBER OF  
LEX MUNDI

Natalia Enciso Benítez  
NOTARY PUBLIC

Bruno Fiorio Carrigosa  
FIORIO, CARDOZO & ALVARADO

Juan Bautista Fiorio Gimenez  
FIORIO, CARDOZO & ALVARADO

Edgardo Fleitas  
ABC CONSULTORES

Néstor Gamarra  
SERVIMEX SACI

Jorge Guillermo Gomez  
PWC PARAGUAY

Santiago Gomez  
FERRERE ABOGADOS

Roberto Wilfrido Escobar  
González  
NOTARIA DE ROBERTO W.  
ESCOBAR

Nadia Gorostiaga  
PWC PARAGUAY

Sigfrido Gross Brown  
ESTUDIO JURIDICO GROSS  
BROWN

Carl Gwynn  
GWYNN & GWYNN - LEGAL  
COUNSELLORS

Norman Gwynn  
SUPREME COURT OF JUSTICE

Pablo Livieres Guggiari  
ESTUDIO JURIDICO LIVERES  
GUGGIARI

Nestor Loigaga  
FERRERE ABOGADOS

Alessandro Molfesi  
PANALPINA PARAGUAY

Roberto Moreno Rodríguez  
Alcalá  
MORENO RUFFINELLI &  
ASOCIADOS

Natalia Oddone  
BERKEMEYER, ATTORNEYS &  
COUNSELLORS

Rocío Penayo  
MORENO RUFFINELLI &  
ASOCIADOS

Yolanda Pereira  
BERKEMEYER, ATTORNEYS &  
COUNSELLORS

Raúl H. Pereira de Souza Fleury  
FIORIO, CARDOZO & ALVARADO

Guadalupe Peroni Magón

Maria Antonia Ramírez de  
Gwynn  
GWYNN & GWYNN - LEGAL  
COUNSELLORS

Natalio Rubinsztein  
BDO RUBINSZTEIN & GUILLÉN

Mauricio Salgueiro  
VOUGA ABOGADO

Federico Silva  
FERRERE ABOGADOS

Ruben Taboada  
PWC PARAGUAY

Carlos Torres  
SDI SERVICIOS DE INGENIERIA

Ninfa Landa Torres de  
Paredes  
AGENCIA PAREDES



Maybellyn Pinpin ISLA LIPANA & CO.	Peter Young INTERNATIONAL CONTAINER TERMINAL SERVICES, INC.	Amelia Górnica CRIDO TAXAND	Adrian Pracguk MINISTRY OF FINANCE	Victor Abrantes Maria Isabel Abreu POLYTECHNIC INSTITUTE OF BRAGANÇA
Mikkel Puat INTERNATIONAL CONTAINER TERMINAL SERVICES, INC.	Roselle Yu ISLA LIPANA & CO.	Jaromir Grabowski WOJEWÓDZKI INSPEKTORAT NADZORU BUDOWLANEGO W WARSZAWIE	Andrzej Puncewicz CRIDO TAXAND	Luis Filipe Aguiar BANCO DE PORTUGAL
Senen Quizon PUNONGBAYAN & ARAULLO	Oliver S. Yuan YUAN & ASSOCIATES LAW FIRM	Piotr Graczyk RACZKOWSKI I WSPÓLNICY SP.K.	Bartłomiej Raczkowski BARTŁOMIEJ RACZKOWSKI KANCELARIA PRAWA PRACY	Anabela Aguiar Salvado PEDRO RAPOSO & ASSOCIADOS
Revelino Rabaja ISLA LIPANA & CO.	Redentor C. Zapata QUASHA ANCHETA PENA & NOLASCO	Dominik Gruca WINDMILL GAŚIEWSKI & ROMAN LAW OFFICE	Andrzej Rogowski NAPRAWA KABLI ENERGETYCZNYCH ANDRZEJ ROGOWSKI	Bruno Andrade Alves PWC PORTUGAL
Ethel Regiada LAND REGISTRATION ADMINISTRATION AUTHORITY	Gil Roberto Zerrudo QUISUMBING TORRES, MEMBER FIRM OF BAKER & MCKENZIE INTERNATIONAL	Andrzej Grześkiewicz GRIDNET	Piotr Sadownik GIDE LOYRETTE NOUEL POLAND WARSAW	Natália Garcia Alves ABREU ADVOGADOS
Elaine Patricia S. Reyes-Rodolfo ANGARA ABELLO CONCEPCION REGALA & CRUZ LAW OFFICES (ACCRALAW)	<b>POLAND</b> BANK ZACHODNI WBK SA BUSINESS & LAW BLOG ENERGY REGULATORY OFFICE PWC POLAND Michał Anastasiu KANCELARIA PRAWA GOSPODARCZEGO I EKOLOGICZNEGO DR BARTOSZ DRANIEWICZ	Monika Hartung WARDYŃSKI & PARTNERS	Katarzyna Sarek RACZKOWSKI I WSPÓLNICY SP.K.	Nuno Alves Mansilha MIRANDA CORREIA AMENDOEIRA & ASSOCIADOS - SOCIEDADE DE ADVOGADOS RL
Ruben Gerald Ricasata PUYAT JACINTO SANTOS LAW OFFICE	Celestyna Bargańska WINDMILL GAŚIEWSKI & ROMAN LAW OFFICE	Mariusz Hildebrand BIG INFOMONITOR SA	Zbigniew Skórczyński CHADBOURNE & PARKE LLP	Joana Andrade Correia RAPOSO BERNARDO & ASSOCIADOS
Ricardo J. Romulo ROMULO, MABANTA, BUENAVENTURA, SAYOC & DE LOS ANGELES, MEMBER OF LEX MUNDI	Michał Bartłowski WARDYŃSKI & PARTNERS	Łukasz Iwański ERGONOMIX	Marek Sosnowski GIDE LOYRETTE NOUEL POLAND WARSAW	Filipa Arantes Pedroso MORAIS LEITÃO, GALVÃO TELES, SOARES DA SILVA & ASSOCIADOS, MEMBER OF LEX MUNDI
Patrick Henry Salazar QUISUMBING TORRES, MEMBER FIRM OF BAKER & MCKENZIE INTERNATIONAL	Michał Białobrzęski HOGAN LOVELLS (WARSAWA) LLP	Justyna Jamroz CHADBOURNE & PARKE LLP	Michał Steinhagen WARDYŃSKI & PARTNERS	João Banga PWC PORTUGAL
Ferdinand Sales SEC	Katarzyna Bilewska DENTONS	Marcin Kamala DEEPWATER CONTAINER TERMINAL GDAŃSK	Ewelina Stobiecka TAYLOR WESSING, E N V C	Mark Bekker BEKKER LOGISTICA
Rowena Fatima Salonga PUYAT JACINTO SANTOS LAW OFFICE	Urszula Brzezińska BLACKSTONES	Mariusz Każuch MINISTRY OF FINANCE	Michał Suska ERGONOMIX	João Cadete de Matos BANCO DE PORTUGAL
Neptali Salvanera ANGARA ABELLO CONCEPCION REGALA & CRUZ LAW OFFICES (ACCRALAW)	Joanna Bugajska JAMP	Katarzyna Kopyłowska DLA PIPER WIATER SP.K.	Peter Świącicki SQUIRE SANDERS ŚWIĘCICKI KRZEŚNIAK SP.K.	Vitor Campos NATIONAL LABORATORY FOR CIVI ENGINEERING - LNEC
Froilan Savet MERALCO	Mariusz Cholewa BIURO INFORMACJI KREDYTOWEJ SA	Olga Koszewska CHADBOURNE & PARKE LLP	Emil Szczepejanik Łukasz Szegda WARDYŃSKI & PARTNERS	Rui Capote PLEN - SOCIEDADE DE ADVOGADOS, RL
Antonio Jr. Serrano FOLLOSCO MORALLOS & HERCE	Krzysztof Ciepliński GIDE LOYRETTE NOUEL POLAND WARSAW	Ewa Łachowska - Bról WIERZBOWSKI EVERSHEDES, MEMBER OF EVERSHEDES INTERNATIONAL LTD.	Maciej Szwedowski SQUIRE SANDERS ŚWIĘCICKI KRZEŚNIAK SP.K.	Fernando Cardoso da Cunha GALI MACEDO & ASSOCIADOS
Abigail D. Sese CASTILLO LAMAN TAN PANTALEON & SAN JOSE	Tomasz Czech RAIFFEISEN BANK POLSKA SA	Magdalena Laskowska HOGAN LOVELLS (WARSAWA) LLP	Anna Tarasiuk-Flodrowska HOGAN LOVELLS (WARSAWA) LLP	Tiago Castanheira Marques ABREU ADVOGADOS
Hans B. Sicat THE PHILIPPINE STOCK EXCHANGE, INC.	Michał Dąbrowski MINISTRY OF JUSTICE	Paweł Leszowski BIG INFOMONITOR SA	Dariusz Tokarczuk GIDE LOYRETTE NOUEL POLAND WARSAW	Susana Cebola INSTITUTO DOS REGISTOS E DO NOTARIADO
Richmund Sta Lucia BAKER & MCKENZIE	Tomasz Dąbrowski MINISTRY OF ECONOMY	Konrad Piotr Lewandowski MAURICE WARD & CO. SP.Z.O.O.	Ryszard Trykosko POLISH ASSOCIATION OF CIVIL ENGINEERS	Joaquim Correia Teixeira EDQM DISTRIBUIÇÃO - ENERGIA, SA
Felix Sy BAKER & MCKENZIE	Andrzej Dmowski RUSSELL BEDFORD DZO SP. Z O.O. - MEMBER OF RUSSELL BEDFORD INTERNATIONAL	Agnieszka Lisiecka WARDYŃSKI & PARTNERS	Dominika Wagrodzka BNT NEUPERT ZAMORSKA & PARTNERZY SP.J.	Cristina Dein DEIN ADVOGADOS
Geronimo Sy DEPARTMENT OF JUSTICE OF THE PHILIPPINES	Bartosz Draniewicz KANCELARIA PRAWA GOSPODARCZEGO I EKOLOGICZNEGO DR BARTOSZ DRANIEWICZ	Mariusz Lorencki	Dariusz Wasylkowski WARDYŃSKI & PARTNERS	João Duarte de Sousa GARRIGUES PORTUGAL SLP - SUCURSAL
Maria Christina Sy BANCO DE ORO	Anna Drozd MINISTRY OF FINANCE	Paweł Ludwiniak ELTECH	Maciej Wesółowski DLA PIPER WIATER SP.K.	Jaime Esteves PWC PORTUGAL
Nora Terrado DEPARTMENT OF TRADE AND INDUSTRY	Edyta Dubikowska SQUIRE SANDERS ŚWIĘCICKI KRZEŚNIAK SP.K.	Jarosław Malicki RWE STOEN OPERATOR SP.	Robert Windmill WINDMILL GAŚIEWSKI & ROMAN LAW OFFICE	Sofia Ferreira Enriquez RAPOSO BERNARDO & ASSOCIADOS
Amando Tetangco Jr. BANGKO SENTRAL NG PILIPINAS	Rafal Dgiedgic GIDE LOYRETTE NOUEL POLAND WARSAW	Agnieszka Margec BIURO INFORMACJI KREDYTOWEJ SA	Steven Wood BLACKSTONES	Ana Filipa Ribeiro PWC PORTUGAL
Steffen Treiber PANALPINA WORLD TRANSPORT LLP	Marek Firlej MINISTRY OF FINANCE	Paweł Meuse GIDE LOYRETTE NOUEL POLAND WARSAW	Agata Małgorzata Zakrzewska WINDMILL GAŚIEWSKI & ROMAN LAW OFFICE	Tereza Garcia André MIRANDA CORREIA AMENDOEIRA & ASSOCIADOS - SOCIEDADE DE ADVOGADOS RL
Roland Glenn T. Tuazon ROMULO, MABANTA, BUENAVENTURA, SAYOC & DE LOS ANGELES, MEMBER OF LEX MUNDI	Jan Furtas CRIDO TAXAND	Tomáš Michalák MINISTRY OF FINANCE	Cezary Zalewski	Rui Gloria TOCHA, CHAVES & ASSOCIADOS, SROC - MEMBER OF RUSSELL BEDFORD INTERNATIONAL
Priscela Vergonilla LOCAL GOVERNMENT OF QUEZON CITY	Jan Gawad AGS GAWAD	Tomáš Michalík MDDP MICHALIK DŁUSKA DZIEDZIC I PARTNERZY	Małgorzata Zamorska BNT NEUPERT ZAMORSKA & PARTNERZY SP.J.	Inês Godinho GÓMEZ-ACEBO & POMBO ABOGADOS, SLP SUCURSAL EM PORTUGAL
Virginia B. Viray PUYAT JACINTO SANTOS LAW OFFICE	Rafał Godlewski WARDYŃSKI & PARTNERS	Michał Niemirówic Szczytt BNT NEUPERT ZAMORSKA & PARTNERZY SP.J.	Grażyna Zaremba RUSSELL BEDFORD DZO SP. Z O.O. - MEMBER OF RUSSELL BEDFORD INTERNATIONAL	Nuno Pimentel Gomes PLMJ - SOCIEDADE DE ADVOGADOS, RL
		Filip Opoka DLA PIPER WIATER SP.K.	Adam Żołnowski DEEPWATER CONTAINER TERMINAL GDAŃSK	
		Łukasz Piebiak MINISTRY OF JUSTICE	Sylwester Żydowicz TAYLOR WESSING, E N V C	
		Tomáš Pietrčák HOGAN LOVELLS (WARSAWA) LLP		
		Michał Pietuszkó DLA PIPER WIATER SP.K.		
		Kamilla Piotrowska-Król TERRAMAR LTD.	<b>PORTUGAL</b> CREDINFORMAÇÕES - EQUIFAX	





Sergius Crețu  
ȚUCA ZBĂRCEA & ASOCIAȚII

Tiberiu Csaki  
SALANS FMC SNR DENTON  
EUROPE – TODOR SI ASOCIATII  
SCA

Radu Damaschin  
NESTOR NESTOR DICULESCU  
KINGSTON PETERSEN

Anca Danilescu  
ZAMFIRESCU RACOȚI &  
PARTNERS ATTORNEYS-AT-LAW

Dan Dascaľu  
D&B DAVID ȘI BAIAS LAW FIRM

Adrian Deaconu  
TAXHOUSE SRL

Oana Diaconu  
MARAVELA & ASOCIAȚII

Luminita Dima  
NESTOR NESTOR DICULESCU  
KINGSTON PETERSEN

Diana Dimitriu  
RADU TĂRĂCILĂ PĂDURARI  
RETEVOESCU SPRL IN  
ASSOCIATION WITH ALLEN &  
OVERY

Livia Dinu  
ȚUCA ZBĂRCEA & ASOCIAȚII

Madaliina Dobre  
D&B DAVID ȘI BAIAS LAW FIRM

Rodica Dobre  
PWC ROMANIA

Monia Dobrescu  
MUȘAT & ASOCIAȚII

Ion Dragulin  
NATIONAL BANK OF ROMANIA

Panagiotis Drakopoulos  
DRAKOPOULOS LAW FIRM

Laura Adina Duca  
NESTOR NESTOR DICULESCU  
KINGSTON PETERSEN

Alina Dumitrascu  
CABINET CONSULTANTA  
ECONOMICA MERCESCU

Geanina Dumitru  
ENEL (FORMER ELECTRICA  
MUNTENIA SUD)

Lidia Dutu  
DLA PIPER DINU SCA

Oana Dutu-Buğura  
DLA PIPER DINU SCA

Serban Epure  
BIROUL DE CREDIT

Georgiana Evi  
CLIFFORD CHANCE BADEA SCA

Sonia Fedorovici  
MARAVELA & ASOCIAȚII

Iulia Ferăstrău-Grigore  
MARAVELA & ASOCIAȚII

Adriana Gaspar  
NESTOR NESTOR DICULESCU  
KINGSTON PETERSEN

Monica Georgiadis  
DLA PIPER DINU SCA

Laurentiu Gorun  
DRAKOPOULOS LAW FIRM

Daniela Gramaticescu  
NESTOR NESTOR DICULESCU  
KINGSTON PETERSEN

Adina Grosu  
SALANS FMC SNR DENTON  
EUROPE – TODOR SI ASOCIATII  
SCA

Argentina Hincu  
SALANS FMC SNR DENTON  
EUROPE – TODOR SI ASOCIATII  
SCA

Ana-Maria Hrituc  
SULICA PROTOPOPESCU VONICA  
SCA

Camelia Iantuc  
CLIFFORD CHANCE BADEA SCA

Alexandra Ichim  
MARAVELA & ASOCIAȚII

Ilinca Iliescu  
RADU TĂRĂCILĂ PĂDURARI  
RETEVOESCU SPRL IN  
ASSOCIATION WITH ALLEN &  
OVERY

Diana Emanuela Ispas  
NESTOR NESTOR DICULESCU  
KINGSTON PETERSEN

Horia Ispas  
ȚUCA ZBĂRCEA & ASOCIAȚII

Madalina Ivan  
ZAMFIRESCU RACOȚI &  
PARTNERS ATTORNEYS-AT-LAW

Mihai Jelea  
EVERSHEDS LINA & GUIA SCA

Andreea Roxana Lepadatu  
SALANS FMC SNR DENTON  
EUROPE – TODOR SI ASOCIATII  
SCA

Cristian Lina  
EVERSHEDS LINA & GUIA SCA

Edita Lovin  
RETIRED JUDGE OF ROMANIAN  
SUPREME COURT OF JUSTICE

Bogdan Lucan  
DRAKOPOULOS LAW FIRM

Smaranda Mandrescu  
POP PEPA SCA  
ATTORNEYS-AT-LAW

Dumitru Viorel Manescu  
NATIONAL UNION OF CIVIL LAW  
NOTARIES OF ROMANIA

Gelu Titus Maravela  
MARAVELA & ASOCIAȚII

Carmen Medar  
D&B DAVID ȘI BAIAS LAW FIRM

Vlad Meraru  
PWC ROMANIA

Mariana Mercescu  
CABINET CONSULTANTA  
ECONOMICA MERCESCU

Mirela Metea  
MARAVELA & ASOCIAȚII

Maria Cristina Metelet  
POP PEPA SCA  
ATTORNEYS-AT-LAW

Cătălina Mihăilescu  
ȚUCA ZBĂRCEA & ASOCIAȚII

Florian Mihălce  
SC ELECTRICA SA

Ana Mirea  
CLIFFORD CHANCE BADEA SCA

Mihaela Mitroi  
PWC ROMANIA

Geanina Moraru  
CLIFFORD CHANCE BADEA SCA

Mona Musat  
MUȘAT & ASOCIAȚII

Carmen Năstase  
ȚUCA ZBĂRCEA & ASOCIAȚII

Adriana Neagoe  
NATIONAL BANK OF ROMANIA

Larisa Negoias  
DLA PIPER DINU SCA

Manuela Marina Nestor  
NESTOR NESTOR DICULESCU  
KINGSTON PETERSEN

Alexandru Oană  
MARAVELA & ASOCIAȚII

Andrei Ormenean  
MUȘAT & ASOCIAȚII

Delia Paceagiu  
NESTOR NESTOR DICULESCU  
KINGSTON PETERSEN

Ariana Elena Pantea  
JINGA & ASOCIAȚII

Mircea Parvu  
SCPA PARVU SI ASOCIATII

Marius Pătrășcanu  
MARAVELA & ASOCIAȚII

Laurentiu Petre  
SĂVESCU & ASOCIAȚII

Alina Pintica  
ȚUCA ZBĂRCEA & ASOCIAȚII

Ana Maria Placintescu  
MUȘAT & ASOCIAȚII

Carolina Plețniuc  
LINA & GUIA SCA

Claudiu Pop  
POP PEPA SCA  
ATTORNEYS-AT-LAW

Alina Elena Popescu  
MARAVELA & ASOCIAȚII

Iulian Popescu  
MUȘAT & ASOCIAȚII

Mariana Popescu  
NATIONAL BANK OF ROMANIA

Tiberiu Potyeseğ  
BITRANS LTD.

Olga Preda  
POP PEPA SCA  
ATTORNEYS-AT-LAW

Elena Preotescu  
DLA PIPER DINU SCA

Sebastian Radocea  
ȚUCA ZBĂRCEA & ASOCIAȚII

Cristian Radu  
ȚUCA ZBĂRCEA & ASOCIAȚII

Laura Radu  
STOICA & ASOCIAȚII -  
SOCIETATE CIVILĂ DE AVOCAȚII

Bogdan Riti  
MUȘAT & ASOCIAȚII

Angela Rosca  
TAXHOUSE SRL

Adrian Roseti  
DRAKOPOULOS LAW FIRM

Adrian Rotaru  
CLIFFORD CHANCE BADEA SCA

Raluca Sanucean  
ȚUCA ZBĂRCEA & ASOCIAȚII

Daniel Sava  
DRAKOPOULOS LAW FIRM

Andrei Săvescu  
SĂVESCU & ASOCIAȚII

Alina Solschi  
MUȘAT & ASOCIAȚII

Oana Soviani  
SALANS FMC SNR DENTON  
EUROPE – TODOR SI ASOCIATII  
SCA

David Stabb  
ANGHEL STABB & PARTNERS

Claudiu Stan  
DLA PIPER DINU SCA

Lorena Stanculescu  
LAW OFFICES LORENA  
STANCULESCU

Ionut Stancu  
NESTOR NESTOR DICULESCU  
KINGSTON PETERSEN

Sorin Corneliu Stratula  
STRATULA MOCANU & ASOCIATII

Cătălina Sucaciu  
MARAVELA & ASOCIAȚII

Miruna Suciu  
MUȘAT & ASOCIAȚII

Ruxandra Talpan  
DRAKOPOULOS LAW FIRM

Ruxandra Tarlescu  
PWC ROMANIA

Amelia Teis  
D&B DAVID ȘI BAIAS LAW FIRM

Florin Tinighe  
DLA PIPER DINU SCA

Laura Tiuca  
SALANS FMC SNR DENTON  
EUROPE – TODOR SI ASOCIATII  
SCA

Florina Toma  
DLA PIPER DINU SCA

Andra Trantea  
DLA PIPER DINU SCA

Ada Țucă  
MARAVELA & ASOCIAȚII

Anca Maria Ulea  
MUȘAT & ASOCIAȚII

Tatiana Urimescu  
NATIONAL UNION OF CIVIL LAW  
NOTARIES OF ROMANIA

Cristina Vedel  
POP PEPA SCA  
ATTORNEYS-AT-LAW

**RUSSIAN FEDERATION**

BADIS

GREENWAY

KPMG RUSSIA

Michail Abramov  
FEDERAL SERVICE FOR STATE  
REGISTRATION CADASTRE AND  
CARTOGRAPHY

Elena Agaeva  
EGOROV PUGINSKY AFANASIEV &  
PARTNERS

Julia Andreeva  
CAPITAL LEGAL SERVICES LLC

Anatoly E. Andriash  
NORTON ROSE FULBRIGHT  
(CENTRAL EUROPE) LLP

Aleksandr Androsov  
MOSENERGOSBYT

Elena Anisimova  
CAPITAL LEGAL SERVICES LLC

Irina Anyukhina  
ALRUD LAW FIRM

Stefan Bakh  
PUBLISHING HOUSE CUSTOMS  
TERMINALS

Konstantin Baranov  
CMS LEGAL

Maria Baranovskaya  
HERBERT SMITH FREEHILLS  
CIS LLP

Andrey Belykh  
BANK SAINT PETERSBURG

Egor Bogdanov  
GIDE LOYRETTE NOUEL, MEMBER  
OF LEX MUNDI

Julia Borogdna  
PEPELIAEV GROUP

Thomas Brand  
BRAND & PARTNER

Ilya Bulgakov  
DLA PIPER RUS LIMITED

Ekaterina Buğina  
RUSSIN & VECCHI

Maria Bykovskaya  
GIDE LOYRETTE NOUEL, MEMBER  
OF LEX MUNDI

Dmitry Churin  
CAPITAL LEGAL SERVICES LLC

David Cranfield  
CMS LEGAL

Marina Dmitrieva  
DLA PIPER RUS LIMITED

Olga Duchenko  
KACHKIN & PARTNERS

Vasina Ekaterina  
DLA PIPER DINU LAW FIRM

Gleb Faygullaev  
PWC RUSSIA

Liliya Gaynullina  
LEVINE BRIDGE

Roman Goldberg

Vladimir Gorbunov  
TSDS GROUP OF COMPANIES

Lidia Gorshkova  
PEPELIAEV GROUP

Robert Gurdyumov  
HELLEVIK, KLEIN & USOV

Andrey Ignatenko  
MORGAN LEWIS

Ekaterina Ilina  
DS LAW

Armen Isaakyan  
TRANSAS

Roman Ishbulatov  
CAPITAL LEGAL SERVICES LLC

Roman Ishmukhametov  
BAKER & MCKENZIE

Maria Ivakina  
ALRUD LAW FIRM

Ivan Ivanov  
FINEC

Maxim Kalinin  
BAKER & MCKENZIE

Diana Kalyaeva  
PRICEWATERHOUSECOOPERS  
RUSSIA BV

Alexey Karchimov  
EGOROV PUGINSKY AFANASIEV &  
PARTNERS

Mitrofan Karpekin  
BANK SAINT PETERSBURG

Pavel Harpunin  
CAPITAL LEGAL SERVICES LLC

Ekaterina Karunets  
BAKER & MCKENZIE - CIS,  
LIMITED

Pavel Karusev  
PEPELIAEV GROUP

Denis Kagantsev  
MOSENERGOSBYT

Evgeny Khaganov  
ROLLSTANDARD

Alexander Khretinin  
HERBERT SMITH FREEHILLS  
CIS LLP

Sneghana Kitaeva  
LENENERGO

Alexander Klochkov  
DLA PIPER RUS LIMITED

Elena Klyuchareva  
DEBEVOISE & PLIMPTON LLP

Olga Klyghenko  
WHITE & CASE

- Vadim Kolomnikov  
DEBEVOISE & PLIMPTON LLP
- Anastasia Konovalova  
NORTON ROSE FULBRIGHT  
(CENTRAL EUROPE) LLP
- Alexander Korkin  
PEPELIAEV GROUP
- Sergey Korolyov  
EGOROV PUGINSKY AFANASIEV &  
PARTNERS
- Ilya Kotov  
ATTORNEYS-AT-LAW BORENIUS
- Vadim Kovalyov  
CAPITAL LEGAL SERVICES LLC
- Oksana Koghevnikova  
CAPITAL LEGAL SERVICES LLC
- Alyona Kozgyreva  
NORTON ROSE FULBRIGHT  
(CENTRAL EUROPE) LLP
- Natalia Kruglova
- Artem Kukin  
INFRALEX LAW FIRM
- Dmitry Kunitsa  
MORGAN LEWIS
- David Lasfargue  
GIDE LOYRETTE NOUËL, MEMBER  
OF LEX MUNDI
- Sergei Lee  
CASTRÉN & SNELLMAN  
INTERNATIONAL LTD.
- Elena Legashova  
EGOROV PUGINSKY AFANASIEV &  
PARTNERS
- Sergey Logunov  
CMS LEGAL
- Maxim Losik  
CASTREN & SNELLMAN  
INTERNATIONAL LTD.
- Stepan Lubavsky  
FINEC
- Sergey Lubimov  
DLA PIPER RUS LIMITED
- Dmitry Lyakhov  
RUSSIN & VECCHI
- Igor N. Makarov  
BAKER & MCKENZIE - CIS,  
LIMITED
- Grigory Marinichev  
MORGAN LEWIS
- Igor Marmalidi  
PEPELIAEV GROUP
- Anna Maximenko  
DEBEVOISE & PLIMPTON LLP
- Olga Magur  
BAKER & MCKENZIE
- Andrei Mikhailov  
HOUGH TROFIMOV & PARTNERS
- Anastasia Mikhailova  
MORGAN LEWIS
- Elena Morogova  
EGOROV PUGINSKY AFANASIEV &  
PARTNERS
- Dmitry Nekrestyanov  
KACHKIN & PARTNERS
- Tatyana Neveeva  
EGOROV PUGINSKY AFANASIEV &  
PARTNERS
- Natalie Neverovskaya  
UNICOMLEGAL RUSSIA
- Alexey Nikitin  
BORENIUS ATTORNEYS AT LAW
- Elena Novikova  
ALRUD LAW FIRM
- Egor Viktorovich Novoselov  
MOESK
- Gennady Odarich  
PRICEWATERHOUSECOOPERS  
RUSSIA BV
- Elena Ogawa  
LEVINE BRIDGE
- Reena Ohri  
GIDE LOYRETTE NOUËL, MEMBER  
OF LEX MUNDI
- Ekaterina Palagina  
WHITE & CASE
- Aleksandr Panarin  
LOGISTIC SERVICE
- Svetlana Panfilova  
DEBEVOISE & PLIMPTON LLP
- Sergey Parinov  
RUSSIN & VECCHI
- Roman Perekhodov  
TRANSAS
- Eugene Perkunov  
HOGAN LOVELLS
- Yulia Petrakova  
ALRUD LAW FIRM
- Maya Petrova  
BORENIUS ATTORNEYS AT LAW
- Daria Plotnikova  
WHITE & CASE LLC
- Anton Poddubny  
ATTORNEYS-AT-LAW BORENIUS
- Gulnara Ponomarenko  
ZENITH BANK
- Svetlana Prokopenko  
RECHT & PARTNER
- Ivan Rossokhin  
CMS LEGAL
- Alexander Rostovsky  
CASTREN & SNELLMAN  
INTERNATIONAL LTD.
- Jonathan Russin  
RUSSIN & VECCHI
- Natalia Ryasina  
DS LAW
- Anna Rybalko  
DELOITTE & TOUCHE CIS
- Kirill Saskov  
KACHKIN & PARTNERS
- Alexei Shcherbakov  
TSDS GROUP OF COMPANIES
- Roman Anatolyevich  
Shcherbakov  
MOESK
- Yulia Aleksandrovna Shirokova  
MOESK
- Victoria Sivachenko  
ALRUD LAW FIRM
- Inga Skvortsova  
LAW FIRM CLIFF
- Vladislav Smirnov  
DELOITTE & TOUCHE CIS
- Julia Solomkina  
LEVINE BRIDGE
- Ksenia Soloschenko  
CASTRÉN & SNELLMAN  
INTERNATIONAL LTD.
- Alexandra Stelmakh  
EGOROV PUGINSKY AFANASIEV &  
PARTNERS
- Anna Stroeva  
INFRALEX LAW FIRM
- Ivetta Tchistiakova-Berd  
GIDE LOYRETTE NOUËL, MEMBER  
OF LEX MUNDI
- Evgenia Teterevkova  
ATTORNEYS-AT-LAW BORENIUS
- Alexander Tikhov  
NATIONAL CONTAINER COMPANY
- Pavel Timofeev  
HANNES SNELLMAN LLC
- Ilya Titov  
HOUGH TROFIMOV & PARTNERS
- Ksenia Tomilina  
GIDE LOYRETTE NOUËL, MEMBER  
OF LEX MUNDI
- Philip Tsukanov  
WHITE & CASE LLC
- Ilya Tur  
EGOROV PUGINSKY AFANASIEV &  
PARTNERS
- Aleksandra Ulezko  
KACHKIN & PARTNERS
- Igor Vasiliev  
FEDERAL SERVICE FOR STATE  
REGISTRATION CADASTRE AND  
CARTOGRAPHY
- Artem Vasyutin  
DELOITTE & TOUCHE CIS
- Sergey Vasilievich Vasyutin  
LENENERGO
- Darya Vetrova  
CASTREN & SNELLMAN  
INTERNATIONAL LTD.
- Aleksei Volkov  
NATIONAL BUREAU OF CREDIT  
HISTORIES
- Dmitry Volkov  
SU-33
- Taisiya Vorotilova  
BAKER & MCKENZIE
- Jens Wergin  
RÖDL & PARTNER
- Maria Yadykina Gorban  
GIDE LOYRETTE NOUËL, MEMBER  
OF LEX MUNDI
- Alexandra Yaroshook  
DLA PIPER RUS LIMITED
- Maxim Yashkov  
PUBLISHING HOUSE CUSTOMS  
TERMINALS
- Vladislav Zabrodin  
CAPITAL LEGAL SERVICES LLC
- Roman Zhavner  
EGOROV PUGINSKY AFANASIEV &  
PARTNERS
- Maria Zhilina  
KACHKIN & PARTNERS
- RWANDA**
- BOLLORÉ AFRICA LOGISTICS
- NATIONAL BANK OF RWANDA
- Alberto Basomingera  
CABINET D'AVOCATS  
MHAYIMANA
- Natacha Bugondo  
ADVOCARE RWANDA
- Flavia Busingye  
RWANDA CUSTOMS
- Louis de Gongague  
Mussengangabo  
VISION TECHNOLOGIES  
COMPANY
- Paul Frobisher Mugambwa  
PWC UGANDA
- Daniel Gasaatura  
TRUST LAW CHAMBERS
- Patrick Gashagaza  
GPO PARTNERS RWANDA
- Felix Gataganzi  
EWSA
- Jean Claude Gwiza Mugaribara  
CREDIT REFERENCE BUREAU  
AFRICA LTD.
- Titien Habumugisha  
KIGALI INDEPENDENT  
UNIVERSITY
- Jean Havugimana  
ECODESEP LTD.
- Francois Xavier Kalinda  
UNIVERSITÉ NATIONALE DU  
RWANDA
- Désiré Kamangi  
ENSAFRICA RWANDA
- Marcellin Kamangi
- Tushabe Karim  
RWANDA DEVELOPMENT BOARD
- Julien Kavaruganda  
K-SOLUTIONS AND PARTNERS
- Didas Kayihura  
FOUNTAIN ADVOCATES
- Eudes Kayumba  
LANDMARK STUDIES
- Théophile Kageneza  
CABINET D'AVOCATS KAZENEZA
- Bernice Kimacia  
PWC
- Kanamugire Makuzo Aloys
- Lewis Mangi Rugema  
ECOBANK
- Abdou Mbaya  
SPEDAG INTERFREIGHT
- Isaïe Mhayimana  
CABINET D'AVOCATS  
MHAYIMANA
- Alvin Mihigo  
R & PARTNERS LAW FIRM
- Merard Mpagwanamaguru  
CITY OF KIGALI - ONE STOP  
CENTER FOR CONSTRUCTION
- Jean Népomuscène  
Mugengangabo  
BONA FIDE LAW CHAMBERS
- Léopold Munderere  
CABINET D'AVOCATS-CONSEILS
- Allays Mutabingwa  
AIMS EAST AFRICA LAW  
PARTNERS
- Patrick Mutimura  
BMP CONSULTING
- Pothin Muvara  
RWANDA NATURAL RESOURCES  
AUTHORITY, OFFICE OF THE  
REGISTRAR OF LAND TITLES
- Frank Muvunyi  
EWSA
- Geoffrey Mwine  
GM CORPORATE CONSULT  
LIMITED (GMCC)
- Ernest Mwiya  
TOWN NICE VIEW
- Da Costa Ndahayo  
SWIFT FREIGHT INTERNATIONAL  
(RWANDA)
- Grace Nishimwe  
RWANDA NATURAL RESOURCES  
AUTHORITY, OFFICE OF THE  
REGISTRAR OF LAND TITLES
- Kigito Niyonshuti  
ENSAFRICA RWANDA
- Frederick Niyonzima  
PWC
- Aimable Nkuranga  
CREDIT REFERENCE BUREAU  
AFRICA LTD.
- Martin Nkurungiza  
GPO PARTNERS RWANDA
- Abel Nsengijumva  
CABINET ABEL NSENGIJUMVA
- Hervé Ntege  
ENSAFRICA RWANDA
- Emmanuel Nyamurangwa  
CITY OF KIGALI - ONE STOP  
CENTER FOR CONSTRUCTION
- Aaron Nzeyimana  
SPEDAG INTERFREIGHT
- Nelson Ogara  
PWC
- Josue Penaloga Quispe  
BRALIRWA LTD.
- Gakuba Rugambya  
SPEDAG INTERFREIGHT
- Arthur Rugango
- Damas Rurangwa  
EWSA
- Lucien Ruterana  
EWSA
- Richard Rwihandagaga  
R & PARTNERS LAW FIRM
- Fred Rwihunda  
RFM ENGINEERING LTD.
- Kigito Safari  
BONA FIDE LAW CHAMBERS
- Yes Sangano  
RWANDA DEVELOPMENT BOARD,  
OFFICE OF THE REGISTRAR  
GENERAL OF RWANDA
- Sandrani Sebakara  
BUREAU D'ETUDES CAEDEC
- Nelly Umugwanega  
ADVOCARE RWANDA
- M. Aimee Uwanyiligira  
EWSA
- Lilian Uwangiga Mupende  
CITY OF KIGALI - ONE STOP  
CENTER FOR CONSTRUCTION
- Prasad Varma  
SWIFT FREIGHT INTERNATIONAL  
(RWANDA)
- Maureen Wamahiu  
CREDIT REFERENCE BUREAU  
AFRICA LTD.
- Stephen Zawadi  
MILLENNIUM LAW CHAMBERS
- SAMOA**
- BETHAM BROTHERS  
ENTERPRISES LTD.
- MINISTRY OF WORKS,  
TRANSPORT & INFRASTRUCTURE
- SOLOI SURVEY SERVICES
- Lawrie Burich  
QUANTUM CONTRAX LTD.
- Shelley Burich  
QUANTUM CONTRAX LTD.
- Murray Drake  
DRAKE & CO.
- Fiona Ey  
CLARKE EY LAWYERS
- Anthony Frazier
- Margaret Fruenan  
MINISTRY OF COMMERCE,  
INDUSTRY AND LABOUR
- Taulapapa Brenda  
Heather-Latu  
LATU LAWYERS
- Misa Ioane Esoto  
MISA ELECTRICAL

Siliili Amua Isai Lameko  
MINISTRY OF COMMERCE,  
INDUSTRY AND LABOUR

George Latu  
LATU LAWYERS

Upataua Lauvi  
MINISTRY OF COMMERCE,  
INDUSTRY AND LABOUR

Tima Leavai  
LEAVAI LAW

Tuala Pat Leota  
PUBLIC ACCOUNTANT

Leulua'iali'i Tasi Malifa  
MALIFA LAW

Albert Meredith  
MINISTRY OF COMMERCE,  
INDUSTRY AND LABOUR

Tomasi Peni  
MINISTRY OF COMMERCE,  
INDUSTRY AND LABOUR

Arthur R. Penn  
LESA MA PENN

Peato Sam Ling  
SAMOA SHIPPING SERVICES LTD.

Failetasi Elaine Seua  
MINISTRY OF COMMERCE,  
INDUSTRY AND LABOUR

Sala Theodore Sialua Toalepai  
SAMOA SHIPPING SERVICES LTD.

Leilani Va'a- Tamat  
VAAI HOG LUND & TAMATI LAW  
FIRM

#### **SAN MARINO**

Simone Arcangeli  
AVVOCATO E NOTAIO

Rengo Balsimelli  
UFFICIO URBANISTICA

Dennis Beccari  
AVV. ERIKA MARANI

Gianna Burgagni  
STUDIO LEGALE E NOTARILE

Cecilia Cardogna  
STUDIO LEGALE E NOTARILE

Fabrizio Castiglioni  
COSTRUZIONI EDILIZIE  
SAMMARINESI (CES) SA

Debora Cenni  
STUDIO LEGALE E NOTARILE

Alberto Cheggi  
STUDIO CHEZZI

Simone Gatti  
WORLD LINE

Giovanni Guerra  
TELECOM ITALIA SAN MARINO  
S.P.A.

Anna Maria Lonfernini  
STUDIO LEGALE E NOTARILE

Erika Marani  
AVV. ERIKA MARANI

Lucia Magga  
UFFICIO TECNICO DEL CATASTO

Daniela Mina  
STUDIO COMMERCIALE

Gianluca Minguzzi  
ANTAO PROGETTI S.P.A.

Lorenzo Moretti  
STUDIO LEGALE E NOTARILE

Alfredo Nicolini  
LAWYER

Sara Pelliccioni  
STUDIO LEGALE E NOTARILE  
AVV. MATTEO MULARONI - IN  
ASSOCIAZIONE CON BUSSOLETTI  
NUZZO & ASSOCIATI

Cesare Pisani  
TELECOM ITALIA SAN MARINO  
S.P.A.

Roberto Ragini  
ANTAO PROGETTI S.P.A.

Marco Giancarlo Rossini  
STUDIO LEGALE E NOTARILE

Daniela Tombeni  
S.M. STUDIO SPED

Stefano Trenta  
ANTAO PROGETTI S.P.A.

#### **SÃO TOMÉ AND PRÍNCIPE**

AMADO PEREIRA & ASSOCIADOS,  
SOCIEDADE DE ADVOGADOS

GUICHÉ ÚNICO PARA EMPRESAS

António de Barros A. Aguiar  
SOCOGESTA

Eudes Aguiar  
AGUIAR & PEDRONHO STUDIO

Helder Batista  
DESPACHANTE HELDER BATISTA

Pascal Daio  
PASCOAL DAIO - ADVOGADO &  
CONSULTOR

Amadeu Goncalves  
MANUEL ROQUE LTDA

Pedro Guiomar  
SUPERMARMITE SÃO TOMÉ

Idalina Martinho  
DESPACHANTE HELDER BATISTA

Raul Mota Cerveira  
MIRANDA CORREIA AMENDEIRA  
& ASSOCIADOS - SOCIEDADE DE  
ADVOGADOS RL

Virna Neves  
MIRANDA CORREIA AMENDEIRA  
& ASSOCIADOS - SOCIEDADE DE  
ADVOGADOS RL

João Branco Pedro  
NATIONAL LABORATORY FOR  
CIVI ENGINEERING - LNEC

Guilherme Posser da Costa  
POSSER DA COSTA ADVOGADOS  
ASSOCIADOS

Hugo Rita  
TERRA FORMA

Ana Roque  
MANUEL ROQUE LTDA

José Manuel Roque  
MANUEL ROQUE LTDA

Cláudia Santos Malaquias  
MIRANDA CORREIA AMENDEIRA  
& ASSOCIADOS - SOCIEDADE DE  
ADVOGADOS RL

Rui Veríssimo  
SOARES DA COSTA

Teresa Veríssimo  
SOARES DA COSTA

António Vicente Marques  
AVM ADVOGADOS

#### **SAUDI ARABIA**

ERNST & YOUNG

Asad Abedi  
THE LAW FIRM OF HATEM ABBAS  
GHAZZAWI & CO.

Fayyaz Ahmad  
JONES LANG LASALLE

Fayez Ghaith Al Jabri  
ELECTRICITY & CO-GENERATION  
REGULATORY AUTHORITY

Ahmad Al Kassem  
TALAL ABU GHAZALEH LEGAL  
(TAG-LEGAL)

Nasser H. Al Qahtani  
ELECTRICITY & CO-GENERATION  
REGULATORY AUTHORITY

Shareef Mohamed Al-Barrak  
ELECTRICITY & CO-GENERATION  
REGULATORY AUTHORITY

Fayez Aldebs  
PWC SAUDI ARABIA

Abdullah Al-Hashim  
AL-JADAAN & PARTNERS LAW  
FIRM

Omar AlHoshan  
ALHOSHAN CPAS  
& CONSULTANTS -  
CORRESPONDENT OF RUSSELL  
BEDFORD INTERNATIONAL

Mohammed Al-Jadaan  
AL-JADAAN & PARTNERS LAW  
FIRM

Turki Al-Joufi  
TATWEER EDUCATIONAL  
TRANSPORTATION COMPANY

Yousef A. Al-Joufi  
AL-JOUFI LAW FIRM

Nabil Abdullah Al-Mubarak  
SAUDI CREDIT BUREAU - SIMAH

Bander A. Alnoqaithan  
THE LAW OFFICE OF BANDER  
ALNOQAITHAN

Abbas Alrady  
AL-SOAB LAW FIRM

Wisam AlSindi  
ALSINDI LAW FIRM

Mohammed Al-Soaib  
AL-SOAB LAW FIRM

Farrah Andejani  
ELECTRICITY & CO-GENERATION  
REGULATORY AUTHORITY

Shaimaa Atbani  
ALSINDI LAW FIRM

Lamisse Bajunaid  
ALSINDI LAW FIRM

John Balougijeh  
DENTONS

Majed Mohammed Garoub  
LAW FIRM OF MAJED M. GAROUB

Stuart Hind  
PANALPINA WORLD TRANSPORT  
LLP

Chadi F. Hourani  
HOURANI & ASSOCIATES

Amgad Husein  
DENTONS

Zaid Mahayni  
LAW OFFICE OF HASSAN  
MAHASSNI

Humaid Mudhaffr  
SAUDI CREDIT BUREAU - SIMAH

Fagat Rahman  
FAWAZ SHAWAN CUSTOMS  
BORKERS

Mustafa Saleh  
EMDAD ARRIVADH

Nadeem Shaikh  
GLOBE MARINE SERVICES CO.

Abdul Shakoor  
GLOBE MARINE SERVICES CO.

Peter Stansfield  
AL-JADAAN & PARTNERS LAW  
FIRM

Juergen Villmer  
AL-SOAB LAW FIRM

Abdul Agiz Zaiabag  
ALZAIABAG CONSULTANTS

Soudki Zawaydeh  
PWC SAUDI ARABIA

#### **SENEGAL**

SENELEC

Khaled Abou El Houda  
CABINET KANJO KOITA

Bassambie Bationo  
BCEAO

Souadou Diagne Camara  
BCEAO

Cheikhou Dia  
RMA SÉNÉGAL

Ibrahima Diagne  
GAINDE 2000

Amadou Diouldé Diallo  
MINISTÈRE DE L'URBANISME ET  
DE L'ASSAINISSEMENT

Maciré Diallo  
SCP NDIAYE & DIAGNE,  
NOTAIRES ASSOCIÉS

Abdoul Agiz Dieng  
CENTRE DE GESTION AGRÉÉ DE  
DAKAR

Abdou Birahim Diop  
DIRECTION DU DEVELOPPEMENT  
URBAIN

Alassane Diop  
DP WORLD

Amadou Diop  
GAINDE 2000

Angelique Pouye Diop  
AGENCE CHARGÉE DE  
LA PROMOTION DE  
L'INVESTISSEMENT ET DES  
GRANDS TRAVAUX

Babacar Biram Diop  
CABINET BABACAR BIRAM DIOP

Fodé Diop  
ART INGÉNIERIE SUARL

Madjiuene Diop  
RMÁ SÉNÉGAL

Mohamed Abdoulaye Diop  
BOLLORÉ AFRICA LOGISTICS

Andrée Diop-Depret  
GA 2 D

Abdoulaye Drame  
CABINET ABDOULAYE DRAME

Fayg Fakry  
SCP SENGHOR & SARR,  
NOTAIRES ASSOCIÉS

Cheikh Fall  
CABINET D'AVOCAT CHEIKH FALL

Khadidja Fayeg Fall Cisse  
BCEAO

Bakary Faye  
BDS

Catherine Faye Diop  
ORDRE DES ARCHITECTES DU  
SÉNÉGAL

Sylvie Gomis  
SCP SENGHOR & SARR,  
NOTAIRES ASSOCIÉS

Papa Bathie Gueye  
RMA SÉNÉGAL

Mahaman Tahir Hamani  
BCEAO

Alioune Ka  
ÉTUDE SCP MES KA

Abdou Kader Konaté  
ARCHITECTE DPLG

Abdou Dialy Kane  
CABINET MAÎTRE ABDOU DIALY  
KANE

Mahi Kane  
PRICEWATERHOUSECOOPERS  
TAX & LEGAL SA

Mouhamed Kebe  
GENI & KEBE

Ousseynou Lagnane  
BDS

Moussa Mbacke  
ETUDE NOTARIALE MOUSSA  
MBACKE

Dame Mbaye  
TRANSFRET DAKAR

Birame Mbaye Seck  
DIRECTION DU DEVELOPPEMENT  
URBAIN

Ibrahima Mboj  
AVOCAT À LA COUR

Papa Albouy Ndao  
RMA SÉNÉGAL

Aly Mar Ndiaye  
COMMISSION DE RÉGULATION DU  
SECTEUR DE L'ÉLECTRICITÉ

Amadou Ndiaye  
CABINET D'AVOCAT CHEIKH FALL

Amadou Moustapha Ndiaye  
SCP NDIAYE & DIAGNE,  
NOTAIRES ASSOCIÉS

Elodie Dagheaux Ndiaye  
AGENCE CHARGÉE DE  
LA PROMOTION DE  
L'INVESTISSEMENT ET DES  
GRANDS TRAVAUX

Layti Ndiaye  
BOLLORÉ AFRICA LOGISTICS

Ndéné Ndiaye

Macodou Ndour  
CABINET MOCODOU NDOUR

Moustapha Ndoye  
CABINET MAITRE MOUSTAPHA  
NDOYE

Dominique Picard  
SOCIÉTÉ CIVILE  
PROFESSIONNELLE D'AVOCATS  
FRANÇOIS SARR & ASSOCIÉS

Herinjiva Tahirisoa  
Rakotonirina  
CABINET JOHN W. FFOOKS &  
CO., MEMBER OF BOWMAN  
GILFILLAN AFRICA GROUP

Babacar Sall  
BDS

Moussa Sanogo  
BCEAO

François Sarr  
SOCIÉTÉ CIVILE  
PROFESSIONNELLE D'AVOCATS  
FRANÇOIS SARR & ASSOCIÉS

Daniel-Sédar Senghor  
SCP SENGHOR & SARR,  
NOTAIRES ASSOCIÉS

Yaya Sow  
CADASTRE SENEGAL

Codou Sow-Seck  
GENI & KEBE

Traore Tamsir Ousmane  
TEX COURRIER

Dominique Taty  
PWC CÔTE D'IVOIRE

Ibra Thiombane  
CABINET JURAFRIK CONSEIL EN  
AFFAIRES (JCA)

Emmanuel Yehouessi  
BCEAO

#### **SERBIA**

PD ELEKTRODISTRIBUCIJA  
BEOGRAD D.O.O.

Jelena Adamovic  
HARRISON SOLICITORS

Ivana Ajdanic  
PRICA & PARTNERS LAW OFFICE

Milos Andjelkovic  
WOLF THEISS

Aleksandar Andrejic  
PRICA & PARTNERS LAW OFFICE

Vlada Babic  
AIR SPEED

Bojana Bregovic  
WOLF THEISS

Milan Brkovic  
ASSOCIATION OF SERBIAN  
BANKS

Milena Buha  
AJILON SOLUTIONS

Marina Bulatovic  
WOLF THEISS

Ana Čalić  
PRICA & PARTNERS LAW OFFICE

Jovan Ćirkovic  
HARRISON SOLICITORS

Vladimir Dabić  
THE INTERNATIONAL CENTER  
FOR FINANCIAL MARKET  
DEVELOPMENT

Vladimir Dasić  
BDK ATTORNEYS-AT-LAW

Simon Dayes  
CMS CAMERON MCKENNA

Uroš Djordjević  
ŽIVKOVIĆ & SAMARDŽIĆ LAW  
OFFICE

Jelena Kuveljic Dmitric  
LAW OFFICES ZEČEVIC & LUKIC

Veljko Dostanic  
MARIĆ, MALIŠIĆ & DOSTANIĆ  
O.A.D., CORRESPONDENT LAW  
FIRM OF GIDE LOYRETTE NOUËL

Dragan Draca  
PWC SERBIA

Jovana Gavrilovic  
PRICA & PARTNERS LAW OFFICE

Saša Gavrilović  
MARIĆ, MALIŠIĆ & DOSTANIĆ  
O.A.D., CORRESPONDENT LAW  
FIRM OF GIDE LOYRETTE NOUËL

Jelena Gaživoda  
LAW OFFICES JANKOVIĆ,  
POPOVIĆ & MITIĆ

Danica Gligorijević  
PRICA & PARTNERS LAW OFFICE

Ana Jankov  
BDK ATTORNEYS-AT-LAW

Milovan Jocovic  
BDK ATTORNEYS-AT-LAW

Nemanja Kačavenda  
A.D. INTEREUROPA, BELGRADE

Miodrag Klančnik  
MARIĆ, MALIŠIĆ & DOSTANIĆ  
O.A.D., CORRESPONDENT LAW  
FIRM OF GIDE LOYRETTE NOUËL

Vidak Kovacevic  
WOLF THEISS

Ivan Krsikapa  
NINKOVIĆ LAW OFFICE

Zach Kuvizic  
KUVIZIC & TADIC LAW OFFICE

Ruzica Macukat  
SERBIAN BUSINESS REGISTERS  
AGENCY

Miladin Maglov  
SERBIAN BUSINESS REGISTERS  
AGENCY

Rastko Malisic  
MARIĆ, MALIŠIĆ & DOSTANIĆ  
O.A.D., CORRESPONDENT LAW  
FIRM OF GIDE LOYRETTE NOUËL

Aleksandar Mančev  
PRICA & PARTNERS LAW OFFICE

Ines Matijević-Papulin  
HARRISON SOLICITORS

Aleksandar Mladenović  
IKRP ROKAS & PARTNERS

Marina Nikolic  
MORAVČEVIĆ, VOJNOVIĆ &  
ZDRAVKOVIĆ U SARADNJI SA  
SCHONHERR

Djordje Ninković  
NINKOVIĆ LAW OFFICE

Bojana Noskov  
WOLF THEISS

Jelena Obradović  
Živković & Samardžić Law  
Office

Zvonko Obradović  
SERBIAN BUSINESS REGISTERS  
AGENCY

Darija Ognjenović  
PRICA & PARTNERS LAW OFFICE

Igor Oljačić  
ADVOKATSKA KANCELARIJA  
OLJAČIĆ

Vladimir Perić  
PRICA & PARTNERS LAW OFFICE

Mihajlo Prica  
PRICA & PARTNERS LAW OFFICE

Ana Radivojević  
PWC SERBIA

Branka Rajcic  
PWC BOSNIA AND HERZEGOVINA

Mirjana Stankovic  
DEVELOPMENT CONSULTING  
GROUP

Dragana Stanojević  
USAID BUSINESS ENABLING  
PROJECT - BY CARDNO  
EMERGING MARKETS USA

Milica Stojanovic  
LAW OFFICES JANKOVIĆ,  
POPOVIĆ & MITIĆ

Petar Stojanović  
JOKSOVIC, STOJANOVIC AND  
PARTNERS

Robert Sundberg  
DEVELOPMENT CONSULTING  
GROUP

Ana Tomic  
JOKSOVIC, STOJANOVIC AND  
PARTNERS

Jovana Tomić  
ŽIVKOVIĆ & SAMARDŽIĆ LAW  
OFFICE

Vladislav Tomić  
PICARD KENTZ & ROWE LLP

Snežana Tosić  
SERBIAN BUSINESS REGISTERS  
AGENCY

Srećko Vujaković  
MORAVČEVIĆ, VOJNOVIĆ &  
ZDRAVKOVIĆ U SARADNJI SA  
SCHONHERR

Tanja Vukotić Marinković  
SERBIAN BUSINESS REGISTERS  
AGENCY

Miloš Vulić  
PRICA & PARTNERS LAW OFFICE

Miloš Živković  
ŽIVKOVIĆ & SAMARDŽIĆ LAW  
OFFICE

Igor Živkovski  
ŽIVKOVIĆ & SAMARDŽIĆ LAW  
OFFICE

## SEYCHELLES

ATTORNEY GENERAL'S  
CHAMBERS

COMPANY AND LAND REGISTRY

MINISTRY OF FINANCE, TRADE  
AND INVESTMENT

MINISTRY OF LABOUR  
AND HUMAN RESOURCES  
DEVELOPMENT

PUBLIC UTILITIES CORPORATION

SEYCHELLES NATIONAL  
PLANNING AUTHORITY

SEYCHELLES PORTS AUTHORITY

SEYCHELLES PUBLIC UTILITIES  
CORPORATION

SEYCHELLES REVENUE  
COMMISSION

Oliver Bastienne  
EY SEYCHELLES

Leslie Boniface  
COMPANY AND LAND REGISTRY

Lanka Dorby  
SEYCHELLES REGISTRAR  
GENERAL

FMS Egonda-Ntende  
SUPREME COURT OF  
SEYCHELLES

Alex Ellenberger  
ADD LOCUS ARCHITECTS LTD.

Conrad Lablache  
PARDIWALLA TWOMEY  
LABLACHE

Franky Madeleine  
SEYCHELLES LICENSING  
AUTHORITY

Malcolm Moller  
APPLEBY

Joe Morin  
MAHE SHIPPING CO. LTD.

Margaret Nourice  
STAMP DUTY COMMISSION

Brian Orr  
MEJ ELECTRICAL

Poonkhotthai Pillay  
EY SEYCHELLES

Serge Rouillon  
ATTORNEY-AT-LAW

Divino Sabino  
PARDIWALLA TWOMEY  
LABLACHE

Kieran B. Shah  
BARRISTER &  
ATTORNEY-AT-LAW

## SIERRA LEONE

NATIONAL REVENUE AUTHORITY

NATIONAL SOCIAL SECURITY  
AND INSURANCE TRUST

Amos Odame Adjey  
PWC GHANA

Gideon Aji-Owoo  
PWC GHANA

Abdul Akim Bangura  
ASSOCIATION OF CLEARING AND  
FORWARDING AGENCIES SIERRA  
LEONE

Mallay F. Bangura  
NATIONAL POWER AUTHORITY

Phillip Bangura  
BANK OF SIERRA LEONE

Cheryl Blake  
B&J PARTNERS

Beatrice Chaytor  
CHARIOT EIGHT

Leslie Theophilus Clarkson  
AHMRY SERVICES

Grace Coleridge-Taylor  
CHARIOT EIGHT

Abu Bakr Dexter  
E.E.C. SHEARS-MOSES & CO.

Ibrahim Dumbuya  
BANK OF SIERRA LEONE

Mariama Dumbuya  
RENNER THOMAS & CO., ADELE  
CHAMBERS

Momoh Dumbuya  
NATIONAL POWER AUTHORITY

Joseph Fofanah  
OFFICE OF THE ADMINISTRATOR  
AND REGISTRAR GENERAL  
(OARG)

Manilius Garber  
JARRETT-YASKEY, GARBER  
& ASSOCIATES: ARCHITECTS  
(JYGA)

Emilia Gbomor  
CLAS CONSULT LTD.

Olive Gooding Ajax  
CORPORATE AFFAIRS  
COMMISSION OF SIERRA LEONE

Ransford Johnson  
RENNER THOMAS & CO., ADELE  
CHAMBERS

Mariama Seray Kallay  
GOVERNMENT OF SIERRA LEONE

Alieyah Keita

Adekunle Milton King  
PETROLEUM DIRECTORATE

George Kwatia  
PWC GHANA

Peter Larvai  
BANK OF SIERRA LEONE

Millicent Lewis-Ojumu  
CLAS CONSULT LTD.

Michala Mackay  
CORPORATE AFFAIRS  
COMMISSION OF SIERRA LEONE

Corneleius Max-Williams  
DESTINY SHIPPING AGENCIES  
LTD.

Harold McCarthy  
NATIONAL POWER AUTHORITY

Mohamed Pa Momoh Fofanah  
EDRINA CHAMBERS

Sidney Ojumu  
CLAS CONSULT LTD.

John Dudley Okrafo-Smart  
CLAS CONSULT LTD.

Afolabi Oluwole  
CUSTOMERWORTH

Kargbo Santigie  
A+S BUSINESS CENTRE

Julia Sarkodie-Mensah  
JUDICIARY OF SIERRA LEONE

Nana Adjoa Anaisewa Sey  
PWC GHANA

Alpha Tejan-Jalloh  
TROPICAL AND ENVIRONMENTAL  
ASSOCIATES

Valisius Thomas  
ADVENT CHAMBERS

Mohamed Ahmad Tunis  
AHMRY SERVICES

Franklyn Williams  
SIERRA LEONE BUSINESS FORUM  
LTD.

Yada Williams  
YADA WILLIAMS AND ASSOCIATE

## SINGAPORE

ALLEN & GLEDHILL LLP

CHIP ENG SENG CORPORATION  
LTD.

ERNST & YOUNG

KONG HWA CHAN TRADING  
PTE. LTD.

RDC ARCHITECTS

SINGAPORE CUSTOMS

Lim Ah Kuan  
SP POWERGRID LTD.

Rachel Chan  
PAUL HYPE PAGE MANAGEMENT  
SERVICE PTE. LTD.

Shi-Chien Chia  
MINISTRY OF TRADE & INDUSTRY

Ng Chin Lock  
SP POWERGRID LTD.

Tit Min Chye  
KAN PENG CHIN LLC

Kamil Dada  
TETRAFLOW PTE LTD.

Denny Dunsford  
MINISTRY OF MANPOWER

Miah Fok  
CREDIT BUREAU SINGAPORE  
PTE. LTD.

Sandy Foo  
DREW NAPIER

Stephanie Kam  
MINISTRY OF TRADE & INDUSTRY

You Ying Karen Hsu  
WONG TAN & MOLLY LIM LLC

Soo How Koh  
PWC SINGAPORE

Wong Kum Hoong  
ENERGY MARKET AUTHORITY

K. Latha  
ACCOUNTING & CORPORATE  
REGULATORY AUTHORITY, ACRA

Yvonne Lay  
MINISTRY OF FINANCE

Lee Lay See  
RAJAH & TANN LLP

Eng Beng Lee  
RAJAH & TANN LLP

Ho Ming Lee  
ACCOUNTING & CORPORATE  
REGULATORY AUTHORITY, ACRA

James Leong  
STATE COURTS

Yik Wee Liew  
WONG PARTNERSHIP LLP

Carrie Lim  
PWC SINGAPORE

William Lim  
CREDIT BUREAU SINGAPORE  
PTE. LTD.

Joseph Liow  
STRAITS LAW

Madan Mohan  
YEO-LEONG & PEH LLC

Girish Naik  
PWC SINGAPORE

Sushil Nair  
DREW NAPIER

Beng Hong Ong  
WONG TAN & MOLLY LIM LLC

Shari Rasanayagam  
KINETICA PTE. LTD., IN  
ASSOCIATION WITH KELVIN CHIA  
PARTNERSHIP

Manoj Pillay Sandrasegara  
WONGPARTNERSHIP LLP

Douglas Tan  
STEVEN TAN PAC - MEMBER  
OF RUSSELL BEDFORD  
INTERNATIONAL

Hak Khoon Tan  
ENERGY MARKET AUTHORITY

Nicole Tang  
CREDIT BUREAU SINGAPORE  
PTE. LTD.

Siu Ing Teng  
SINGAPORE LAND AUTHORITY

Peck Wong  
STATE COURTS

Siew Kwong Wong  
ENERGY MARKET AUTHORITY

Jennifer Yeo  
YEO-LEONG & PEH LLC

Stefanie Yuen Thio  
TSMP LAW CORPORATION

### SLOVAK REPUBLIC

Martin Bednár  
HMG & PARTNERS, S.R.O.

Silvia Belovičová  
WHITE & CASE S.R.O.

Ján Budinský  
SLOVAK CREDIT BUREAU, S.R.O.

Peter Cavojský  
CLS ČA VOJSKÝ & PARTNERS,  
S.R.O.

Katarína Čechová  
ČECHOVÁ & PARTNERS S. R. O.

Kristína Čermáková  
PETERKA & PARTNERS

Tomas Cibula  
WHITE & CASE S.R.O.

Peter Drenka  
HAMALA KLUCH VÍGLASKÝ S.R.O.

Jan Dvorecký  
GREEN INTEGRATED LOGISTICS  
(SLOVAKIA) S.R.O.

Matúš Fojtl  
GEODESY, CARTOGRAPHY AND  
CADASTRE AUTHORITY OF THE  
SLOVAK REPUBLIC

Juraj Foltýn  
PETERKA & PARTNERS

Šimona Haláková  
ČECHOVÁ & PARTNERS S. R. O.

Roman Hamala  
HAMALA KLUCH VÍGLASKÝ S.R.O.

Peter Hodál  
WHITE & CASE S.R.O.

Veronika Hrušová  
PRK PARTNERS S.R.O.

Lucia Huntatová  
JNC LEGAL S.R.O.

Vladimír Ivanco  
WHITE & CASE S.R.O.

Miroslav Jalec  
ZÁPADOSLOVENSKÁ  
DISTRIBUČNÁ AS

Martin Kluch  
HAMALA KLUCH VÍGLASKÝ S.R.O.

Roman Konrad  
PROFINAM, S.R.O.

Miroslav Kopac  
NATIONAL BANK OF SLOVAKIA

Lukas Kralovic  
WHITE & CASE S.R.O.

Jaroslav Krupec  
PETERKA & PARTNERS

Soňa Lehocká  
ALIANCIAADVOKÁTOV AK, S.R.O.

Filip Lukáč  
HMG & PARTNERS, S.R.O.

Maria Malovcova  
PWC SLOVAKIA

Přemysl Marek  
PETERKA & PARTNERS

Nikoleta Molnárová  
CLS ČA VOJSKÝ & PARTNERS,  
S.R.O.

Jaroslav Nignansky  
JNC LEGAL S.R.O.

Andrea Olšovská  
PRK PARTNERS S.R.O.

Peter Ondrejka  
MINISTRY OF ECONOMY

Simona Rapavá  
WHITE & CASE S.R.O.

Ilyana Šaková  
ČECHOVÁ & PARTNERS S. R. O.

Gerta Sámelová-Flassiková  
ALIANCIAADVOKÁTOV AK, S.R.O.

Marek Samoš  
WHITE & CASE S.R.O.

Zuzana Satkova  
PWC SLOVAKIA

Christiana Serugova  
PWC SLOVAKIA

Katarína Simurdova  
PWC SLOVAKIA

Jakub Skaloš  
MINISTRY OF ECONOMY

Jaroslav Škubal  
PRK PARTNERS S.R.O.

Stanislava Valientová  
WHITE & CASE S.R.O.

Ondrej Vaňovič  
HMG & PARTNERS, S.R.O.

Otakar Weis  
PWC SLOVAKIA

Tomas Zahradník  
HMG & PARTNERS, S.R.O.

Dagmar Zúkalová  
ZUKALOVÁ - ADVOKÁTSKA  
KANCELÁRIA S.R.O.

### SLOVENIA

Marjan Babič  
AGENCY FOR PUBLIC LEGAL  
RECORDS AND RELATED  
SERVICES

Nataša Božovič  
BANK OF SLOVENIA

Lana Brlek  
PWC CROATIA

Markus Bruckmüller  
WOLF THEISS

Črtomir Brvar  
ENERGY AGENCY OF THE  
REPUBLIC OF SLOVENIA

Miodrag Dordevic  
SUPREME COURT OF THE  
REPUBLIC OF SLOVENIA

Mojca Fakin  
CMS REICH-ROHRWIG HAINZ

Alenka Gorenčič  
DELOITTE

Mira Goršič  
PWC SLOVENIA

Eva Gostisa  
LAW OFFICE JADEK & PENSE  
D.N.O. - O.P.

Hermína Govekar Vičič  
KREDITNI BIRO SISBON, D.O.O.

Damijan Gregorc  
LAW FIRM MIRO SENICA AND  
ATTORNEYS, D.O.O.

Damjana Iglič  
BANK OF SLOVENIA

Andraž Jadek  
LAW OFFICE JADEK & PENSE  
D.N.O. - O.P.

Andrej Jarkovič  
LAW FIRM JANEŽIČ & JARKOVIČ  
LTD.

Jernej Jeraj  
CMS REICH-ROHRWIG HAINZ

Sabina Jereb  
MINISTRY FOR ENVIRONMENTAL  
AND SPATIAL PLANNING

Ana Kavčič  
AGENCY FOR PUBLIC LEGAL  
RECORDS AND RELATED  
SERVICES

Lovro Kleindienst  
TRANSOCEAN SHIPPING

Miro Košak  
NOTARY OFFICE KOŠAK

Nina Kristarič  
LAW OFFICE JADEK & PENSE  
D.N.O. - O.P.

Tjaša Lahovnik  
ODVETNIKI ŠELIH & PARTNERJI

Borut Leskovec  
LAW OFFICE JADEK & PENSE  
D.N.O. - O.P.

Tanja Magister  
DELOITTE

Jera Majšel  
ODVETNIKI ŠELIH & PARTNERJI

Matjaž Miklavčič  
SODO D.O.O.

Mateja Mikloška  
ODVETNIKI ŠELIH & PARTNERJI

Bojan Mlaj  
ENERGY AGENCY OF THE  
REPUBLIC OF SLOVENIA

Mojca Muha  
LAW FIRM MIRO SENICA AND  
ATTORNEYS, D.O.O.

Evelina Novak  
PWC SLOVENIA

Pavle Pensa  
LAW OFFICE JADEK & PENSE  
D.N.O. - O.P.

Nataša Pipan Nahtigal  
ODVETNIKI ŠELIH & PARTNERJI

Bojan Podgoršek  
NOTARIAT

Marija Remic  
AGENCY FOR PUBLIC LEGAL  
RECORDS AND RELATED  
SERVICES

Kostanca Rettinger  
KREDITNI BIRO SISBON, D.O.O.

Marijana Risteovski  
PWC SLOVENIA

Ema Rode  
MINISTRY OF FINANCE

Patricija Rot  
LAW OFFICE JADEK & PENSE  
D.N.O. - O.P.

Sanja Savič  
DELOITTE

Bostjan Sedmak  
ATTORNEY OFFICE KOSMAC  
D.O.O.

Jaka Simončič  
LAW OFFICE JADEK & PENSE  
D.N.O. - O.P.

Andreja Škofič Klanjšček  
DELOITTE

Teja Skrt  
BDO SVETOVANJE D.O.O.

Zoran Skubic  
MINISTRY OF JUSTICE

Branka Španič  
LAW OFFICE JADEK & PENSE  
D.N.O. - O.P.

Rok Starc  
NOTARY OFFICE KOŠAK

Maja Stojko  
LAW FIRM MIRO SENICA AND  
ATTORNEYS, D.O.O.

Ana Terlep  
ODVETNIKI ŠELIH & PARTNERJI

Tilen Terlep  
ODVETNIKI ŠELIH & PARTNERJI

Melita Trop  
LAW FIRM MIRO SENICA AND  
ATTORNEYS, D.O.O.

Urša Volk  
AGENCY FOR PUBLIC LEGAL  
RECORDS AND RELATED  
SERVICES

Katja Wostner  
BDO SVETOVANJE D.O.O.

Nina Žefran  
DELOITTE

Alojž Zupančič  
CUSTOMS ADMINISTRATION OF  
THE REPUBLIC OF SLOVENIA

Tina Žvanut Mioč  
LAW OFFICE JADEK & PENSE  
D.N.O. - O.P.

### SOLOMON ISLANDS

Hugo Baulo  
SOLOMON ISLANDS PORTS  
AUTHORITY

Don Boykin  
PACIFIC ARCHITECTS LTD.

Anthony Fragier

Chris Harpa  
PACIFIC LAWYERS

Thomas Kama  
SOL - LAW

John Katahanas  
SOL - LAW

Mathew Korinihona  
SOLOMON ISLANDS ELECTRICITY  
AUTHORITY

Judah Kulabule  
SOLOMON ISLANDS PORTS  
AUTHORITY

Aaron Levine  
ASIAN DEVELOPMENT BANK

Veronica Manedika  
MINISTRY OF COMMERCE,  
INDUSTRY, LABOR AND  
IMMIGRATION

Wayne Morris  
MORRIS & SOJNOCKI  
CHARTERED ACCOUNTANTS

Norman Nicholls  
SOLOMON ISLANDS ELECTRICITY  
AUTHORITY

Haelo Pelu  
MINISTRY OF JUSTICE AND  
LEGAL AFFAIRS

Livingston Saepio  
HONIARA CITY COUNCIL  
D.O.O.

Leonard Sarii  
SPARK ELECTRICAL SERVICES

Martin B. Sam  
SOLOMON ISLANDS ELECTRICITY  
AUTHORITY

Gregory Joseph Sojnocki  
MORRIS & SOJNOCKI  
CHARTERED ACCOUNTANTS

Gerald Stengel  
TRADCO SHIPPING

John Sullivan  
SOL - LAW

Makario Tagini  
GLOBAL LAWYERS, BARRISTERS  
& SOLICITOR

Whitlam K. Togamae  
WHITLAM K TOGAMAE LAWYERS

Yolande Yates

Katalaini Ziru  
SOLOMON ISLANDS BAR  
ASSOCIATION

### SOUTH AFRICA

BIDVEST PANALPINA LOGISTICS

Nicolaos Akritidis  
PARADIGM ARCHITECTS

Ross Alcock  
ENS

Claire Barclay  
CLIFFE DEKKER HOFMEYER INC.

Lauren Barnett  
WERKSMANS INC.

Kobus Blignaut  
ATTORNEY

Lourens Botes  
DAMCO

Chantel Bredenhann  
WHITE & CASE LLP

Brendon Christian  
BUSINESS LAW BC

Beric Croome  
ENS

Haydn Davies  
WEBBER WENTZEL

Anneen De Jay  
WHITE & CASE LLP

Henk De Klerk  
DN FREIGHT

Gretchen de Smit  
ENS

Thulani Dyasi  
BOWMAN GILFILLAN INC.

Pieter Faber  
PWC SOUTH AFRICA

Elise Gibson  
GROSSKOPFF LOMBART  
HUYBERRECHTS & ASSOCIATES  
ARCHITECTS

Kim Goss  
BOWMAN GILFILLAN INC.

Anine Greeff  
TRANSUNION

Njabulo Hlophe  
WERKSMANS INC.

Christopher Holfeld  
WEBBER WENTZEL

Tobie Jordaan  
CLIFFE DEKKER HOFMEYER INC.

Lisa Koenig  
TRANSUNION

Leza Marie Kotzé  
SHEPSTONE & WYLIE

- Paul Lategan  
SHEPSTONE & WYLIE
- Johnathan Leibbrandt  
WEBBER WENTZEL
- Eric Levenstein  
WERKSMANS INC.
- Thomas Makamo  
RIVONINGO ENGINEERS
- Kyle Mandy  
PWC SOUTH AFRICA
- Ina Meiring  
WERKSMANS INC.
- Burton Meyer  
CLIFFE DEKKER HOFMEYR INC.
- Gabriel Meyer  
NORTON ROSE FULBRIGHT  
SOUTH AFRICA
- Katlego Mmuoe
- Sigwe Msimang  
BOWMAN GILFILLAN INC.
- Graeme Palmer  
GARLICKE & BOUSFIELD INC.
- Joshua Parbhu  
WHITE & CASE LLP
- Kwanele Radebe  
THE STANDARD BANK OF SOUTH  
AFRICA LIMITED
- Steve Raney  
WHITE & CASE LLP
- Philippa Reyburn  
ENS
- Lucinde Rhoodie  
CLIFFE DEKKER HOFMEYR INC.
- Lauren Richards  
BOWMAN GILFILLAN INC.
- Matthew Richards  
WHITE & CASE LLP
- Marc Schulman  
BOWMAN GILFILLAN INC.
- Dennis Seemela  
NATIONAL ENERGY REGULATOR  
OF SOUTH AFRICA (NERSA)
- Andres Sepp  
OFFICE OF THE CHIEF REGISTRAR  
OF DEEDS
- Richard Shein  
BOWMAN GILFILLAN INC.
- Alex Short  
WATERMARK AUDITORS  
INCORPORATED - MEMBER  
OF RUSSELL BEDFORD  
INTERNATIONAL
- David Short  
FAIRBRIDGES ATTORNEYS
- Archana Sinha  
RCS PVT. LTD. BUSINESS  
ADVISORS GROUP
- Arvind Sinha  
RCS PVT. LTD. BUSINESS  
ADVISORS GROUP
- Rajat Ratan Sinha  
RCS PVT. LTD. BUSINESS  
ADVISORS GROUP
- Riaan Stipp  
PWC SOUTH AFRICA
- Jane Strydom  
TRANSUNION
- Zarene van den Bergh  
PWC SOUTH AFRICA
- Dawid Van der Berg  
BDO
- Eleni Vassilopoulos  
NORTON ROSE FULBRIGHT  
SOUTH AFRICA
- Anastasia Vatalidis  
WERKSMANS INC.
- Allen West  
DEPARTMENT OF RURAL  
DEVELOPMENT AND LAND  
REFORM
- Gareth Williams-Wynn  
KARTER MARGUB & ASSOCIATES
- Kerri Wilson  
WEBBER WENTZEL
- Merwyn Wolder  
REDLOW SOLAR POWER
- Andrew Wood  
GROSSKOPFF LOMBART  
HUYBERECHTS & ASSOCIATES  
ARCHITECTS
- SOUTH SUDAN**  
SOUTHERN SUDAN ELECTRICITY  
CORPORATION
- Gabriel Aliga  
EQUITY BANK SOUTH SUDAN  
LTD.
- Roda Allison Dokolo  
LOMORO & CO. ADVOCATES
- Monyluak Alor Kuol  
LIBERTY ADVOCATES LLP
- Gabriel Isaac Awow  
MINISTRY OF JUSTICE
- Premal Bataviya  
INFOTECH GROUP
- Michael Fend  
SOUTH SUDAN ELECTRICITY  
COMPANY
- Biju Kumar MS  
BOLLORÉ AFRICA LOGISTICS
- Josepho Lokuku  
JOPHCO ENGINEERING AND  
CONSTRUCTION
- Robert Lwoki  
SOUTH SUDAN LAND  
COMMISSION
- Kris Mbaya  
UAP INSURANCE SUDAN LIMITED
- Ramadhan A.M. Mogga  
RAMADHAN & LAW ASSOCIATES
- Issa Muğamil  
JUBA ASSOCIATED ADVOCATES
- Hannington O. Ouko  
COOPERATIVE BANK OF SOUTH  
SUDAN
- Lomoro Robert Bullen  
LOMORO & CO. ADVOCATES
- Jeremaih Sauka  
MINISTRY OF JUSTICE
- Paul Wanambuko  
ACCOUNTANT
- SPAIN**  
Basilio Aguirre  
REGISTRO DE LA PROPIEDAD DE  
ESPAÑA
- David Alcobre Torre  
CONSIGNACIONES TORO &  
BETOLAZA, SA
- Angel Alonso Hernández  
URÍA & MENÉNDEZ, MEMBER OF  
LEX MUNDI
- José Luis Américo Sánchez  
GÓMEZ-ACEBO & POMBO  
ABOGADOS
- Ana Armijo  
ASHURST LLP
- Antonio Bautista  
CLEANERGETIC SEERS  
SOLUTIONS SLU
- Denise Bejarano  
PÉREZ - LLORCA
- Andrés Berral  
CLIFFORD CHANCE
- Vicente Bootello  
J&A GARRIGUES SLP
- Agustín Bou  
JAUSAS
- Laura Camarero  
BAKER & MCKENZIE
- Jesús Camy  
REGISTRO DE LA PROPIEDAD  
GRANADA 6
- Ignacio Castrillón Jorge  
IBERDROLA SA
- Lorenzo Clemente Naranjo  
J&A GARRIGUES SLP
- Juan Jose Corral Moreno  
CUATRECASAS, GONÇALVES  
PEREIRA
- Beatriz Corredor  
COLEGIO DE REGISTRADORES DE  
LA PROPIEDAD Y MERCANTILES  
DE ESPAÑA
- Miguel Cruz Amorós  
PWC SPAIN
- Guillermo De La Cruz García  
CONERSA - GRUPO PROINGEC
- Pelayo de Salvador Morell  
DESALVADOR REAL ESTATE  
LAWYERS
- Iván Delgado González  
PÉREZ - LLORCA
- Rossanna D'Onza  
BAKER & MCKENZIE
- Iván Escribano  
J&A GARRIGUES SLP
- Antonio Fernández  
J&A GARRIGUES SLP
- Luis Fernandez Del Pozo  
COLEGIO DE REGISTRADORES DE  
LA PROPIEDAD Y MERCANTILES  
DE ESPAÑA
- Idoya Fernandez Elorza  
CUATRECASAS, GONÇALVES  
PEREIRA
- Héctor Gómez Ferrero  
DLA PIPER SPAIN SL
- Silvia García  
DELOITTE ABOGADOS SL
- Ignacio García Errandonea  
J&A GARRIGUES SLP
- Borja García-Alamán  
J&A GARRIGUES SLP
- Ana Gómez  
MONEREO MEYER MARINEL-LO  
ABOGADOS
- Juan Ignacio Gomez Villa  
NOTARIO DE BILBAO
- Carlos Rueda  
Gómez-Calcerrada  
GÓMEZ-ACEBO & POMBO  
ABOGADOS
- Carlos González  
Gutierrez-Barquin  
ASOCIACIÓN ESPAÑOLA DE LA  
INDUSTRIA ELÉCTRICA
- Esther González Pérez  
URÍA & MENÉNDEZ, MEMBER OF  
LEX MUNDI
- Wenceslao Gracia Zubiri  
GRACIA CARABANTES  
ABOGADOS
- David Grasa Graell  
MONEREO, MEYER & MARINEL-  
LO ABOGADOS SLP
- Jorge Hernandez  
EQUIFAX IBERICA
- Carlos Hernández  
METROPOLITANA DE ADUANAS Y  
TRANSPORTES & ICONTAINERS.  
COM
- Gabriele Hofmann  
FOURLAW ABOGADOS
- Alejandro Huertas León  
J&A GARRIGUES SLP
- Jaime Llopis  
CUATRECASAS, GONÇALVES  
PEREIRA
- Marina Lorente  
J&A GARRIGUES SLP
- Alberto Lorenzo  
BANCO DE ESPAÑA
- Julio Isidro Logano  
LVA LUIS VIDAL + ARCHITECTS
- Diego Luis Luque Hurtado  
CAZORLA ABOGADOS, SLP
- Joaquín Macías  
ASHURST LLP
- Alberto Manganares  
ASHURST LLP
- Juan Carlos Marhuenda Gómez  
TLACORP
- Daniel Marín  
GÓMEZ-ACEBO & POMBO  
ABOGADOS
- Ignacio Martín Martín  
Fernández  
CAZORLA ABOGADOS, SLP
- Lidia Martínez  
URÍA & MENÉNDEZ, MEMBER OF  
LEX MUNDI
- Jorge Martín-Fernández  
CLIFFORD CHANCE
- Alberto Mata  
GÓMEZ-ACEBO & POMBO  
ABOGADOS
- José Manuel Mateo  
J&A GARRIGUES SLP
- Valentin Merino Lopeç  
VALENTIN MERINO  
ARQUITECTOS, SL.
- Alberto Monreal Lasheras  
PWC SPAIN
- Pedro Moreira  
SCA LEGAL
- Eva Mur Mestre  
PWC SPAIN
- Nicolás Nogueroles Peiró  
COLEGIO DE REGISTRADORES DE  
LA PROPIEDAD Y MERCANTILES  
DE ESPAÑA
- Alejandro Nuñez Jimenez  
CLEANERGETIC SEERS  
SOLUTIONS SLU
- Rafael Núñez-Lagos  
URÍA & MENÉNDEZ, MEMBER OF  
LEX MUNDI
- Teresa Nuño  
DLA PIPER SPAIN SL
- Álvaro Felipe Ochoa Pingón  
J&A GARRIGUES SLP
- Juan Oñate  
LINKLATERS
- Isabel Palacios  
CLIFFORD CHANCE
- Carla Palau Segura  
GÓMEZ-ACEBO & POMBO  
ABOGADOS
- Daniel Parejo Ballesteros  
J&A GARRIGUES SLP
- Julio Peralta de Arriba  
WHITE & CASE
- Maria Jose Perez Martin  
COLEGIO DE REGISTRADORES DE  
LA PROPIEDAD Y MERCANTILES  
DE ESPAÑA
- Carolina Posse  
GÓMEZ-ACEBO & POMBO  
ABOGADOS
- Ignacio Quintana  
PWC SPAIN
- Nelson Raposo Bernardo  
RAPOSO BERNARDO &  
ASSOCIADOS
- Maria Redondo  
BAKER & MCKENZIE
- Álvaro Rifá  
URÍA MENÉNDEZ
- Guillermo Rodrigo García  
CLIFFORD CHANCE
- Eduardo Rodríguez-Rovira  
URÍA & MENÉNDEZ, MEMBER OF  
LEX MUNDI
- Álvaro Rojo  
J&A GARRIGUES SLP
- Javier Romeu  
TIBA INTERNACIONAL SA
- Javier Rug Cerezo  
GRUPOTEC RENEWABLES
- Jaime Salvador  
RUSSELL BEDFORD ESPAÑA  
AUDITORES Y CONSULTORES SL  
- MEMBER OF RUSSELL BEDFORD  
INTERNATIONAL
- Eduardo Santamaría Moral  
J&A GARRIGUES SLP
- Ramón Santillán  
BANCO DE ESPAÑA
- Cristina Soler  
GÓMEZ-ACEBO & POMBO  
ABOGADOS
- Raimon Tagliavini  
URÍA MENÉNDEZ
- Francisco Téllez de Gregorio  
FOURLAW ABOGADOS
- Adrián Therý  
J&A GARRIGUES SLP
- Ivan Tintore Subirana  
METROPOLITANA DE ADUANAS Y  
TRANSPORTES & ICONTAINERS.  
COM
- Roberto Tojo Thomas de  
Carranga  
CLIFFORD CHANCE
- Victoriano Traviesso  
STEPINLAW SLP
- Alejandro Valls  
BAKER & MCKENZIE
- Juan Verdugo  
J&A GARRIGUES SLP
- Fernando Vives Ruig  
J&A GARRIGUES SLP
- SRI LANKA**  
Melissa Abeyasinghe  
TIRUCHELVAM ASSOCIATES
- Asanka Abeysekera  
TIRUCHELVAM ASSOCIATES
- Surangi Arawawala  
PWC SRI LANKA
- Pradeep Banduwansa  
COMMERCIAL BANK
- Senajith Dasanayake  
CEYLON ELECTRICITY BOARD
- Savantha De Saram  
D.L. & F. DE SARAM

Rupa Dheerasinghe  
CENTRAL BANK OF SRI LANKA

Manjula Ellepola  
F.J. & G. DE SARAM, MEMBER OF  
LEX MUNDI

Anjali Fernando  
F.J. & G. DE SARAM, MEMBER OF  
LEX MUNDI

Ayomi Fernando  
EMPLOYERS' FEDERATION OF  
CEYLON

P.N.R. Fernando  
COLOMBO MUNICIPAL COUNCIL

Ranil Gamage  
SUPER NEAT TECHNOLOGY  
PVT. LTD.

Lasantha Garusinghe  
TIRUCHELVAM ASSOCIATES

Jivan Goonetilleke  
D.L. & F. DE SARAM

Naomal Goonewardena  
NITHYA PARTNERS

Locana Gunaratna  
GUNARATNA ASSOCIATES

P. Mervyn Gunasekera  
LAN MANAGEMENT  
DEVELOPMENT SERVICE

Thilanka Namalie  
Haputhanthrie  
JULIUS & CREASY

Halin Hettigoda  
SAMPATH BANK PLC

M. Basheer Ismail  
DELOITTE

David Jacob  
DELLOGISTICS INTERNATIONAL  
PVT. LTD.

Jayantha Jayasekara  
COLOMBO MUNICIPAL COUNCIL

Sonali Jayasuriya-Rajapakse  
D.L. & F. DE SARAM

Shamalie Jayatunge  
TIRUCHELVAM ASSOCIATES

Sanjaya Jayawardene  
PROGRESSIVE DESIGN  
ASSOCIATES

Niral Kadawatharatchie  
FREIGHT LINKS INTERNATIONAL  
(PTE.) LTD.

Yudhishtan Kanagasabai  
PWC SRI LANKA

Charana Kanankegamage  
F.J. & G. DE SARAM, MEMBER OF  
LEX MUNDI

Neelakandan Kandiah  
NEELAKANDAN & NEELAKANDAN

Amila Karunaratne  
FREIGHT LINE INTERNATIONAL  
(PVT.) LTD.

Sankha Karunaratne  
F.J. & G. DE SARAM, MEMBER OF  
LEX MUNDI

Nihal Keppetipola  
SRI LANKA PORTS AUTHORITY

Janaka Lakmal  
CREDIT INFORMATION BUREAU  
LTD.

Ishara Madarasinghe  
F.J. & G. DE SARAM, MEMBER OF  
LEX MUNDI

Poorna Mendis

Fathima Amra Mohamed  
SUDATH PERERA ASSOCIATES

Ramani Muttettuwegama  
TIRUCHELVAM ASSOCIATES

Sumith Nandana  
TECHWELL ENGINEERING PVT.  
LTD.

Laila Nasru  
TIRUCHELVAM ASSOCIATES

Abirami Nithiananthan  
TIRUCHELVAM ASSOCIATES

Michael Paiva  
TIRUCHELVAM ASSOCIATES

Nirosha Peiris  
TIRUCHELVAM ASSOCIATES

Priyantha Peiris  
COLOMBO MUNICIPAL COUNCIL

Ravi Peiris  
EMPLOYERS' FEDERATION OF  
CEYLON

Dayaratne Perera  
COLOMBO MUNICIPAL COUNCIL

K.L.G. Thilak Perera  
DEPARTMENT OF CUSTOMS

Nissanka Perera  
PWC SRI LANKA

Sudath Perera  
SUDATH PERERA ASSOCIATES

Priyantha Punchihewa  
MIT CARGO PVT. LTD.

M. Puviharan  
DEPARTMENT OF CUSTOMS

S. Rajendran  
DEPARTMENT OF CUSTOMS

Hiranthi Ratnayake  
PWC SRI LANKA

Sanjeewanie Ratnayake  
CREDIT INFORMATION BUREAU  
LTD.

Mohamed Rigni  
SPEED INTERNATIONAL FREIGHT  
SYSTEMS LTD.

Nihal Rodrigo  
SRI LANKA EMPLOYEES' TRUST  
FUND DEPARTMENT

Shane Silva  
JULIUS & CREASY

Volya Siriwardana  
TIRUCHELVAM ASSOCIATES

Priya Sivagananathan  
JULIUS & CREASY

Bharatha Subasinghe  
D.P.R. CONSULTANTS PVT.  
LIMITED

A.H. Sumathipala  
NEELAKANDAN & NEELAKANDAN

Harshana Suriyapperuma  
SECURITIES & EXCHANGE  
COMMISSION OF SRI LANKA

J.M. Swaminathan  
JULIUS & CREASY

Bandula S. Tilakasena  
CEYLON ELECTRICITY BOARD

Neil Tissera  
COLOMBO MUNICIPAL COUNCIL

Dhanika Umagiliya  
AMARASURIYA ASSOCIATES

Shehara Varia  
F.J. & G. DE SARAM, MEMBER OF  
LEX MUNDI

G.G. Weerakkody  
COLOMBO MUNICIPAL COUNCIL

Charmalie Weerasekera  
LAWYER

Priyath B Wickrama  
SRI LANKA PORTS AUTHORITY

Jagath P. Wijeweera  
DEPARTMENT OF CUSTOMS

John Wilson  
JOHN WILSON PARTNERS

**ST. KITTS AND NEVIS**

Charlene Acquisto  
SCOTIABANK

Michella Adrien  
THE LAW OFFICES OF MICHELLA  
ADRIEN

Nicholas Brisbane  
BRISBANE O'GARRO ALVARANGA

Jan Dash  
LIBURD AND DASH

Marsha T. Henderson  
HENDERSON LEGAL CHAMBERS

Stanley Jacobs  
SKIPA

Damian E. S. Kelsick  
KELSICK, WILKIN AND  
FERDINAND

Mickia Mills  
NISBETTS

Adeola Moore  
INLAND REVENUE AUTHORITY

Jeffrey Nisbett  
NISBETTS

Nervin Rawlins  
INLAND REVENUE AUTHORITY

Heidi Lynn Sutton  
LAW OFFICES OF T.A.C.T. LIBURD  
& H.D. SUTTON

Warren Thompson  
CONSTRUCTION MANAGEMENT  
AND CONSULTING AGENCY INC.  
(CMCAI)

Larry Vaughan  
CUSTOMS AND EXCISE  
DEPARTMENT

Leonora Walwyn  
WALWYNLAW

**ST. LUCIA**

Michelle Anthony-Desir  
DU BOULAY, ANTHONY & CO.

Clive Antoine  
MINISTRY OF SUSTAINABLE  
DEVELOPMENT, ENERGY,  
SCIENCE AND TECHNOLOGY

Thaddeus M. Antoine  
TM ANTOINE PARTNERS

Oswald Augustin  
JOSEPH SHIPPING

Gerard Bergasse  
TROPICAL SHIPPING

Glenn Charlemagne  
SUPERIOR SHIPPING SERVICES

Willibald Charles  
BARON SHIPPING & BROKERAGE  
INC.

Sean Compton  
MELON|DESIGN:ARCHITECTURE

Swithin Donnelly  
MINISTRY OF ECONOMIC  
AFFAIRS, ECONOMIC PLANNING  
& NATIONAL DEVELOPMENT

Raquel Du Boulay-Chastanet  
DU BOULAY, ANTHONY & CO.

Brenda M. Duncan  
BDO ST. LUCIA

Kurt Elibox  
BLUEPRINT CONSTRUCTION LTD.

Barbara Eloi  
CARRIBEAN CARGO DC

Peter I. Foster  
PETER I. FOSTER & ASSOCIATES

Peterson D. Francis  
PETERSON D. FRANCIS  
WORLDWIDE SHIPPING &  
CUSTOMS SERVICES LTD.

Carol J. Gedeon  
CHANCERY CHAMBERS

Garth George  
ST. LUCIA ELECTRICITY  
SERVICES LTD.

Claire Greene-Malaykhan  
PETER I. FOSTER & ASSOCIATES

Claude Guillaume  
INTERISLAND ARCHITECTS AND  
PLANNERS

Shelda London  
WEST INDES SHIPPING &  
TRADING CO.

Cuthbert McDiarmed  
MINISTRY OF PHYSICAL  
PLANNING, HOUSING, AND  
URBAN RENEWAL

Stephen Mcnamara  
MCMAMARA & CO.

Richard Peterkin  
GRANT THORNTON

Trevor Philipe  
TREVOR PHILIP AGENCIES LTD.

Joanna Raynold-Arthurton  
MINISTRY OF PHYSICAL  
PLANNING, HOUSING, AND  
URBAN RENEWAL

Janelle Sagusingh  
TROPICAL SHIPPING

Catherine Sealys  
PROCUREMENT SERVICES  
INTERNATIONAL

Michael Sewordor  
MINISTRY OF COMMUNICATIONS,  
WORKS, TRANSPORT AND  
PUBLIC UTILITIES

Renee St. Rose  
PETER I. FOSTER & ASSOCIATES

Leandra Gabrielle Verneuil  
CHAMBERS OF JENNIFER REMY  
& ASSOCIATES

Andie Wilkie  
GORDON & GORDON CO.

**ST. VINCENT AND THE  
GRENADINES**

CENTRAL WATER AND  
SEWERAGE AUTHORITY

ST. VINCENT ELECTRICITY  
SERVICES LTD.

Michaela N. Ambrose  
BAPTISTE & CO. LAW FIRM

Kay R.A. Bacchus-Browne  
KAY BACCHUS-BROWNE  
CHAMBERS

Rene M. Baptiste  
BAPTISTE & CO. LAW FIRM

Allan P. Burke  
PERRY'S CUSTOMS AND  
SHIPPING AGENCY, LTD.

Mikhail A.X. Charles  
BAPTISTE & CO. LAW FIRM

Mira E. Commissiong  
EQUITY CHAMBERS

Jarand Cummings  
CARDINAL LAW FIRM

Stanley DeFreitas  
DEFREITAS & ASSOCIATES

Wilma Diaz de Gonsalves  
BDO EASTERN CARIBBEAN

Bernadine Dublin  
LABOUR DEPARTMENT

Theona R. Eligee-Stapleton  
COMMERCE & INTELLECTUAL  
PROPERTY OFFICE (CIPO)

Ralph Henry  
SCOTIABANK

Stanley John  
ELIZABETH LAW CHAMBERS

Errol E. Layne  
ERROL E. LAYNE CHAMBERS

Isaac Legair  
DENNINGS

Louisa Lewis-Ward  
PWC BARBADOS

Moulton Mayers  
MOULTON MAYERS ARCHITECTS

Martin Sheen  
COMMERCE & INTELLECTUAL  
PROPERTY OFFICE (CIPO)

Shelford Stowe  
MINISTRY OF HOUSING,  
INFORMAL HUMAN  
SETTLEMENTS, LANDS AND  
SURVEYS

**SUDAN**

Omer Abdel Ati  
OMER ABDEL ATI SOLICITORS

Ali Abdelrahman Khalil  
SHAMI, KHALIL & SIDDIG  
ADVOCATES

Wael Abdin  
SUDANESE COMMERCIAL LAW  
OFFICE

Yousif Abdulatif  
DARKA FOR TRADING &  
SERVICES CO. LTD.

Abdalla Abuheid  
ABDALLA A. ABUZEID &  
ASSOCIATES

Mohamed Ibrahim Adam  
DR. ADAM & ASSOCIATES

Al Fadel Ahmed Al Mahdi  
AL MAHDI LAW OFFICE

Ertman Ali  
CIASA

Mohanad Almkashfi  
CIASA

Abdalla Bashir Ibrahim Alataya  
MAHMOUD ELSHEIKH OMER &  
ASSOCIATES ADVOCATES

Awad Darwish  
DARKA FOR TRADING &  
SERVICES CO. LTD.

Alaa El Numan  
DARKA FOR TRADING &  
SERVICES CO. LTD.

Mohamed Elebodi  
CIASA

Ahmed M. Elhillali  
AMERICAN SUDANESE  
CONSULTING INC.

Hiba Elsayed Abdo  
MAHMOUD ELSHEIKH OMER &  
ASSOCIATES ADVOCATES

Asmaa Hamad Abdellatif  
MAHMOUD ELSHEIKH OMER &  
ASSOCIATES ADVOCATES

Elwaleed Hussein  
CIASA

Mohamed Ibrahim  
SOMARAIN ORIENTAL CO.

Ahmed Mahdi  
MAHMOUD ELSHEIKH OMER &  
ASSOCIATES ADVOCATES

Tariq Mahmoud El Sheikh Omer  
MAHMOUD ELSHEIKH OMER & ASSOCIATES ADVOCATES

Ghada Mahmoud Eljeedawi  
SOMARAIN ORIENTAL CO.

Amin Mekki Medani  
EL KARIB & MEDANI ADVOCATES

Amel Mohamed Shrif  
MAHMOUD ELSHEIKH OMER & ASSOCIATES ADVOCATES

Tariq Monim  
STRATEGY CONSULTANTS

Tariq Mubarak  
EL KARIB & MEDANI ADVOCATES

Abdulhakim Omar  
SDV LOGISTICS

Rayan Omer  
OMER ABDEL ATI SOLICITORS

Mohamed Alaaeldin Osman  
DARKA FOR TRADING & SERVICES CO. LTD.

Sayab Mohammed Osman Ibrahim Swar  
MAHMOUD ELSHEIKH OMER & ASSOCIATES ADVOCATES

Mahasin Siddig  
SHAMI, KHALIL & SIDDIG ADVOCATES

Marwa Taha  
SHAMI, KHALIL & SIDDIG ADVOCATES

Abdel Gadir Warsama Ghalib  
DR. ABDEL GADIR WARSAMA GHALIB & ASSOCIATES LEGAL FIRM

## SURINAME

AURORA ARCHITECTS

Kathleen Juanita Brandon  
ADVOCATENKANTOOR KRAAG

Sieglien Burleson  
COMPETITIVENESS UNIT  
SURINAME

G. Clide Cambridge  
PARAMARIBO CUSTOM BROKER & PACKER

Dennis Chandansingh  
DCA ACCOUNTANTS & CONSULTANTS

Anneke Chin-A-Lin  
NOTARIAAT ALEXANDER

Anoeschka Debipersad  
A.E. DEBIPERSAD & ASSOCIATES

Helen Doelwijt  
VERENIGING SURINAAMS BEDRIJFSLEVEN, SURINAME TRADE & INDUSTRY ASSOCIATION

Marcel K. Eyndhoven  
N.V. ENERGIEBEDRIJVEN SURINAME

Kenneth Foe A. Man  
SURIPRINT

Dirk Heave  
MINISTRY OF TRADE AND INDUSTRY

Siegfried Kenschwil  
KPMG

Susilkumar Gyandath  
Rudrepersad Khoen Khoen  
ACHARYA ADVOCATEN

Henk Naarendorp  
CHAMBER OF COMMERCE & INDUSTRY

Marcel Persad  
BDO ABRAHAMS RAUJMANN & PARTNERS

Frank E. M. Raijmann  
BDO ABRAHAMS RAUJMANN & PARTNERS

Natasja Robles  
VERENIGING SURINAAMS BEDRIJFSLEVEN, SURINAME TRADE & INDUSTRY ASSOCIATION

Adiel Sakoer  
N.V. GLOBAL EXPEDITION

Albert D. Soedamah  
LAWFIRM SOEDAMAH & ASSOCIATES

Radjen A. Soerdjbalie  
NOTARIAAT R.A. SOERDJBALIE

Silvano Tjong-Ahin  
MANAGEMENT INSTITUTE GLIS

Carol-Ann Tjon-Pian-Gi  
LAWYER & SWORN TRANSLATOR

Cindy Uden  
BDO ABRAHAMS RAUJMANN & PARTNERS

Milton van Brussel  
BDO ABRAHAMS RAUJMANN & PARTNERS

Jennifer van Dijk-Silos  
LAW FIRM VAN DIJK-SILOS

Dayenne Wielingen-Verwey  
VERENIGING SURINAAMS BEDRIJFSLEVEN, SURINAME TRADE & INDUSTRY ASSOCIATION

Andy B. Wong  
N.V. ENERGIEBEDRIJVEN SURINAME

Anthony Wong  
GENERAL CONTRACTORS ASSOCIATION OF SURINAME

## SWAZILAND

TRANSUNION ITC

Daniel Bediako  
KOBLA QUASHIE AND ASSOCIATES

Susanne DeBeer  
MNS GROUP

Musa Dlamini  
M.L. DLAMINI ATTORNEYS

Ray Dlamini  
BICON CONSULTING ENGINEERS

Veli Dlamini  
INTERFREIGHT PTY. LTD.

Mugikayise Dube  
SWAZILAND INVESTMENT PROMOTION AUTHORITY

John Earl Henwood  
CLOETE HENWOOD

Thulasigwe Clyde Hlophe  
OFFICE OF THE REGISTRAR  
SWAZILAND

Phumlile Tina Khoga  
SWAZILAND BUILDING SOCIETY

Andrew Linsey  
PWC SWAZILAND

Mangaliso Magagula  
MAGAGULA & HLOPHE

Nhlanhla Maphanga  
LANG MITCHELL ASSOCIATES

Sabelo Masuku  
MAPHANGA HOWE MASUKU NSIBANDE

Bongani Mtshali  
FEDERATION OF SWAZILAND EMPLOYERS AND CHAMBER OF COMMERCE

George Mgungu  
M&E CONSULTING ENGINEERS

Jerome Ndzigmandge  
FJ BUILDING CONSTRUCTION

Knox Nxumalo  
ROBINSON BERTRAM

Emmanuel Ofori  
KOBLA QUASHIE AND ASSOCIATES

Kobla Quashie  
KOBLA QUASHIE AND ASSOCIATES

José Rodrigues  
RODRIGUES & ASSOCIATES

Bongani Simelane  
MUNICIPAL COUNCIL OF MBABANE

John Thomson  
MORMOND ELECTRICAL CONTRACTORS

Bradford Mark Walker  
BRAD WALKER ARCHITECTS

**SWEDEN**

BILFINGER CONSTRUCTION

ROSCHIER SWEDEN

VATTENFALL ELDISTRIBUTION AB

Charles Andersson  
ASHURST ADVOKATBYRÅ AB

Bo Bergman  
STOCKHOLM CITY HALL

Mats Berter  
MAQS LAW FIRM

Helena Brännvall  
ADVOKATFIRMAN VINGE KB, MEMBER OF LEX MUNDI

Teodor Brissman  
ÖHRLINGS  
PRICEWATERHOUSECOOPERS AB

Alexander Broch  
ÖRESUNDS REDOVISNING AB

Laura Carlson  
STOCKHOLM UNIVERSITY, DEPARTMENT OF LAW

Åke Dahlqvist  
UC

Per Gustaf Ekbohm  
ASHURST ADVOKATBYRÅ AB

Isabelle Emanuelsson  
TIME ADVOKATBYRÅ

Johan Gregow  
ASHURST ADVOKATBYRÅ AB

Peder Hammarskiöld  
HAMMARSKJÖLD & CO.

Lars Hartzell  
ELMZELL ADVOKATBYRÅ AB, MEMBER OF IUS LABORIS

Elisabeth Heide  
ASHURST ADVOKATBYRÅ AB

Camilla Holmkvist  
ASHURST ADVOKATBYRÅ AB

James Hope  
ADVOKATFIRMAN VINGE KB, MEMBER OF LEX MUNDI

Erik Hyggrell  
WISTRAND ADVOKATBYRÅ

Jenny Jilmstad  
ASHURST ADVOKATBYRÅ AB

Magnus Johnsson  
ÖHRLINGS  
PRICEWATERHOUSECOOPERS AB

Mikael Klang  
ASHURST ADVOKATBYRÅ AB

Niklas Körling  
WISTRAND ADVOKATBYRÅ

Rikard Lindahl  
ADVOKATFIRMAN VINGE KB, MEMBER OF LEX MUNDI

Dennis Linden  
LANTMÄTERIET

Inger Lindhe  
LANTMÄTERIET

Christoffer Monell  
MANNHEIMER SWARTLING  
ADVOKATBYRÅ

Mikael Nelson  
TIME ADVOKATBYRÅ

Johan Nylander  
CMA SCANDINAVIA AB

Karl-Arne Olsson  
GÄRDE WESSLAU ADVOKATBYRÅ

Khatereh Ragagi  
MAQS LAW FIRM

Therese Såde  
ADVOKATFIRMAN VINGE KB, MEMBER OF LEX MUNDI

Bojana Saletic  
HAMMARSKJÖLD & CO.

Jesper Schönbeck  
ADVOKATFIRMAN VINGE KB, MEMBER OF LEX MUNDI

Gustav Ståhl  
BAKER & MCKENZIE

Albert Wällgren  
ADVOKATFIRMAN VINGE KB, MEMBER OF LEX MUNDI

Petter Wenehult  
ELMZELL ADVOKATBYRÅ AB, MEMBER OF IUS LABORIS

## SWITZERLAND

ERNST & YOUNG

HANDELSREGISTERAMT DES KANTONS

ZEK SWITZERLAND

Beat M. Barthold  
FRORIEP

Marc Bernheim  
STAIGER, SCHWALD & PARTNER LTD.

Sébastien Bettschart  
ABELS AVOCATS

Myriam Büchi-Bänteli  
PWC SWITZERLAND

Martin Burkhardt  
LENZ & STAHELIN

Massimo Calderan  
ALTENBURGER LTD. LEGAL AND TAX

Andrea Cesare Canonica  
SWISS CUSTOMS

Boudry Charles  
LALIVE

Sonia de la Fuente  
ABELS AVOCATS

Stefan Eberhard  
ABELS AVOCATS

Suzanne Eckert  
WENGER PLATTNER

Jana Essebier  
VISCHER AG

Robert Furter  
PESTALOZZI, MEMBER OF LEX MUNDI

Gaudenz Geiger  
STAIGER, SCHWALD & PARTNER LTD.

Riccardo Geiser  
ALTENBURGER LTD. LEGAL AND TAX

Debora Ghilardotti  
MOLINO ADAMI GALANTE

Olivier Hari  
SCHELLENBERG WITTMER

Nicolas Hergog  
NIEDERMANN RECHTSANWÄLTE

Jakob Hoehn  
PESTALOZZI, MEMBER OF LEX MUNDI

Ani Homberger  
LALIVE

Patrick Hünerwadel  
LENZ & STAHELIN

Sara Ianni  
VISCHER AG

David Jenny  
VISCHER AG

Mattias Johnson  
FRORIEP

Marina Joos  
LALIVE

Cyrill Kaeser  
LENZ & STAHELIN

Fabian Koch  
LENZ & STAHELIN

Michael Kramer  
PESTALOZZI, MEMBER OF LEX MUNDI

Yury Kudryavtsev  
AUDICONSULT SA - MEMBER OF RUSSELL BEDFORD INTERNATIONAL

Cédric Lenoir  
LALIVE

Armin Marti  
PWC SWITZERLAND

Barbara Meyer  
VISCHER AG

Andrea Molino  
MOLINO ADAMI GALANTE

Daniela Reinhardt  
PWC SWITZERLAND

Guy-Philippe Rubeli  
PESTALOZZI, MEMBER OF LEX MUNDI

Stefan Schmiedlin  
HUG SCHMIEDLIN SCHNYDER

Daniel Schmitz  
PWC SWITZERLAND

Urs Schuppisser  
KELLER ATTORNEYS-AT-LAW

Andreas Staubli  
PWC SWITZERLAND

Daniel Stuedler  
SWISSTOPO, DIRECTORATE FOR CADASTRAL SURVEYING

Beatrice Vetsch  
PWC SWITZERLAND

Jean-Paul Vulliétty  
LALIVE

Patrick Weber  
EKZ ELEKTRIZITÄTWERKE DES KANTONS ZÜRICH

Stefan Zangger  
BELGLOBE INTERNATIONAL LLC

## SYRIAN ARAB REPUBLIC

ERNST & YOUNG



Wadih Abou Nasr  
PWC LEBANON

Alina Achy  
PWC LEBANON

Mouağga Al Ashhab  
AUDITING CONSULTING  
ACCOUNTING CENTER

Bisher Al-Houssami  
AL-ISRAA INTERNATIONAL  
FREIGHT FORWARDER

Anas Alsaadi  
SYRIAN STRATEGIC THINK TANK  
RESEARCH CENTER

H. Altass  
DAMASCUS UNIVERSITY

Jamil Ammar  
SYRIAN STRATEGIC THINK TANK  
RESEARCH CENTER

Ghada Armali  
SARKIS & ASSOCIATES

Karen Baroud  
PWC LEBANON

Diaa Dannan  
TALAL ABU GHAZALEH LEGAL  
(TAG-LEGAL)

Mohammad Khaled Darwichel  
TALAL ABU GHAZALEH LEGAL  
(TAG-LEGAL)

Nada ElSayed  
PWC LEBANON

Anas Ghagi  
MEETHAK - LAWYERS &  
CONSULTANTS

Yagan Hosari  
CENTRAL BANK OF SYRIA

Mohammad Joumaa  
PWC LEBANON

Fadi Kardous  
KARDOUS LAW OFFICE

Mamon Katbeh  
CENTRAL BANK OF SYRIA

Randa Mofthah  
CENTRAL BANK OF SYRIA

Gabriel Oussi  
OUSSI LAW FIRM

Housam Safadi  
SAFADI BUREAU

Fadi Sarkis  
SARKIS & ASSOCIATES

#### TAIWAN, CHINA

GIBSIN ELECTRICAL  
CONSULTANCY

Mark Brown  
WINKLER PARTNERS

Victor I. Chang  
LCS & PARTNERS

Christine Chen  
WINKLER PARTNERS

Daniel Chen  
WINKLER PARTNERS

Edgar Y. Chen  
TSAR & TSAI LAW FIRM,  
MEMBER OF LEX MUNDI

Yo-Yi Chen  
FORMOSA TRANSNATIONAL

Chun-Yih Cheng  
FORMOSA TRANSNATIONAL

Chia Yi Chiang  
PRICewaterHOUSECOOPERS  
LEGAL

Chih-Hung Chiang  
MINISTRY OF INTERIOR

Ying-Che Chiu  
TAIPEI CITY GOVERNMENT

Dennis Chou  
VIA JUSTICE LAW OFFICES

May Chou  
APL

Philip T. C. Fei  
FEI & CHENG ASSOCIATES

Mark Harty  
LCS & PARTNERS

Sophia Hsieh  
TSAR & TSAI LAW FIRM,  
MEMBER OF LEX MUNDI

Barbara Hsu  
SDV LOGISTICS

Robert Hsu  
SDV LOGISTICS

Margaret Huang  
LCS & PARTNERS

Nicole Huang  
LCS & PARTNERS

T.C. Huang  
HUANG & PARTNERS

Charles Hwang  
YANGMING PARTNERS

Lin Jim  
TOPTech. ELECTRICAL  
CONSULTANT

Joan Jing  
PRICewaterHOUSECOOPERS  
LEGAL

Nathan Kaiser  
EIGER

Tğu-Di Kao  
TAIPEI CITY GOVERNMENT

Howard Kuo  
PWC TAIWAN

Kuo-Ching Lai  
JOINT CREDIT INFORMATION  
CENTER

En Fan Lan  
PRIMORDIAL LAW FIRM

Vivian Lee  
HUANG & PARTNERS

Yu Lee  
TAIPEI CITY GOVERNMENT

John Li  
LCS & PARTNERS

Che-Wei Liang  
JUDICIAL YUAN

Justin Liang  
BAKER & MCKENZIE

Lawrence Liao  
YANGMING PARTNERS

Jeffrey Lin  
JOINT CREDIT INFORMATION  
CENTER

Kien Lin  
JOINT CREDIT INFORMATION  
CENTER

Ming-Yen Lin  
DEEP & FAR,  
ATTORNEYS-AT-LAW

Nelson J. Lin  
HUANG & PARTNERS

Rich Lin  
LCS & PARTNERS

Sheau Chyng Lin  
PRIMORDIAL LAW FIRM

Jasmin Yen-Lin Liu  
FINANCIAL SUPERVISORY  
COMMISSION, BANKING BUREAU

Kang-Shen Liu  
LEXCEL PARTNERS

Chung Pi Luan  
MINISTRY OF INTERIOR

Joseph Ni  
GOOD EARTH CPA

Lawrence S. Ong  
PRICewaterHOUSECOOPERS  
LEGAL

Patrick Pai-Chiang Chu  
LEE AND LI, ATTORNEYS-AT-LAW

Jin-Fang Pun  
CHEN, SHYUU & PUN

Lloyd Roberts  
EIGER

Tanya Y. Teng  
HUANG & PARTNERS

Bee Leay Teo  
BAKER & MCKENZIE

Alex Tsai  
EIGER

C.F. Tsai  
DEEP & FAR,  
ATTORNEYS-AT-LAW

David Tsai  
LEXCEL PARTNERS

Eric Tsai  
PRICewaterHOUSECOOPERS  
LEGAL

Rita Tsai  
APL

Felix Wang  
YANGMING PARTNERS

Richard Watanabe  
PWC TAIWAN

Ja Lin Wu  
NATIONAL DEVELOPMENT  
COUNCIL

Pei-Yu Wu  
BAKER & MCKENZIE

Alex Yeh  
LCS & PARTNERS

#### TAJIKISTAN

CIBT - CREDIT INFORMATION  
BUREAU IN TAJIKISTAN

Bakhtiyor Abdulloev  
ABM TRANS SERVICE LLC

Zulfiya Akchurina  
GRATA LAW FIRM

Atabek Akhmedov  
GRATA LAW FIRM

Ilhom Amirhonov  
ABM TRANS SERVICE LLC

Khujanazar Aslamshoev  
COLIBRI LAW FIRM

Amirbek Agizov  
MINISTRY OF LABOR & SOCIAL  
PROTECTION

Denis Bagrov  
COLIBRI LAW FIRM

Jienschok Bukhariev  
ASIAN DEVELOPMENT BANK

Ashraf Sharifovich Ikromov  
DELTA INVEST STROY

Elena Kaeva  
PWC KAZAKHSTAN

Assel Khamgina  
PWC KAZAKHSTAN

Alisher Khoshimov  
COLIBRI LAW FIRM

Larisa Kislyakova  
ABBAT ASSOCIATION

Shirinbek Mliikbekov  
COLIBRI LAW FIRM

Kamoliddin Mukhamedov  
GRATA LAW FIRM

Takhir Nabiev  
AITEN CONSULTING GROUP

Rustam Nagrsho  
NAZRISHO & MIRZOEV LAW  
FIRM LLC

Aloviddin Nosirov  
GERMAN TECHNICAL  
COOPERATION

Firdavs S. Mirgoev  
NAZRISHO & MIRZOEV LAW  
FIRM LLC

Emin Sanginov  
MINISTRY OF LABOR & SOCIAL  
PROTECTION

Tatyana Savinykh  
PWC KAZAKHSTAN

Marina Shamilova  
LEGAL CONSULTING GROUP

Takdir Sharifov  
ASSOCIATION OF ANTI CRISIS  
MANAGERS

Shergod Sodatkadamov  
NAZRISHO & MIRZOEV LAW  
FIRM LLC

Aliya Utegaliyeva  
PWC KAZAKHSTAN

Abdurakhmon Yuldoshev  
MINISTRY OF LABOR & SOCIAL  
PROTECTION

Orif Zakirov  
DEGERTAJ

#### TANZANIA

Ofotsu A. Tetteh-Kujorjie  
MKONO & CO. ADVOCATES

Patrick Ache  
MKONO & CO. ADVOCATES

Zukra Ally  
PWC TANZANIA

Said Athuman  
TANZANIA REVENUE AUTHORITY

Magori Cosmas Magori  
TRADE FACILITATION UNIT,  
CUSTOMS

Christopher Giattas  
REXATTORNEYS

Hanif Habib  
HANIF HABIB & CO. -  
CORRESPONDENT OF RUSSELL  
BEDFORD INTERNATIONAL

Asma Hilal  
CRB AFRICA LEGAL

Sujata Jaffer  
PKF ACCOUNTANTS & BUSINESS  
ADVISOR TANZANIA

Johnson Jasson  
JOHNSON JASSON &  
ASSOCIATES ADVOCATES

Edward John Urjo  
TANZANIA FREIGHT  
FORWARDERS ASSOCIATION

Davith Kahwa  
CREDITINFO TANZANIA LIMITED

Kamanga Wilbert Kapinga  
MKONO & CO. ADVOCATES

Wilbert B. Kapinga  
MKONO & CO. ADVOCATES

Mary Kwarteng  
PWC TANZANIA

Adam Lovett  
NORTON ROSE FULBRIGHT

Victoria Ljimo Makani  
VELMA LAW

Siri A. Malai  
MALAI FREIGHT FORWARDERS  
LTD.

Lawrence Masha  
ISHENGOMA, KARUME, MASHA &  
MAGAI ADVOCATES

Henry Sato Massaba  
M&A ATTORNEYS

Jafari Mbaye  
PWC TANZANIA

Nimrod Mkono  
MKONO & CO. ADVOCATES

Steven Mlote  
ENGINEERS REGISTRATION  
BOARD

George Mpeli Kilindu  
REXATTORNEYS

Ali Mufuruki  
INFOTECH INVESTMENT GROUP

Carolyn Muro  
REXATTORNEYS

Shabani Mwatawala  
PSM ARCHITECTS CO. LTD.

Maningo Nassoro  
PRIME MINISTER'S OFFICE

Raymond Ngatuni  
REXATTORNEYS

Alex Thomas Nguluma  
REXATTORNEYS

Cyril Peshu  
CRB AFRICA LEGAL

Deogratius Rutabanzibwa  
BREVIS CONSULTS

Charles R.B. Rwechungura  
CRB AFRICA LEGAL

Pendo Shamte  
CRB AFRICA LEGAL

Eve Hawa Sinare  
REX CONSULTING LIMITED

Aisha Ally Sinda  
MKONO & CO. ADVOCATES

David Tarimo  
PWC TANZANIA

Jacqueline Tarimo  
MKONO & CO. ADVOCATES

Regis Tissier  
BOLLORÉ AFRICA LOGISTICS

#### THAILAND

Janist Aphornratana  
PWC THAILAND

Chanakarn Boonyasith  
SIAM CITY LAW OFFICES LTD.

Somsak Bumroongwad  
METROPOLITAN ELECTRICITY  
AUTHORITY

Thunyporn Chartisathian  
DFDL

Chinnavat Chinsangaram  
WEERAWONG, CHINNAVAT &  
PEANGPANOR LTD.

Sirijitt Choosak  
SIAM CITY LAW OFFICES LTD.

Suphakorn Chueabunchai  
CHANDLER & THONG-EK

Paul Connelly  
INTERNATIONAL LEGAL  
COUNSELLORS THAILAND  
LIMITED (ILCT)

Frederic Favre  
VOVAN & ASSOCIES

Seetha Gopalakrishnan  
PWC THAILAND

Yothin Intaraprasong  
CHANDLER & THONG-EK

Muncharee Ittipalin  
APL

- Kanok Jullamon  
THE SUPREME COURT OF THAILAND
- Nuttinee Kaewsard  
NATIONAL CREDIT BUREAU CO. LTD.
- Siri Lerdsirison  
VOVAN & ASSOCIES
- Panupas Likittanasombat  
PWC THAILAND
- Sakchai Limsiripothong  
WEERAWONG, CHINNAVAT & PEANGPANOR LTD.
- Anuwat Ngamprasertkul  
PWC THAILAND
- Surapol Opatation  
NATIONAL CREDIT BUREAU CO. LTD.
- Tanadee Pantumkoman  
CHANDLER & THONG-EK
- Thawatchai Pittayasophon  
SECURITIES AND EXCHANGE COMMISSION
- Ratana Poonsombudlert  
CHANDLER & THONG-EK
- Cynthia M. Pornavalai  
TILLEKE & GIBBINS
- Kanya Pujusamai  
THAI CONTRACTORS ASSOCIATION UNDER H.M. THE KING'S PATRONAGE
- Chinnavit Putanapibul  
SIAM CITY LAW OFFICES LTD.
- Rangsima Rattana  
LEGAL EXECUTION DEPARTMENT
- Thavorn Rujivanarom  
PWC THAILAND
- Kunal Sachdev  
DFDL
- Maythawee Sarathai  
MAYER BROWN JSM
- Somchai Sathiramongkolkul  
PRICEWATERHOUSECOOPERS LEGAL & TAX CONSULTANTS LIMITED
- Alexander James Seeley  
INTERNATIONAL LEGAL COUNSELLORS THAILAND LIMITED (ILCT)
- Kraisorn Singharajwarapan  
LEGAL EXECUTION DEPARTMENT
- Kowit Somwaiya  
LAWPLUS LTD.
- Kaittipat Sonchareon  
BANGKOK METROPOLITAN ADMINISTRATION
- Audray Souche  
DFDL
- Picharn Sukparangsee  
SIAM CITY LAW OFFICES LTD.
- Kesara Summacarava  
MAYER BROWN JSM
- Luxsiri Supakijjanusorn  
SIAM CITY LAW OFFICES LTD.
- Siripong Supakijjanusorn  
PRICEWATERHOUSECOOPERS LEGAL & TAX CONSULTANTS LIMITED
- Sodsruang Suvarnakuta  
PWC THAILAND
- Naddaporn Suwanvajakkasikij  
LAWPLUS LTD.
- Hunt Talmage  
CHANDLER & THONG-EK
- Paisan Tulapornpipat  
BLUE OCEAN LOGISTICS CO., LTD.
- Chunant Tunhapran  
METROPOLITAN ELECTRICITY AUTHORITY
- Pleotian Uttarachai  
SIAM CITY LAW OFFICES LTD.
- Sutharm Valaisathien  
INTERNATIONAL LEGAL COUNSELLORS THAILAND LIMITED (ILCT)
- Pattara Vasinwatanapong  
VICKERY & WORACHAI LTD.
- Harold K. Vickery Jr.  
VICKERY & WORACHAI LTD.
- Athicha Vuttiviroj  
MAYER BROWN JSM
- Wasantachai Watanavongvisudhi  
INTERNATIONAL LEGAL COUNSELLORS THAILAND LIMITED (ILCT)
- Patcharaporn Wechayasopon  
SIAM CITY LAW OFFICES LTD.
- Auradee P. Wongsaraj  
CHANDLER & THONG-EK
- Ahmet Yesilkaya  
TILLEKE & GIBBINS
- Somchai Yungkarn  
CHANDLER & THONG-EK
- TIMOR-LESTE**  
BANCO CENTRAL DE TIMOR-LESTE (BCTL)  
MINISTRY OF FINANCE
- Henrique Araujo Sobreira  
MIRANDA CORREIA AMENDOEIRA & ASSOCIADOS
- Andreia Bento Simões  
MIRANDA CORREIA AMENDOEIRA & ASSOCIADOS
- Luis Carvalho  
ENGIPO
- Joel Castro de Abreu  
CRA TIMOR
- Catarina Cunha  
MIRANDA CORREIA AMENDOEIRA & ASSOCIADOS - SOCIEDADE DE ADVOGADOS RL
- Joana Custóias  
MIRANDA CORREIA AMENDOEIRA & ASSOCIADOS
- Brigida da Silva  
CUSTOMS, MINISTRY OF FINANCE
- Anthony Frazier
- João Galamba de Oliveira  
WONG ALLIANCE
- Alejandro Garcia  
CUSTOMS, MINISTRY OF FINANCE
- Renato Guerra de Almeida  
MIRANDA CORREIA AMENDOEIRA & ASSOCIADOS
- Eusebio Guterres  
UNIDO BUSINESS REGULATORY CONSULTANT
- Zeca Guterres  
SDV LOGISTICS
- Aaron Levine  
ASIAN DEVELOPMENT BANK
- Alexander Lukito  
PWC INDONESIA
- Helena Madeira  
LAWYER
- Roberto Monteiro  
SDV LOGISTICS
- Vega Ramadhan  
PWC INDONESIA
- Ricardo Silva  
MIRANDA CORREIA AMENDOEIRA & ASSOCIADOS
- Duarte Simões Carneiro  
CRA TIMOR
- Jose Teixeira  
DA SILVA TEIXEIRA & ASSOCIADOS, LDA
- Christiara Tiffani  
PWC INDONESIA
- Tim Robert Watson  
PWC INDONESIA
- TOGO**  
AGENCE EPAUC NOUVELLE DIRECTION DES SERVICES TECHNIQUE DE LA MAIRIE
- Folly Adama  
CABINET AQUAREBURU AND PARTNERS
- Jean-Marie Adenka  
CABINET ADEINKA
- Mensah Adje  
AQUAREBURU AND PARTNERS CABINET D'AVOCATS
- Kokou Gadémon Agbessi  
CABINET LUCREATIF
- Franck Akakpo  
MAERSK LINE
- Martial Akakpo  
SCP MARTIAL AKAKPO ET ASSOCIÉS
- Nicolas Kossi Akidjetan  
ORDRE NATIONAL DES ARCHITECTES DU TOGO (ONAT)
- Richard Kowovi A.  
Akpoto-Kougblenou STUDIO ALPHA A.I.C.
- Prosper Gato Amegnido  
GROUPE GATO
- Coffi Alexis Aquareburu  
AQUAREBURU AND PARTNERS CABINET D'AVOCATS
- Cécile Assogbavi  
ETUDE NOTARIALE ASSOGBAVI
- Sylvanus Dodji Awutey  
CABINET LUCREATIF
- Apow K. Bakoh  
AQUAREBURU AND PARTNERS CABINET D'AVOCATS
- Bassambie Bationo  
BCEAO
- Sockna Diaby  
PWC CÔTE D'IVOIRE
- Koffi Joseph Dogbevi  
CABINET LUCREATIF
- Komi Simon Dogbo  
MAERSK LINE
- Yvette A. Ehonam Gamisso  
Yevenou AQUAREBURU AND PARTNERS CABINET D'AVOCATS
- Mahaman Tahir Hamani  
BCEAO
- Komlan Houssin  
SCP MARTIAL AKAKPO ET ASSOCIÉS
- Atchroe Leonard Johnson  
SCP AQUAREBURU & PARTNERS
- Molgah Kadjaka-Abougnima  
CABINET DE NOTAIRE KADJAKA-ABOUGNIMA
- Amatékoé Kangni  
SCP MARTIAL AKAKPO ET ASSOCIÉS
- Vitalice Kangni  
SCP MARTIAL AKAKPO ET ASSOCIÉS
- Bleounou Komlan  
CABINET D'AVOCAT
- Emmanuel Mamlan  
SCP MARTIAL AKAKPO ET ASSOCIÉS
- Adeline Messou  
PWC CÔTE D'IVOIRE
- Yawovi Negbegble  
AUTORITÉ DE RÉGLEMENTATION DU SECTEUR DE L'ELECTRICITÉ
- Adoko Pascal  
TRIANGLE CONSTRUCTEUR
- Olivier Pedanou  
CABINET LUCREATIF
- Venance Père  
LCA
- Herinjiva Tahirsoa  
Rakotonirina  
CABINET JOHN W. FFOOKS & CO., MEMBER OF BOWMAN GILFILLAN AFRICA GROUP
- Sariaka Randrianarisoa  
CABINET JOHN W. FFOOKS & CO., MEMBER OF BOWMAN GILFILLAN AFRICA GROUP
- Moussa Sanogo  
BCEAO
- Diagne Souadou  
BCEAO
- Dominique Taty  
PWC CÔTE D'IVOIRE
- Inès Magalo Tekpa  
CABINET LUCREATIF
- Fousséni Traoré  
PWC CÔTE D'IVOIRE
- Emmanuel Yehouessi  
BCEAO
- Edem Zotchi  
SCP MARTIAL AKAKPO ET ASSOCIÉS
- TONGA**  
RT. HON. LORD DALGETY OF THE ELECTRICITY COMMISSION
- Delores Elliott  
DATA BUREAU (TONGA) LIMITED
- Taniela Fonna  
KRAMER AUSENCO TONGA
- Anthony Frazier
- Taniela Kula  
MINISTRY OF LANDS, SURVEY, NATURAL RESOURCES & ENVIRONMENT
- Fisilau Leone  
ITS PACIFIC ENGINEERING CONSULTANTS
- James Lutui  
CROWN LAW
- Salesi Mataele  
OCEANTRANZ TONGA LTD.
- Laki M. Niu  
LAKI NIU OFFICES
- Jemma San Jose  
ELECTRICITY COMMISSION
- Daphney Stone  
INLAND REVENUE TONGA
- Tuipulotu Taufouou  
DATELINE TRANS-AM SHIPPING
- Vaimoana Taukolo  
MINISTRY OF COMMERCE, TOURISM AND LABOUR
- Fine Tohi  
DATELINE TRANS-AM SHIPPING
- Lesina Tonga  
LESINA TONGA LAW FIRM
- Distquaine P. Tu'ihalamaka  
MINISTRY OF COMMERCE, TOURISM AND LABOUR
- Petunia Tupou  
FUNGATEIKI LAW OFFICE
- Lepaola B. Vaea  
INLAND REVENUE TONGA
- Mele Vunipola  
MINISTRY OF COMMERCE, TOURISM AND LABOUR
- Dianna Warner  
SKIP'S CUSTOM JOINERY LTD.
- TRINIDAD AND TOBAGO**  
PWC
- REGULATED INDUSTRIES COMMISSION
- Christopher Alexander  
PHOENIX LOGISTICS (TRINIDAD) LTD.
- Rene Austin  
TRINIDAD & TOBAGO ELECTRICITY COMMISSION
- Angelique Bart  
M. HAMEL-SMITH & CO., MEMBER OF LEX MUNDI
- Andre Bass  
THE FAST FREIGHT GROUP
- Marlon Beharry  
MINISTRY OF TRADE, INDUSTRY AND INVESTMENT
- Tiffany Castillo  
M. HAMEL-SMITH & CO., MEMBER OF LEX MUNDI
- Thomas Escalante  
TRANSUNION
- Hadyn-John Gadsby  
J.D. SELLIER & CO.
- Glenn Hamel-Smith  
M. HAMEL-SMITH & CO., MEMBER OF LEX MUNDI
- Melissa Inglefield  
M. HAMEL-SMITH & CO., MEMBER OF LEX MUNDI
- Randall Karim  
MINISTRY OF TRADE, INDUSTRY AND INVESTMENT
- Bijili Lalla  
K. R. LALLA & COMPANY
- Sunil Laloo  
LAWYER
- Mariella Lange  
HSMdT LTD.
- Marlon Leben  
ASSOCIATED BRANDS INDUSTRIES LTD.
- Marcia Leonard  
THE FAST FREIGHT GROUP
- Orrisha Maharajh  
JOHNSON, CAMACHO & SINGH
- Nassim Mohammed  
ERNST & YOUNG
- Sheldon Mycoo  
SYNOVATIONS LIMITED
- Marjorie Nunez  
LEX CARIBBEAN
- Kevin Nurse  
JOHNSON, CAMACHO & SINGH

Donna Phillips  
BROKERAGE SOLUTION

Sonji Pierre Chase  
JOHNSON, CAMACHO & SINGH

Fanta Punch  
M. HAMEL-SMITH & CO.,  
MEMBER OF LEX MUNDI

Alvin Ramsaran  
TRINIDAD & TOBAGO  
ELECTRICITY COMMISSION

Kelvin Ramsook  
TRINIDAD & TOBAGO  
ELECTRICITY COMMISSION

Myrna Robinson-Walters  
M. HAMEL-SMITH & CO.,  
MEMBER OF LEX MUNDI

Alice Salandy  
GSAL DESIGNS LTD.

Gregory Salandy  
GSAL DESIGNS LTD.

Arun Seenath  
DELOITTE

Nicholas Sinanan  
JOHNSON, CAMACHO & SINGH

Neshan Singh  
MINISTRY OF TRADE, INDUSTRY  
AND INVESTMENT

Stephen A. Singh  
JOHNSON, CAMACHO & SINGH

Jonathan Walker  
M. HAMEL-SMITH & CO.,  
MEMBER OF LEX MUNDI

Turkessa Warwick  
BROKERAGE SOLUTION

Dion Wilson  
THE UNIVERSITY OF WEST  
INDIES

#### TUNISIA

Adly Bellagha  
ADLY BELLAGHA & ASSOCIATES

Hend Ben Achour  
ADLY BELLAGHA & ASSOCIATES

Wassim Ben Mahmoud  
ARCHITECT

Amel Ben Rahal  
BANQUE CENTRALE DE TUNISIE

Abdefetah Benahji  
FERCHIOU & ASSOCIÉS

Peter Bismuth  
TUNISIE ELECTRO TECHNIQUE

Salaheddine Caid Essebsi  
CAID ESSEBSI AND PARTNERS  
LAW FIRM

Riadh Chabbout  
ARCHITECT

Elyes Chafter  
CHAFTER RAOUADI LLP

Zine el Abidine Chafter  
CHAFTER RAOUADI LLP

Abdelmalek Dahmani  
DAHMANI TRANSIT  
INTERNATIONAL

Mohamed Derbel  
BDO

Mohamed Latfi El Ajeri  
EL AJERI LAWYERS, PARTENAIRE  
DE DS AVOCATS

Wafa Essayeh  
PWC TUNISIA

Abderrahmen Fendri  
PWC TUNISIA

Yessine Ferah  
F&A LAW FIRM

Noureddine Ferchou  
FERCHIOU & ASSOCIÉS

Slim Gargouri  
CPA

Samah Ghrab  
CAF JURIDIQUE ET FISCAL SARL

Anis Jabnoun  
GIDE LOYRETTE NOUEL, MEMBER  
OF LEX MUNDI

Badis Jedidi  
GIDE LOYRETTE NOUEL, MEMBER  
OF LEX MUNDI

Sami Kallel  
KALLEL & ASSOCIATES

Mabrouk Maalaoui  
PWC TUNISIA

Dina Magroun  
EL AJERI LAWYERS, PARTENAIRE  
DE DS AVOCATS

Sarah Mebogaa  
COMETE ENGINEERING

Radhi Meddeb  
COMETE ENGINEERING

Faouzi Mili  
MILI AND ASSOCIATES

Adel Mokhtar  
HORIZONS MARITIMES

Mohamed Taieb Mrabet  
BANQUE CENTRALE DE TUNISIE

Imen Noura  
CONSERVATION FONCIERE  
TUNISIA

Olfa Othmane  
BANQUE CENTRALE DE TUNISIE

Habiba Raouadi  
CHAFTER RAOUADI LLP

Sahbi  
SDV LOGISTICS

Borhene Tmar  
PWC TUNISIA

Rachid Tmar  
CAF JURIDIQUE ET FISCAL SARL

Wassim Turki  
AWT AUDIT & CONSEIL

Anis Wahabi  
AWT AUDIT & CONSEIL

#### TURKEY

ARMADA LTD. STI.  
SOMAY HUKUK BÜROSU

Metin Abut  
MOROGLU ARSEVEN

Erol Acun  
ÖZAK TEKSTİL

Emre Akarkarasu  
PWC TURKEY

Serdar Akinci  
MINISTRY OF ECONOMY

Simge Akyüz  
DEVRES LAW OFFICE

Inci Alaloglu  
TABOGLU & DEMIRHAN

Mehmet Babür Alçi  
MOROGLU ARSEVEN

Duygu Alkan  
ADMD - MAVIOGLU & ALKAN  
LAW OFFICE

Cansu Alparman  
ADMD - MAVIOGLU & ALKAN  
LAW OFFICE

Ekin Altıntaş  
PWC TURKEY

Selin Barlin Aral  
PAKSOY LAW FIRM

Melsa Ararat  
CORPORATE GOVERNANCE  
FORUM OF TURKEY, SABANCI  
UNIVERSITY

Ergun Benan Arseven  
MOROGLU ARSEVEN

Ilkay Arslantasi Bilen  
KPMG

Öğür Asık  
INLAWCO LAW FIRM

Banu Aslan  
BEZEN & PARTNERS

Pınar Atik  
SARIIBRAHIMOĞLU LAW OFFICE

Levent Aydaş  
AYDAŞ LIMAN KURMAN  
ATTORNEYS-AT-LAW

Nejla Aydın Özer  
MOROGLU ARSEVEN

Aybike Aygun  
AYGÜN & ÖZTERZİ LAW OFFICE

Murat Ayıldız  
ERYÜREKLİ LAW OFFICE

Elvan Ağız  
PAKSOY LAW FIRM

Derya Bakı  
TARLAN - BAKSI LAW FIRM

Z. İlayda Balkan  
ADMD - MAVIOGLU & ALKAN  
LAW OFFICE

Nağ Bandık Hatıpoğlu  
ÇAKMAK AVUKATLIK BÜROSU

Burçin Barlas  
BARLAS LAW

Sedef Başcı  
DEVRES LAW OFFICE

Erdem Başgöl  
ÇAKMAK AVUKATLIK BÜROSU

Ayça Bayburan  
ADMD - MAVIOGLU & ALKAN  
LAW OFFICE

Türkan Bayraktar  
PWC TURKEY

Harun Bayramoğlu  
İTKİB İSTANBUL TEXTİLE  
AND APPAREL EXPORTERS'  
ASSOCIATION

Nergis Beşiroğlu  
CERRAHOĞLU LAW FIRM

Serdar Bezen  
BEZEN & PARTNERS

Yeşim Bezen  
BEZEN & PARTNERS

Ayşe Eda Biçer  
ÇAKMAK AVUKATLIK BÜROSU

Nurettin Emre Bilginoğlu  
ADMD - MAVIOGLU & ALKAN  
LAW OFFICE

Yıldırım Boğbiçik

Melis Buhan  
PEKİN & PEKİN

İrfan Bumin  
PERA CONSTRUCTION

İdil Çağal Kuyan  
PRICEWATERHOUSECOOPERS

Cansu Çağlar  
PEKİN & PEKİN

Esin Çamlıbel  
TURUNÇ LAW OFFICE

Maria Lianides Çelebi  
BENER LAW OFFICE, MEMBER OF  
IUS LABORIS

M. Fadlullah Cerrahoğlu  
CERRAHOĞLU LAW FIRM

Meline Cilingir  
BEZEN & PARTNERS

İsa Coşkun  
MINISTRY OF FINANCE

Melandig Daljan  
INLAWCO LAW FIRM

Yavuz Dayıoğlu  
PRICEWATERHOUSECOOPERS

Orkun Deniz  
KREDİT KAYIT BÜROSU

Rüçhan Derici  
3E DANIŞMANLIK LTD. ŞTİ.

Kaçım Derman  
KREDİT KAYIT BÜROSU

Emine Devres  
DEVRES LAW OFFICE

Deniz Dinc  
BARLAS LAW

Hamide Handan Diri  
MOROGLU ARSEVEN

Irmak Dirik  
PEKİN & PEKİN

Nur Dogan  
ÇAKMAK AVUKATLIK BÜROSU

Orcun Dogancalı  
DÜLGER LAW FIRM

Alper Dönmeç  
ÖZAK TEKSTİL

Cumhur Dulger  
PWC TURKEY

Dilara Duman  
DUMAN LAW OFFICE

Safa Mustafa Durakoğlu  
ÇAKMAK AVUKATLIK BÜROSU

Öğür Ekinci  
PWC TURKEY

Diler Emiroğlu  
AYGÜN & ÖZTERZİ LAW OFFICE

Mehveş Erdem  
CERRAHOĞLU LAW FIRM

Gökben Erdem Dirican  
PEKİN & PEKİN

Aycan Erdoğan  
PWC TURKEY

Onur Ergun  
TABOGLU & DEMIRHAN

Muğaffar Eroğlu  
KOCAELİ UNIVERSITY, HUKUK  
FAKÜLTESİ

Nurhan Ersoy  
GUNDUZ SIMSEK GAGO  
AVUKATLIK ORTAKLIĞI

Deniz Zeynep Erverdi  
ADMD - MAVIOGLU & ALKAN  
LAW OFFICE

Umurcan Gago  
PWC TURKEY

Öğür Can Geçim  
ERNST & YOUNG

Sabiha Nur Göllü  
BENER LAW OFFICE, MEMBER OF  
IUS LABORIS

Osman Nuri Gönenç  
CENTRAL BANK OF THE  
REPUBLIC OF TURKEY

Damla Gonul  
PRICEWATERHOUSECOOPERS

Berkay Gül  
MOROGLU ARSEVEN

Nurettin Gundogmus  
AKTIF INVESTMENT BANK AS

Zeki Gündüz  
PWC TURKEY

Remzi Orkun Guner  
ADMD - MAVIOGLU & ALKAN  
LAW OFFICE

Burcu Guray  
MOROGLU ARSEVEN

E. Nağlı Gürdal  
TURUNÇ LAW OFFICE

Aysegül Gürsoy  
CERRAHOĞLU LAW FIRM

Öğhan Güven

Barış Hınçal  
PWC TURKEY

Ece İlçi  
BEZEN & PARTNERS

Ece İltter  
PWC TURKEY

Selahattin Burak İplikci  
PRICEWATERHOUSECOOPERS

Serpilgül Işık  
BANKS ASSOCIATION OF TURKEY

Sevi İslamgöç  
MOROGLU ARSEVEN

Kadir Orcun İssevenler  
MOROGLU ARSEVEN

Murat Kamışlı  
BALKAN SULFUR LTD.

Ibrahim Kara  
KREDİT KAYIT BÜROSU

Nihat Karadirek  
3E DANIŞMANLIK LTD. ŞTİ.

Çağrı Karahasanoglu  
MOROGLU ARSEVEN

Faruk Kavak  
CENTRAL BANK OF THE  
REPUBLIC OF TURKEY

Betül Kencebay  
TUYID - TURKISH IR SOCIETY

Burak Kepkep

Ekin Kiral  
SARIIBRAHIMOĞLU LAW OFFICE

Süleyman Kısaç  
TURK TELEKOM

Öğlem Kızıl Voyvoda  
ÇAKMAK AVUKATLIK BÜROSU

Fatih Koca

Çiğdem Koğar  
CENTRAL BANK OF THE  
REPUBLIC OF TURKEY

Mert Kutlar  
ADMD - MAVIOGLU & ALKAN  
LAW OFFICE

Altan Liman  
AYDAŞ LIMAN KURMAN  
ATTORNEYS-AT-LAW

Francesca Maran  
PEKİN & PEKİN

Orhan Yavuz Mavioğlu  
ADMD - MAVIOGLU & ALKAN  
LAW OFFICE

Günes Mermer  
ÇAKMAK AVUKATLIK BÜROSU

Erhan Seyfi Moroglu  
MOROGLU ARSEVEN

Müjde Müminoğlu  
BARLAS LAW

Şila Muratoğlu  
BAYIRLI & MURATOĞLU LAW  
FIRM

Pelin Oğuzer  
MOROGLU ARSEVEN

Mert Oner  
KPMG

Mehmet Otrar  
CERRAHOĞLU LAW FIRM

- Begum Durukan Oğaydin  
BIRSEL LAW OFFICES
- Kaan Oğaydin  
SERAP ZUVIN LAW OFFICES
- Dursun Özcan  
ERNST & YOUNG
- Can Ögillhan  
BEZEN & PARTNERS
- Onur Österçi  
AYGÜN & ÖZTERZİ LAW OFFICE
- İdil Ögtürk  
AYDAŞ LIMAN KURMAN  
ATTORNEYS-AT-LAW
- Gülce Peker  
GUNDUZ SIMSEK GAGO  
AVUKATLIK ORTAKLIĞI
- Ahmed Pekin  
PEKIN & PEKIN
- Batuhan Şahmay  
BENER LAW OFFICE, MEMBER OF  
IUS LABORIS
- Selim Sarıbrahimoğlu  
SARIBRAHIMOĞLU LAW OFFICE
- Ömer Kağan Seyhun  
CENTRAL BANK OF THE  
REPUBLIC OF TURKEY
- Bırol Sezer  
İSTANBUL DENETİM VE YEMİNLİ  
MALİ MÜŞAVİRLİK A.Ş.
- Seğil Simsek  
PRICEWATERHOUSECOOPERS
- Zafer Ertunç Sirin  
İSTANBUL UNIVERSİTESİ
- Ayşe Ülkü Solak  
MOROGLU ARSEVEN
- Çağıl Sünbül  
PRICEWATERHOUSECOOPERS
- Semih Sütcü  
SOLMAZ CUSTOMS BROKERAGE  
& CONSULTANCY CO.
- Esin Taboğlu  
TABOĞLU & DEMİRHAN
- Aylin Tarlan Tügemem  
TARLAN – BAKSİ LAW FIRM
- Tugba Tasci  
PRICEWATERHOUSECOOPERS
- Elif Teğcan Bayırlı  
BAYIRLI & MURATOĞLU LAW  
FIRM
- Ece Tokat  
AYDAŞ LIMAN KURMAN  
ATTORNEYS-AT-LAW
- Elif Tulunay  
TURUNÇ LAW OFFICE
- Noyan Turunç  
TURUNÇ LAW OFFICE
- İbrahim Tutar  
PENETRA CONSULTING AND  
AUDITING
- Burcu Tuğcu Ersin  
MOROGLU ARSEVEN
- Nursel Ucuğsatar  
SOLMAZ CUSTOMS BROKERAGE  
& CONSULTANCY CO.
- Ürün Ülkü  
ADMD - MAVIOĞLU & ALKAN  
LAW OFFICE
- Furkan Ünal  
AKTIF INVESTMENT BANK AS
- Mustafa Ünal  
ERYÜREKLİ LAW OFFICE
- Anil Uysal  
TALAL ABU GHAZALEH LEGAL  
(TAG-LEGAL)
- Barış Yalçın  
PWC TURKEY
- Erman Yalçın  
PWC TURKEY
- Ayşeğül Yalçınmani  
CERRAHOĞLU LAW FIRM
- Sena Yasaroglu  
MOROGLU ARSEVEN
- Alican Yağdıç  
BEZEN & PARTNERS
- Cansu Yağcı  
PEKIN & PEKIN
- A.Çağrı Yıldız  
ADMD - MAVIOĞLU & ALKAN  
LAW OFFICE
- Bilge Yılmaz  
ADMD - MAVIOĞLU & ALKAN  
LAW OFFICE
- Murat Yülek  
PGLOBAL GLOBAL ADVISORY  
AND TRAINING SERVICES LTD.
- Ali Sina Yurtsever  
ADMD - MAVIOĞLU & ALKAN  
LAW OFFICE
- Çağlar Yurttürk  
YUKA LAW OFFICE
- Serap Zuvin  
SERAP ZUVIN LAW OFFICES
- UGANDA**
- Rose Mary Brenda Aeko  
UGANDA ELECTRICITY  
DISTRIBUTION
- Daniel Angualia  
ANGUALIA, BUSIKU & CO.  
ADVOCATES
- Leria Arinatwe  
SEBALU & LULE ADVOCATES
- Justine Bagyenda  
BANK OF UGANDA
- Edward Balaba  
ERNST & YOUNG
- Mark Bwambale  
KAMPALA CAPITAL CITY  
AUTHORITY (KCCA)
- Matovu Emmy  
MARMA TECHNICAL SERVICES
- Ninsiima Irene  
ANGUALIA, BUSIKU & CO.  
ADVOCATES
- Sarfarağ Jiwani  
SEYANI BROTHERS & CO. (U)  
LTD.
- Lwanga John Bosco  
MARMA TECHNICAL SERVICES
- MacDusman Kabega  
TUMSIIME, KABEGA & CO.  
ADVOCATES
- Godwin Kakande  
TUMUSIIME, KABEGA & CO.  
ADVOCATES
- Francis Kamulegeya  
PWC UGANDA
- Ali Kankaka  
KYAZZE, KANKAKA & CO.  
ADVOCATES
- Phillip Karugaba  
MMAKS ADVOCATES
- David Katende  
ENVIROKAD
- Didymus Byenkya Kato  
GLOBAL AVIATION LOGISTICS  
LTD.
- Enoch Kibamu  
UGANDA SOCIETY OF  
ARCHITECTS
- Innocent Kihika  
SHONUBI, MUSOKE & CO.  
ADVOCATES
- Geoffrey Kiryabwire  
HIGH COURT OF UGANDA
- Anita Kusiima  
KAMPALA CAPITAL CITY  
AUTHORITY (KCCA)
- Michael Malan  
COMPUSCAN CRB LTD.
- Albert Mukasa  
KANDUHO & CO. ADVOCATES
- Ahmed Mukasa Kalule  
CRANE ASSOCIATED ADVOCATES
- Cornelius Mukiibi  
C. MUKIIBI SENTAMU & CO.  
ADVOCATES
- Rachel Mwanje Musoke  
MMAKS ADVOCATES
- Sarah Musumba  
PWC UGANDA
- Victoria Nakaddu  
SEBALU & LULE ADVOCATES
- Robina Nakato  
BANK OF UGANDA
- Rehema Nakirya  
MMAKS ADVOCATES
- Eva Nalwanga Gitta  
KASIRYE BYARUHANGA AND CO.
- Plaxeda Namirimu  
PWC UGANDA
- Priscilla Namusikwe  
SHONUBI, MUSOKE & CO.  
ADVOCATES
- Doreen Nawaali  
MMAKS ADVOCATES
- James Kagiri Njoroge  
PRICE & KING CERTIFIED PUBLIC  
ACCOUNTANTS
- Florence Nsubuga  
UMEME LIMITED
- Kefa Nsubuga  
LAWYER
- Kijito Nusula  
ANGUALIA, BUSIKU & CO.  
ADVOCATES
- Charles Odere  
LEX UGANDA ADVOCATES &  
SOLICITORS
- William Okello
- Busiku Peter  
ANGUALIA, BUSIKU & CO.  
ADVOCATES
- Harriet Wandira Rumanyika  
SDV TRANSAMI
- Moses Segawa  
SEBALU & LULE ADVOCATES
- Benedict Sekabira  
BANK OF UGANDA
- Monica Kisubi Senjako  
SDV TRANSAMI
- Alan Shonubi  
SHONUBI, MUSOKE & CO.  
ADVOCATES
- Charles Lwanga Ssemamanda  
MUKWANO GROUP OF  
COMPANIES
- Winifred Taringeba Kiryabwire  
MAKERERE UNIVERSITY
- Obed Tindyebe  
GRAND & NOBLE, CERTIFIED  
PUBLIC ACCOUNTANTS
- Milton Turyaguma  
P.M. CONSULT LTD.
- Ambrose Turyahabwe  
DHL GLOBAL FORWARDING  
(U) LTD.
- Isaac Walukagga  
MMAKS ADVOCATES
- UKRAINE**
- Denis Absalyamov  
JSC UKRENERGOCHERMET
- Oleksandr Aleksyeyenko  
ILF INTEGRITES
- Oleg Y. Alyoshin  
VASIL KISIL & PARTNERS
- Inna Antipova  
CMS CAMERON MCKENNA
- Leonid Antonenko  
SAYENKO KHARENKO
- Andrey Astapov  
ASTAPOV LAWYERS  
INTERNATIONAL LAW GROUP
- Anna Babych  
VASIL KISIL & PARTNERS
- Ron J. Barden  
PWC UKRAINE
- Yevgen Blok  
ILF INTEGRITES
- Oleg Boichuk  
EGOROV PUGINSKY AFANASIEV &  
PARTNERS
- Glib Bondar  
AVELLUM PARTNERS
- Yulia Bondar  
HLB UKRAINE
- Timur Bondaryev  
ARZINGER & PARTNERS
- Alexander Borisov  
ZOVNISHINFORMAUDIT C
- Andriy Boghko  
KPMG
- Maksym Bugai  
CMS CAMERON MCKENNA
- Alexander Buryak  
PWC UKRAINE
- Taras Chernikov  
EGOROV PUGINSKY AFANASIEV &  
PARTNERS
- Luliia Chervonooka  
VASIL KISIL & PARTNERS
- Serhiy Chorny  
BAKER & MCKENZIE
- Sergey Chulkov  
KIEVENERGO
- Stefan Clenciu  
MAERSK UKRAINE LTD.
- Aleksandr Deputat  
ELIT GROUP
- Nadiia Dmytrenko  
EGOROV PUGINSKY AFANASIEV &  
PARTNERS
- Olga Dubanevych  
KPMG
- Mariana Dudnyk  
PWC UKRAINE
- Igor Dykunskyy  
BNT ATTORNEYS-AT-LAW
- Max Fedorchenko  
LAW FIRM IP & C. CONSULT, LLC
- Oleksandr Fomenko  
KYVENERGO
- Ivan Nikolaevich Gelyukh  
KIEVENERGO
- Leonid Gilevich  
ILYASHEV & PARTNERS
- Yulia Goptarenko  
PJSC SEB CORPORATE BANK
- Volodymyr Grabchak  
ARZINGER & PARTNERS
- Sergiy Gryshko  
CMS CAMERON MCKENNA
- Valeriia Gudiy  
ILYASHEV & PARTNERS
- Mikola Heletiy  
CHADBOURNE & PARKE LLP
- Oksana Ilchenko  
EGOROV PUGINSKY AFANASIEV &  
PARTNERS
- Jon Johannesson  
IBCH
- Yuriy Katser  
KPMG
- Oleksii Kharitonov  
INYURPOLIS LAW FIRM
- Tatiana Kheruvimova  
KPMG
- Tetyana Kistynjuk  
PETERKA & PARTNERS
- Natalia Klochun  
ARZINGER & PARTNERS
- Andrii Knysch  
EGOROV PUGINSKY AFANASIEV &  
PARTNERS
- Maksym Kopeychukov  
ILYASHEV & PARTNERS
- Vitaliy Kornev  
ASTERS
- Anton Korobeynikov  
SAYENKO KHARENKO
- Andrey Kosharny  
ELIT GROUP
- Oksana Krasnokutska  
VASIL KISIL & PARTNERS
- Vitaliy Kulnich  
EGOROV PUGINSKY AFANASIEV &  
PARTNERS
- Tatyana Kuzmenko  
ASTAPOV LAWYERS  
INTERNATIONAL LAW GROUP
- Oleksii Latsko  
EGOROV PUGINSKY AFANASIEV &  
PARTNERS
- Maksym Lavrynovych  
LAVRYNOVYCH & PARTNERS  
LAW FIRM
- Pavel Liaskovskiy  
PETERKA & PARTNERS
- Pavlo Liaskovskiy  
PETERKA & PARTNERS
- Maksym Libanov  
NATIONAL SECURITIES AND  
STOCK MARKET COMMISSION
- Olga Lubiv  
KPMG
- Artem Lukyanov  
CMS CAMERON MCKENNA
- Anghela Makhinova  
SAYENKO KHARENKO
- Yulia Malyskko  
DAMCO
- Oleg Matiusha  
DLA PIPER UKRAINE LLC
- Arseny Milyutin  
EGOROV PUGINSKY AFANASIEV &  
PARTNERS
- Svitlana Musienko  
DLA PIPER UKRAINE LLC
- Adam Mycyk  
DENTONS

Nataliya Mykolska SAYENKO KHARENKO	Anna Vlasniuk ASTERS	Elmugtaba Bannaga BIN SUWAIDAN ADVOCATES & LEGAL CONSULTANTS	Firdosh Irani QATAR NAVIGATION LOGISTICS CO.	Ghaganfar Ali Nazir DP WORLD
Artem Naumov INURPOLIS LAW FIRM	Slava Vlasov PWC UKRAINE	Haroon Baryalay AFRIDI & ANGELL, MEMBER OF LEX MUNDI	Meena Jairaj RETAIL LOGISTICS	Cathy Ninen AMI MIDDLE EAST
Aleksandra Odynets GRISCHENKO & PARTNERS	Yuriy Volovnik EGOROV PUGINSKY AFANASIEV & PARTNERS	Hiten Bhatia SILVER LINE TRANSPORTATION	Viji John FREIGHT SYSTEMS	Rana Odeh DUBAI MUNICIPALITY
Olexander Olshansky SAYENKO KHARENKO	Olexiy Yanov LAW FIRM IP & C. CONSULT, LLC	Jennifer Bibbings TROWERS & HAMLINS LLP	Omar Kalaji TROWERS & HAMLINS LLP	Ravi Parambott IAL LOGISTICS EMIRATES LLC
Oksana Orlova DENTONS	Anna Yarenko ASTAPOV LAWYERS INTERNATIONAL LAW GROUP	Rashid Bin Humaidan DUBAI ELECTRICITY AND WATER AUTHORITY	Kanan Kasuya AFRIDI & ANGELL, MEMBER OF LEX MUNDI	Afgal Patanwala EASA SALEH AL GURG GROUP
Oleksandr Padalka ASTERS	Yulia Yashenkova ASTAPOV LAWYERS INTERNATIONAL LAW GROUP	Maryam Bin Lahej DUBAI COURTS	Mohammad Z. Kawasmi AL TAMIMI & COMPANY ADVOCATES & LEGAL CONSULTANTS	Vijendra Vikram Singh Paul TALAL ABU GHAZALEH LEGAL (TAG-LEGAL)
Konstantin Pilkov CAI & LENARD	Aleksandra Yevstafjeva EGOROV PUGINSKY AFANASIEV & PARTNERS	Aed Bouchakra HUQOOQ LEGAL PRACTICE	Samantha Kelsey BAKER BOTTS LLP	Tejal Poojary APPAREL FZCO
Yuliana Revjuk KPMG	Tatiana Zamorska KPMG	Mazen Boustany HABIB AL MULLA & CO.	Dean Kern PWC UNITED ARAB EMIRATES	Praveen Pudhuval DUBAI EXPRESS LLC (FREIGHTWORKS BRANCH)
Anatolii Rybak-Sikorskiy KPMG	Anton Zinchuk INURPOLIS LAW FIRM	James Bowden AFRIDI & ANGELL, MEMBER OF LEX MUNDI	Amjad Ali Khan AFRIDI & ANGELL, MEMBER OF LEX MUNDI	Anish Punwani PANACORE RESOURCES
Dmytro Rylonnikov DLA PIPER UKRAINE LLC	<b>UNITED ARAB EMIRATES</b>	R. Chandran TRANSWORLD SHIPPING & LOGISTICS LLC	Naeem Khan MOHAMMED ESHAQ TRADING COMPANY	Samer Qudah AL TAMIMI & COMPANY ADVOCATES & LEGAL CONSULTANTS
Vadym Samoilenko ASTERS	Qarashi Alsheikh Abdulghani Qarashi DUBAI MUNICIPALITY	Maggie Chang PWC UNITED ARAB EMIRATES	Salim Ahmed Khan DUBAI TRADE	Yusuf Rafiudeen DUBAI ELECTRICITY AND WATER AUTHORITY
Maryana Sayenko ASTERS	Farid Ahmadi NATIONAL TRADING AND DEVELOPMENT EST.	Sudesh Chaturvedi GULF AGENCY COMPANY LLC	Waseem Khokhar PWC UNITED ARAB EMIRATES	Mangat Ram ABBAS JUMA CLEARING & FORWARDING CO. LLC
Viktor Semenyuta KIEVENERGO	M. Zeeshan Ahmed ARBROS FOREST RESOURCES	Nasser Chhipa CARGO LINE SHIPPING SERVICES LLC	Jai Kishan Khushaldasani JMD CLEARING & FORWARDING	Jochem Rossel PWC UNITED ARAB EMIRATES
Olga Serbul LAW FIRM IP & C. CONSULT, LLC	Makhdoom Ahmed VERACOR PRINTING PRESS LLC	Satheesh Chundajil DANZAS AEI EMIRATES LLC	Khaled Kilani ARAMEX EMIRATES LLC	Valiyakath Sabu NISSAN MIDDLE EAST
Alla Shevchenko BNT ATTORNEYS-AT-LAW	Yakud Ahmed ORCHID GULF	Hasan Daboul NAIF MARINE SERVICES CO.	Vipul Kothari KOTHARI AUDITORS & ACCOUNTANTS	Shahram Safai AFRIDI & ANGELL, MEMBER OF LEX MUNDI
Hanna Shtepa BAKER & MCKENZIE	Kiran Ahuja UNILEVER UAE	Lisa Dale AL TAMIMI & COMPANY ADVOCATES & LEGAL CONSULTANTS	Ravi Kumar DUBAI TRADE	Mohammed Ahmed Saleh DUBAI MUNICIPALITY
Anghelika Shtukaturova DENTONS	Sultan Al Akraf DUBAI LAND DEPARTMENT	Krishna Das CEVA LOGISTICS	Senthil Kumar GLG SHIPPING	Khalid Mohamed Saleh Al Mulla DUBAI MUNICIPALITY
Taras Shyb SAYENKO KHARENKO	Mahmood Al Bastaki DUBAI TRADE	Shirish Deshpande ARABIAN AUTOMOBILES	John Kunjappan MAERSK KANOO LLC	Abdus Samad AFRIDI & ANGELL, MEMBER OF LEX MUNDI
Anna Sisetska VASIL KISIL & PARTNERS	Obaid Saif Atiq Al Falasi DUBAI ELECTRICITY AND WATER AUTHORITY	Karim El Gebaily TALAL ABU GHAZALEH LEGAL (TAG-LEGAL)	Ashraf Kunjimoidu AL YOUSUF ELECTRONICS	Sarathe NAFFCO
Anna Spichenko CMS CAMERON MCKENNA	Alya Hussain Al Hammadi DUBAI TRADE	Mohammed El Ghul HABIB AL MULLA & CO.	Charles S. Laubach AFRIDI & ANGELL, MEMBER OF LEX MUNDI	Narendra Sawant CARGOSOL LLC
Natalia Spiridonova EGOROV PUGINSKY AFANASIEV & PARTNERS	Ibrahim Al Hosani DUBAI COURTS	Savio Fonseca PANALPINA GULF	Zachriya M. APL EMIRATES LLC	Claus Schmidt PANALPINA WORLD TRANSPORT
Roman Stepanenko EGOROV PUGINSKY AFANASIEV & PARTNERS	Mohammad Al Shaikh DP WORLD	Michael George DAR AL-HANDASAH	A. Mahadevan MEDITERRANEAN SHIPPING COMPANY (UAE) LLC	Herbert Schroder EMCREDIT
Mykola Stetsenko AVELLUM PARTNERS	Humam Al Zaqqa ADNAN SAFFARINI CONSULTANTS	Rohit Ghai GADURR HOLDINGS	Sohail Maklai MOHAMMED ESHAQ TRADING COMPANY	Derrick Sequeira KUEHNE + NAGEL LLC
Olesya Stolyarska GIDE LOYRETTE NOUËL, MEMBER OF LEX MUNDI	Saeed Al-Hamig CENTRAL BANK OF THE UNITED ARAB EMIRATES	Jamal Guglan AL-AJMI CONSULTANTS	Gagan Malhotra DUBAI TRADE	Osama Shabaan TALAL ABU GHAZALEH LEGAL (TAG-LEGAL)
Dmitriy Sukhin KIEVENERGO	Sajid Ali TRANS WORLD SHIPPING SERVICES LLC	Saleem H.B. NATIONAL TRADING AND DEVELOPMENT EST.	Harish Matabonu ARTY TRANSPORT CO. LLC	Khurram Shahgad PANALPINA GULF
Kristina Tataru PWC UKRAINE	Ahmed Khalifa Al-Magrouei EMCREDIT	Omar Ziyad Hadi AFRIDI & ANGELL, MEMBER OF LEX MUNDI	Joanna Matthews-Taylor DLA PIPER MIDDLE EAST LLP	Hassan Shakrouf HYDER CONSULTING
Yaroslav Teklyuk VASIL KISIL & PARTNERS	Adite Aloke AFRIDI & ANGELL, MEMBER OF LEX MUNDI	Samer Hamgeh TROWERS & HAMLINS LLP	Salim Mohammed KABULTEX	Vivek Sharma PIL (U.A.E) LLC
Svitlana Teush ARZINGER & PARTNERS	Mohammed AlSuboosi DUBAI COURTS	Sydene Helwick AL TAMIMI & COMPANY ADVOCATES & LEGAL CONSULTANTS	Tarig Monim STRATEGY CONSULTANTS	Vasant Shetty RAIS HASSAN SAAADI LLC
Anna Tkachenko DENTONS	Yousef Al-Suwaidi DUBAI COURTS	Ashiq Hussain DUBAI TRADE	Roland Monteath AGILITY GLOBAL LOGISTICS	Ishita Shome AFRIDI & ANGELL, MEMBER OF LEX MUNDI
Zakhar Tropin PROXEN & PARTNERS	Wicki Andersen BAKER BOTTS LLP	Mustafa Ibrahim MONAWALAT AL KHALEJ LOGISTICS	Badih Moukargel HUQOOQ LEGAL PRACTICE	Arvind Sinha RCS PVT. LTD. BUSINESS ADVISORS GROUP
Valeriia Tryfonova VASIL KISIL & PARTNERS	Syed Qaiser Anis ALLIOTT HADI SHAHID	Mohamed Ifthikar Jamaldeen KUEHNE + NAGEL LLC	Kumar Nair DP WORLD	Shekhar Sinha RAIS HASSAN SAAADI LLC
Mariia Tsarova ASTERS	Manavalan Arumugam EROS GROUP		Senthil Nathan FREIGHT SYSTEMS	
Andriy Tsvyetskoy GESTORS				
Ruslan Tumanyan GLOBALINK TRANSPORTATION & LOGISTICS WORLDWIDE LLP				
Oleg Tymkiv PWC UKRAINE				

Sreekumar Sivasankaran  
GLOBELINK WEST STAR  
SHIPPING LLC

Johnson Soans  
EXTRON ELECTRONICS M.E.

Jayanthi Suseelan  
MAERSK KANO0 LLC

Taha Tawawala  
AL SUWAIDI & COMPANY

Hamad Thani Mutar  
DUBAI COURTS

Sebastian Thomas  
ZAFCO

Yusuf Timalia  
CP WORLD LLC

Nitin Tirath  
DUBAI TRADE

Baher Yousef  
ENGINEERING CONSULTANTS  
GROUP (ECG)

Natasha Zahid  
BAKER BOTTS LLP

#### UNITED KINGDOM

HMRC

Paul Bagon  
WEIL, GOTSHAL & MANGES LLP

Ji-Whan Bang  
DLA PIPER UK LLP

Lesley Batchelor  
INSTITUTE OF EXPORT

Marie Batchelor  
BIRKETTS LLP

Kacey Brown  
BAKER & MCKENZIE

Michael Carvin  
CROWN AGENTS LTD.

Sanah Choudhry  
GRANT DAWE LLP

Brendon Christian  
BUSINESS LAW BC

Michael Collard  
5 PUMP COURT CHAMBERS

Elouisa Crichton  
SHEPHERD & WEDDERBURN

Michael Dawes  
MEMERY CRYSTAL LLP

Richard Dickman  
PINSENT MASONS LLP

Kathryn Donovan  
LATHAM & WATKINS LLP

Zaki Ejaz  
RIGHT LEGAL ADVICE

Kristy Ewer  
WEIL, GOTSHAL & MANGES LLP

Hannah Faulkner  
LATHAM & WATKINS LLP

Matthew Fisher  
CLEARY GOTTIEB STEEN &  
HAMILTON LLP

Nick Francis  
PWC UNITED KINGDOM

James Franklin  
LATHAM & WATKINS LLP

Donald Gray  
DARWIN GRAY LLP

Helen Hall  
DLA PIPER UK LLP

Neville Howlett  
PWC UNITED KINGDOM

Daden Hunt  
BIRKETTS LLP

Karl Hurlay  
OFGEM

Shahid Jamil  
LATHAM & WATKINS LLP

Hannah Jones  
SHERRARDS SOLICITORS

Michael Josypenko  
INSTITUTE OF EXPORT

Jolita Rajtaji  
SHERIDANS

Amrit Khosa  
LATHAM & WATKINS LLP

Pascal Lalonde  
HER MAJESTY'S LAND REGISTRY

Keavy Larkin  
OFGEM

Sinead Lawrence  
CBI - THE CONFEDERATION OF  
BRITISH INDUSTRY

Catherine Ledger  
BAA AIRPORTS LIMITED

Alasdair Lewis  
HER MAJESTY'S LAND REGISTRY

Zoe Lomax  
DLA PIPER UK LLP

Malin Lundin  
LUBBOCK FINE - MEMBER  
OF RUSSELL BEDFORD  
INTERNATIONAL

Neil Maclean  
SHEPHERD & WEDDERBURN

Neil Magrath  
UK POWER NETWORKS

Christopher Mallon  
SKADDEN, ARPS, SLATE,  
MEAGHER & FLOM LLP

Aliss Mansfield  
BAKER & MCKENZIE

Andrew Maple  
APPROVED INSPECTOR SERVICES  
LIMITED

Paul Marmor  
SHERRARDS SOLICITORS

Andrew Masraf  
PINSENT MASONS LLP

Charles Mayo  
SIMMONS & SIMMONS LLP

Antoinette McManus  
PWC UNITED KINGDOM

Victoria Miller  
MEMERY CRYSTAL LLP

Phil Moss  
LUBBOCK FINE - MEMBER  
OF RUSSELL BEDFORD  
INTERNATIONAL

Neil Munroe  
EQUIFAX LTD.

Deborah Newton  
THE ROYAL BANK OF SCOTLAND

Kevin Nicholson  
PWC UNITED KINGDOM

Genna Oakes  
PINSENT MASONS LLP

Frances Okosi  
BAKER & MCKENZIE

Steve Parker  
DHL GLOBAL FORWARDING

William Paterson  
CROWN AGENTS LTD.

Söla Paterson-Marke  
DLA PIPER UK LLP

Stewart Perry  
CLYDE & CO.

Steve Pocock  
CROWN AGENTS LTD.

Arun Pontin  
OFGEM

Ross Pooley  
LATHAM & WATKINS LLP

Pierrmario Porcheddu  
PINSENT MASONS LLP

Kathryn Ramsden  
LATHAM & WATKINS LLP

Alex Rogan  
SKADDEN, ARPS, SLATE,  
MEAGHER & FLOM LLP

Christopher Ryan

Aimee Saunders  
BAKER & MCKENZIE

Thilo Schneider  
PINSENT MASONS LLP

Ian Sharpe  
EXPERIAN LTD.

Sandra Simoni  
DEPARTMENT FOR COMMUNITIES  
AND LOCAL GOVERNMENT

Mike Smith  
MORRISON UTILITY  
CONNECTIONS

Susanna Strandell  
DEPARTMENT FOR COMMUNITIES  
AND LOCAL GOVERNMENT

Paul Timmins  
APPROVED INSPECTOR SERVICES  
LIMITED

Dhanshuklal Vekaria  
PINSENT MASONS LLP

Tony Walpole

Christopher Wigley  
LONDON BUILDING CONTROL  
LTD.

Geoff Wilkinson  
WILKINSON CONSTRUCTION  
CONSULTANTS

Dermot Winters  
MERRIT & COMPANY

David Ziyambi  
LATHAM & WATKINS LLP

#### UNITED STATES

HARMONY IMPORTS

LOS ANGELES BUREAU OF  
ENGINEERING

LOS ANGELES FIRE DEPARTMENT

Maria Abrego  
SDV LOGISTICS

Manish Antani  
GOULD & RATNER LLP

Pamy J. S. Arora  
CORNELL GROUP, INC.

Arley M. Baker  
THE PORT OF LOS ANGELES

Sam Baniqued  
UPS SUPPLY CHAIN SOLUTIONS

Luke A. Barefoot  
CLEARY GOTTIEB STEEN &  
HAMILTON LLP

Thierry Blangy  
SDV LOGISTICS

Eve Braeckmann  
STUART KANE

Joel A. Cassel  
JEFFER MANGELS BUTLER &  
MITCHELL LLP (JMBM)

Victor Chiu  
CLEARY GOTTIEB STEEN &  
HAMILTON LLP

Sheri P. Chromow  
KATTEN MUCHIN ROSENMAN  
LLP

Steven Clark  
CLARK FIRM PLLC

Anna Collica  
YUSEN LOGISTICS

Vilas Dhar  
DHAR LAW, LLP

Laurent Dionneau  
SDV LOGISTICS

Joshua L. Ditelberg  
SEYFARTH SHAW LLP

Dara Duguay  
EXPERIAN

Roger Fisher  
TEC MANAGEMENT  
CONSULTANTS

Max Frid  
M & A ACCOUNTING SOLUTIONS  
INC.

Patrick Fuller  
CLEARY GOTTIEB STEEN &  
HAMILTON LLP

Lauren Gans  
PEITZMAN WEG LLP

George Gibbs  
GIBBS BROTHERS ELECTRIC  
CO. LTD.

Jaswant S. Gill  
JASWANT S. GILL CPA  
PROFESSIONAL CORPORATION

Robert Goethe  
CORNELL GROUP, INC.

Carol Goforth  
UNIVERSITY OF ARKANSAS  
SCHOOL OF LAW

Peter Gordon  
PETER D. GORDON AND  
ASSOCIATES

William Gould  
TROYGOULD PC

Boris Grosman  
L & B ELECTRICAL  
INTERNATIONAL

Joseph Gulino  
DIAZ REUS & TARG LLP

Sonya H.S. Lee  
CLEARY GOTTIEB STEEN &  
HAMILTON LLP

Tony Hadley  
EXPERIAN

Thomas Halket  
HALKET WEITZ LLP

Timi Anyon Hallem  
MANATT, PHELPS & PHILLIPS,  
LLP

Donald Hamman  
STUART KANE

Frank Hernandez  
YUSEN LOGISTICS

Conan Higgins  
TSI LEGAL ENTERPRISES, PC

Sanford Hillsberg  
TROYGOULD PC

Mark Hirzel  
LOS ANGELES CUSTOMS  
BROKERS & FREIGHT  
FORWARDERS ASSOCIATION INC.

Steven Horowitz  
CLEARY GOTTIEB STEEN &  
HAMILTON LLP

Nancy Israel  
LAW OFFICE OF NANCY D.  
ISRAEL

Nicole Jadelrab  
BLAQR DIAMOND GROUP

Christopher Andrew Jarvinen  
BERGER SINGERMAN

Charles L. Kerr  
MORRISON & FOERSTER LLP

Joshua Kochath  
COMAGE CONTAINER LINES

Eigi Koh  
YUSEN LOGISTICS

Arthur Kohn  
CLEARY GOTTIEB STEEN &  
HAMILTON LLP

John LaBar  
HNERY, MCCORD, BEAN, MILLER,  
GABRIEL & LABAR, PLLC

Jen Leary  
CLIFTONLARSONALLEN

Lincoln Lee  
LOS ANGELES DEPARTMENT OF  
BUILDING SAFETY

Shara Lerman  
LERMAN LAW GROUP

Bryan D. Lewitt  
CBRE

Bradford L. Livingston  
SEYFARTH SHAW LLP

Samuel L. Lovitch

Jim MacLellan  
THE PORT OF LOS ANGELES

A Edward Major  
A EDWARD MAJOR,  
COUNSELLORS-AT-LAW

Haggai Magler  
LOS ANGELES DEPARTMENT OF  
BUILDING SAFETY

Kevin McDonnell  
JEFFER MANGELS BUTLER &  
MITCHELL LLP (JMBM)

Todd McLawhorn  
MCLAWHORN LAW OFFICES PC

Alene McMahan  
CROWN AGENTS LTD.

Dietrick Miller  
TROYGOULD PC

Kerry Mohan  
SEYFARTH SHAW LLP

Kelly J. Murray  
PWC UNITED STATES

David Newberg  
COLLIER, HALPERN, NEWBERG,  
NOLLETTI, & BOCK

Christopher O'Connell  
PARKER, MILLIKEN, CLARK,  
O'HARA & SAMUELIAN

Malhar Pagay  
PACHULSKI STANG ZIEHL &  
JONES LLP

Darrell Pierce  
DYKEMA

Shanen Prout  
BLY LAW, PC

Angela Reimer  
DIAZ REUS & TARG LLP

Jonathan Reinstein  
CLEARY GOTTIEB STEEN &  
HAMILTON LLP

Alexander Reus  
DIAZ REUS & TARG LLP

Sandra Rocks  
CLEARY GOTTIEB STEEN &  
HAMILTON LLP

Kenneth Rosen  
UNIVERSITY OF ALABAMA  
SCHOOL OF LAW

Joshua Roy  
MORRISON & FOERSTER LLP

James Rusin  
UPS SUPPLY CHAIN SOLUTIONS

George Saadian  
FIRE PROTECTION GROUP INC.

Manuel Santiago  
MILROSE CONSULTANTS, INC.

William Shawn  
SHAWNCOULSON LLP

Manjosh Sidhu  
MS CONSULTING LLC

Joseph Tannous  
JT CONSTRUCTION

Michael Temin  
FOX ROTHSCHILD LLP

Magda Theodate  
GLOBAL EXECUTIVE LIFE  
COACHING

Steve Thomas  
CROWN AGENTS LTD.

Rebecca Tingstrom  
CATHEDRAL CONSULTING  
GROUP, LLC

Frederick Turner  
TURNER & TURNER

Maxim Vagnerov  
BARNHILL & VAYNEROV LLP

Robert James Voetsch  
CROWN AGENTS LTD.

Robert Wallace  
STUART KANE

Seth Weissman  
JEFFER MANGELS BUTLER &  
MITCHELL LLP (JMBM)

Shannon Williams  
CROWN AGENTS LTD.

Darryl Wilson

Olga Zalomyj  
LAW OFFICES OF OLGA ZALOMIY,  
PC

**URUGUAY**

GRAETZ NUÑEZ

SUPERINTENDENCIA DE  
SERVICIOS FINANCIEROS -  
BANCO CENTRAL DEL URUGUAY

Lucía Alvarez de Betolaga  
GUYER & REGULES, MEMBER OF  
LEX MUNDI

Gaston Atchugarry  
GASTON ATCHUGARRY  
ARQUITECTURA-URUGUAY

Fernando Bado  
ESTUDIO DR. MEZZERA

Pablo F. Balao Gay  
PANALPINA WORLD TRANSPORT

Alicia Barral  
PWC URUGUAY

Leticia Barrios Bentancourt  
BERGSTEIN ABOGADOS

Beatriz Begon  
CONSULTORES CIUDAD VIEJA

Juan Bonet  
GUYER & REGULES, MEMBER OF  
LEX MUNDI

Virginia Brause  
JIMÉNEZ DE ARÉCHAGA, VIANA  
& BRAUSE

Luis Burastero Servetto  
LUIS BURASTERO & ASOC.

Martín Chiesa  
PWC URUGUAY

Augusto Cibils  
PWC URUGUAY

Leonardo Couto  
JOSE MARIA FACAL & CO.

María Durán  
HUGHES & HUGHES

Maria Jose Echinope  
JIMÉNEZ DE ARÉCHAGA, VIANA  
& BRAUSE

Florencia Farias  
DCA CONTADORES &  
ASOCIADOS

Fabrigio Fava  
COVIDIEN URUGUAY

Marianela Fernández  
PWC URUGUAY

Anaía Fernández  
BERGSTEIN ABOGADOS

María Noel Fernández  
GUYER & REGULES, MEMBER OF  
LEX MUNDI

Javier Fernández Zerbino  
BADO, KUSTER, ZERBINO &  
RACHETTI

Hector Ferreira  
HUGHES & HUGHES

Federico Fischer  
HUGHES & HUGHES

Juan Federico Fischer  
FISCHER & SCHICKENDANTZ

Federico Florin  
GUYER & REGULES, MEMBER OF  
LEX MUNDI

Marisa Franco  
CONSULTORES CIUDAD VIEJA

Sergio Franco  
PWC URUGUAY

Diego Galante  
GALANTE & MARTINS

Alejandra García  
FERRERE ABOGADOS

Nelson Alfredo González  
SDV URUGUAY

Renato Guerrieri  
GUYER & REGULES, MEMBER OF  
LEX MUNDI

Andres Hermida  
URSEA (UNIDAD REGULADORA  
DE SERVICIOS DE ENERGÍA Y  
AGUA)

Marcela Hughes  
HUGHES & HUGHES

Alfredo Inciararte Blanco  
ESTUDIO INCIARTE

Ignacio Lopez  
PWC URUGUAY

Santiago Madalena  
GUYER & REGULES, MEMBER OF  
LEX MUNDI

Enrique Martínez  
Schickendantz  
ASOCIACIÓN DE DESPACHANTES  
DE ADUANA DEL URUGUAY

Matilde Milicevic Santana  
EQUIFAX - CLEARING DE  
INFORMES

Alejandro Miller Artola  
GUYER & REGULES, MEMBER OF  
LEX MUNDI

Javier Noblega  
JIMÉNEZ DE ARÉCHAGA, VIANA  
& BRAUSE

Mariana Písón  
BERGSTEIN ABOGADOS

Agustín Rachetti Pérez  
BADO, KUSTER, ZERBINO &  
RACHETTI

Mariana Saracho  
GUYER & REGULES, MEMBER OF  
LEX MUNDI

Eliana Sartori  
PWC URUGUAY

Leonardo Slinger  
GUYER & REGULES, MEMBER OF  
LEX MUNDI

Beatriz Spiess  
GUYER & REGULES, MEMBER OF  
LEX MUNDI

Diego Tognagolo  
PWC URUGUAY

Augusto Tricotti  
SOFTRON

Juan Ignacio Troccoli  
FISCHER & SCHICKENDANTZ

María Eugenia Yavarone  
FERRERE ABOGADOS

**UZBEKISTAN**

ADVOKAT-HIMOYA LAW OFFICE

CHAMBER OF COMMERCE &  
INDUSTRY

GLOBALINK LOGISTICS GROUP

NATIONAL CENTRE OF GEODESY  
& CARTOGRAPHY

PWC UZBEKISTAN

Ravshan Adilov  
COLIBRI LAW FIRM

Mels Akhmedov  
BAS LAW FIRM

Shokir Alimov  
AGENCY UZSTANDART

Umid Aripdjanov  
COLIBRI LAW FIRM

Elvina Asanova  
GRATA LAW FIRM

Vlada Burlachenko  
INTERLINK GLOBAL SERVICES

Peter Burnie  
PWC KAZAKHSTAN

Kariev Alimdjon  
Davrondjonovich  
TASHKENT COMMERCIAL COURT

Nelly Djurabaeva  
M&M MILITZER & MÜNCH  
Umarghon Usmanalieviç  
Egamberdiev  
UZGOSENERGONAZDOR

Renata Gafarova  
M&M MILITZER & MÜNCH

Dilshad Habibullaev  
COLIBRI LAW FIRM

Nail Hassanov  
LEGES ADVOKAT LAW FIRM

Evgeniya Indina  
KRESTON TASHKENT

Nigamiddin Kadirov  
NATIONAL INSTITUTE OF  
CREDIT INFORMATION (NICI)  
OF THE CENTRAL BANK OF THE  
REPUBLIC OF UZBEKISTAN

Abdukhamid Karimov  
AGENCY UZSTANDART

Khurshid Kasimdzhanov  
M&M MILITZER & MÜNCH

Khurshida Khabibullaeva  
GRATA LAW FIRM

Nurali Eshibaevich  
Khalmaratov  
NATIONAL INSTITUTE OF  
CREDIT INFORMATION (NICI)  
OF THE CENTRAL BANK OF THE  
REPUBLIC OF UZBEKISTAN

Kamilla Khamraeva  
COLIBRI LAW FIRM

Artem Klimentko  
COLIBRI LAW FIRM

Zafar Malikov  
COLIBRI LAW FIRM

Shergod Nasirov  
CREDIT INFORMATION ANALITIC  
CENTRE LLC

Abboskhon Jabbarovich  
Nematullaev  
UZGOSENERGONAZDOR

Akhtamova Valida  
Rustamovna  
TASHKENT COMMERCIAL COURT

Umarov Zokir Sabirdjanovich  
TASHKENT COMMERCIAL COURT

Mugaffar Salomov  
CREDIT INFORMATION ANALITIC  
CENTRE LLC

Nigomiddin Shakhbutdinov  
LEGES ADVOKAT LAW FIRM

Sofia Shakhragieva  
COLIBRI LAW FIRM

Otabek Suleimanov  
COLIBRI LAW FIRM

Nargiza Turgunova  
GRATA LAW FIRM

Sunatulla Valikhonov  
UZGOSENERGONAZDOR

**VANUATU**

VANUATU FINANCIAL SERVICES  
COMMISSION

Tony Joel Alvos  
UNELCO

Barry Amoss  
SOUTH SEA SHIPPING  
(VANUATU) LTD.

Loïc Bernier  
CAILLARD & KADDOUR

Paul de Montgolfier  
CABINET AJC, AN INDEPENDENT  
CORRESPONDENT MEMBER OF  
DFK INTERNATIONAL

Frederic Drousseau  
VATE ELECTRICS

Delores Elliott  
DATA BUREAU (VANUATU)  
LIMITED

Anthony Fraziér

Didier Hamel-Landry  
CABINET AJC, AN INDEPENDENT  
CORRESPONDENT MEMBER OF  
DFK INTERNATIONAL

David Hudson  
HUDSON & SUGDEN

Remy Janet  
UNELCO

Bill Jimmy  
FRB LOGISTICS LTD.

Colin B. Leo  
COLIN BRIGHT LEO LAWYERS

Philippe Mehrenberger  
UNELCO

Edward Nalyal  
EDWARD NALYAL & PARTNERS

Mark Pardoe  
SOUTH SEA SHIPPING  
(VANUATU) LTD.

Harold Qualao  
QUALAO CONSULTING LTD. QCL

Katua Regel  
DEPARTMENT OF LANDS,  
SURVEYS & RECORDS

John Ridgway  
PLN LAWYERS

Martin Saint Hilaire  
CABINET AJC, AN INDEPENDENT  
CORRESPONDENT MEMBER OF  
DFK INTERNATIONAL

Mark Stafford  
BARRETT & PARTNERS

**VENEZUELA, RB**

TRANSPORTE INTERNACIONAL  
LÓGICA OCEÁNICA, C.A.

Jorge Acedo-Prato  
HOET PELAEZ CASTILLO &  
DUQUE

Tamara Adrian  
ADRIAN & ADRIAN

Yanet Aguiar  
DESPECHADO DE ABOGADOS  
MIEMBROS DE NORTON ROSE  
FULBRIGHT SC

Juan Enrique Aigster  
HOET PELAEZ CASTILLO &  
DUQUE

Pierre Aivasovsky  
BAKER & MCKENZIE

Enrique Altamari  
BAKER & MCKENZIE

Servio T. Altuve Jr.  
SERVIO T. ALTUVE R. &  
ASOCIADOS

Sergio Casinelli  
DESPECHADO DE ABOGADOS  
MIEMBROS DE NORTON ROSE  
FULBRIGHT SC

Arturo De Sola Lander  
DE SOLA PATE & BROWN,  
ABOGADOS - CONSULTORES

Carlos Domínguez Hernández  
HOET PELAEZ CASTILLO &  
DUQUE

María Gabriela Galavis  
HOET PELAEZ CASTILLO &  
DUQUE

Jose Garcia  
PWC VENEZUELA

Lynne H. Glass  
DESPECHADO DE ABOGADOS  
MIEMBROS DE NORTON ROSE  
FULBRIGHT SC

Diego González Crespo  
CASAS RINCON GONZALEZ  
RUBIO & ASOCIADOS

Andres Felipe Guevara  
BAKER & MCKENZIE

Alfredo Hurtado  
HURTADO ESTEBAN &  
ASOCIADOS - MEMBER  
OF RUSSELL BEDFORD  
INTERNATIONAL

Enrique Itriago  
RODRIGUEZ & MENDOZA

Gabriela Longo  
PALACIOS, ORTEGA Y  
ASOCIADOS

Maritza Mesgaros  
BAKER & MCKENZIE

Lorena Mingarelli Loggi  
DE SOLA PATE & BROWN,  
ABOGADOS - CONSULTORES

Amayris Muñoz  
HOET PELAEZ CASTILLO &  
DUQUE

Luis Esteban Palacios  
PALACIOS, ORTEGA Y  
ASOCIADOS

Luis Esteban Palacios Wannoni  
PALACIOS, ORTEGA Y  
ASOCIADOS

Bruno Paredes  
LOGISTIKA TSM

John R. Pate  
DE SOLA PATE & BROWN,  
ABOGADOS - CONSULTORES

Margie Pirela  
PWC VENEZUELA

Bernardo Pisani  
RODRIGUEZ & MENDOZA

Eduardo Porcarelli  
CONAPRI

Juan Carlos Pr6-Risquez  
DESPACHO DE ABOGADOS  
MIEMBROS DE NORTON ROSE  
FULBRIGHT SC

Melissa Puga Santaella  
CONAPRI

Aaron Quintero  
DESPACHO DE ABOGADOS  
MIEMBROS DE NORTON ROSE  
FULBRIGHT SC

Jos6 Alberto Ramirez  
HOET PELAEZ CASTILLO &  
DUQUE

Pedro Saghy  
DESPACHO DE ABOGADOS  
MIEMBROS DE NORTON ROSE  
FULBRIGHT SC

Laura Silva Aparicio  
HOET PELAEZ CASTILLO &  
DUQUE

Oscar Ignacio Torres  
TRAVIESO EVANS ARRIA RENGEL  
& PAZ

John Tucker  
HOET PELAEZ CASTILLO &  
DUQUE

Felipe Urdaneta  
DATACR6DITO - EXPERIAN  
VENEZUELA

Carlos Velandia Sanchez  
ASOCIACION VENEZOLANA DE  
DERECHO REGISTRAL (AVEDER)

Jos6 Vivas  
LAWYER

**VIETNAM**

PANALPINA WORLD TRANSPORT  
LLP

Samantha Campbell  
GIDE LOYRETTE NOUEL, MEMBER  
OF LEX MUNDI

Giles Thomas Cooper  
DUANE MORRIS LLC

Nhung Dang  
LVN & ASSOCIATES

Phuong Dgung Dang  
VISION & ASSOCIATES

Nguyen Dang Viet  
BIZCONSULT LAW FIRM

Thuy Linh Do  
KTC ASSURANCE & BUSINESS  
ADVISORS - MEMBER  
OF RUSSELL BEDFORD  
INTERNATIONAL

Linh Doan  
LVN & ASSOCIATES

Dang The Duc  
INDOCHINE COUNSEL

Thanh Long Duong  
ALIAT LEGAL

Lien Duong Hong  
PWC VIETNAM

David Fitzgerald  
PWC VIETNAM

Giang Ha Thi Phuong  
PWC VIETNAM

Lan Nghiem Hoang  
PWC VIETNAM

Le Hong Phong  
BIZCONSULT LAW FIRM

Tran Quang Huy  
VILAF LAW FIRM

Dai Thang Huynh  
DFDL

Tuong Long Huynh  
GIDE LOYRETTE NOUEL, MEMBER  
OF LEX MUNDI

Jean Claude Junin  
SDV LOGISTICS

Hai Long Khat  
INDOCHINE COUNSEL

Milton Lawson  
FRESHFIELDS BRUCKHAUS  
DERINGER

Anh Tuan Le  
CREDIT INFORMATION CENTRE -  
STATE BANK OF VIETNAM

Nguyen Huy Thuy Le  
INDOCHINE COUNSEL

Uyen Le Thi Canh  
LUATVIET - ADVOCATES &  
SOLICITORS

Nhan Lee  
DUANE MORRIS LLC

Le Thi Loc  
YKVN

Tien Ngoc Luu  
VISION & ASSOCIATES

Le Thi Luyen  
HO CHI MINH CITY POWER  
CORPORATION (EVN HCMC)

Hoang Minh Duc  
DUANE MORRIS LLC

Tung Ngo Thanh  
VILAF LAW FIRM

Ngoc Bui Ngoc  
D5 AVOCATS

Nguyen Ngoc Oanh  
INDOCHINE COUNSEL

Hoang Anh Nguyen  
MAYER BROWN LLP

Hoang Kim Oanh Nguyen  
BAKER & MCKENZIE

Khanh Ly Nguyen  
KTC ASSURANCE & BUSINESS  
ADVISORS - MEMBER  
OF RUSSELL BEDFORD  
INTERNATIONAL

Lan Phuong Nguyen  
VIETNAM CREDIT INFORMATION  
JSC (PCB)

Linh D. Nguyen  
VILAF LAW FIRM

Minh Tuan Nguyen  
VIET PREMIER LAW LTD.

Mui Nguyen  
WEISS-ROHLIG VIETNAM

Ngoc Duc Nguyen  
VIETNAM CREDIT INFORMATION  
JSC (PCB)

Phong Nguyen  
GIDE LOYRETTE NOUEL, MEMBER  
OF LEX MUNDI

Quoc Phong Nguyen  
ALIAT LEGAL

Quynh Hoa Nguyen  
DFDL

Thanh Hai Nguyen  
BAKER & MCKENZIE

Trang Nguyen  
CREDIT INFORMATION CENTRE -  
STATE BANK OF VIETNAM

Tram Nguyen Huynh  
GIDE LOYRETTE NOUEL, MEMBER  
OF LEX MUNDI

Trang Nguyen Kim  
INDOCHINE COUNSEL

Hung Duy Pham  
KTC ASSURANCE & BUSINESS  
ADVISORS - MEMBER  
OF RUSSELL BEDFORD  
INTERNATIONAL

Viet D. Phan  
LUATPVD

Vu Anh Phan  
INDOCHINE COUNSEL

Dang Anh Quan  
RUSSIN & VECCHI

Nguyen Que Tam  
CSP LEGAL LLC

Van Anh Thai  
KTC ASSURANCE & BUSINESS  
ADVISORS - MEMBER  
OF RUSSELL BEDFORD  
INTERNATIONAL

Thao Nguyen Thi  
PWC VIETNAM

Tan Heng Thye  
CSP LEGAL LLC

Antoine Toussaint  
GIDE LOYRETTE NOUEL, MEMBER  
OF LEX MUNDI

Hien Tran  
MAYER BROWN LLP

Quang Tran  
INDOCHINE COUNSEL

Quang Tuong Tran  
INDOCHINE COUNSEL

Dang Dinh Truong  
INDOCHINE COUNSEL

Giang Truong  
SDV LOGISTICS

Nam Hoai Truong  
INDOCHINE COUNSEL

Ho Anh Tuyet  
YKVN

Anh Thu Vu  
MAYER BROWN LLP

Dgung Vu  
LVN & ASSOCIATES

Phuong Vu  
LVN & ASSOCIATES

Son Ha Vuong  
VISION & ASSOCIATES

**WEST BANK AND GAZA**

Hani Abdel Jaldeh

Sari Abdo  
ITTQAN CONSULTING SERVICES

Murad Abu Mwis  
MINISTRY OF NATIONAL  
ECONOMY

Salah Alodeh  
RAMALLAH CHAMBER OF  
COMMERCE & INDUSTRY

Haytham L. Al-Zubi  
AL-ZUBI LAW OFFICE

Mohammad Amareh  
EU POLICE MISSION IN THE  
PALESTINIAN TERRITORIES  
(EUPOL COPPS)

Thaer Amro  
AMRO & ASSOCIATES LAW  
OFFICE

Hanna Atrash  
AEG

Firas Attareh  
HUSSAM ATTAREH GROUP FOR  
LEGAL SERVICES

Amjad Badran  
USAID WEST BANK AND GAZA

Andrew W. Craig  
HUSSEINI & HUSSEINI

Ali Faroun  
PALESTINIAN MONETARY  
AUTHORITY

Fadi Hamad  
USAID WEST BANK AND GAZA

Ali Hamoudeh  
JERUSALEM DISTRICT  
ELECTRICITY CO. LTD.

Maher Hanania  
EQUITY LEGAL GROUP

George Handal  
BETHLEHEM FREIGHT

Samir Hulileh  
PADICO HOLDINGS

Hiba I. Hussein  
HUSSEINI & HUSSEINI

Amjad Issa  
PALESTINE INVESTMENT  
PROMOTION AGENCY

Hussein Jaloudi  
MINISTRY OF FINANCE

Bilal Kamal  
ITTQAN ATTORNEYS-AT-LAW

Rasem Kamal  
KAMAL & ASSOCIATES  
- ATTORNEYS AND  
COUNSELLORS-AT-LAW

Mohamed Khader  
LAUSANNE TRADING  
CONSULTANTS

Tony H. Nassar  
A.F. & R. SHEHADEH LAW OFFICE

Hisham Omari  
JERUSALEM DISTRICT  
ELECTRICITY CO. LTD.

Raed Rajab  
INVESTMENT CLIMATE  
IMPROVEMENT PROJECT

Samir Sahhar  
HLB SAMIR B. SAHHAH  
CERTIFIED PUBLIC  
ACCOUNTANTS

Maysa Sarhan  
PALESTINIAN MONETARY  
AUTHORITY

Abdulrahman Sawayfeh  
STONE AND MARBLE CLUSTER

Kareem Fuad Shehadeh  
A.F. & R. SHEHADEH LAW OFFICE

Nadeem Shehadeh  
A.F. & R. SHEHADEH LAW OFFICE

Husein Shohi  
JUSTICE SECTOR ASSISTANCE  
PROJECT - JSAPII

Richard Wolfe  
CHEMONICS

Odeh Zaghmori  
PALESTINIAN FEDERATION OF  
INDUSTRIES

**YEMEN, REP.**

CENTRAL BANK OF YEMEN

SAS FOR CARGO SERVICES

Qusai Abdalla  
ABDALLA AL-MEQBELI &  
ASSOCIATES

Khalid Abdullah  
SHEIKH MOHAMMED ABDULLAH  
SONS (EST. 1927)

Tariq Abdullah  
LAW OFFICES OF SHEIKH TARIQ  
ABDULLAH

Shafiq Adat  
LAW OFFICES OF SHEIKH TARIQ  
ABDULLAH

Khaled Al Wagir  
KHALED AL WAZIR LAW FIRM

Ramgi Al-Ariqi  
GRANT THORNTON YEMEN

Mohamed Taha Hamood  
Al-Hashimi  
MOHAMED TAHA HAMOOD & CO.

Abdulkader Al-Hebshi  
ADVOCACY AND LEGAL  
CONSULTATIONS OFFICE (ALCO)

Ali Al-Hebshi  
ADVOCACY AND LEGAL  
CONSULTATIONS OFFICE (ALCO)

Maher Alkladi  
LAW OFFICES OF SHEIKH TARIQ  
ABDULLAH

Abdalla Al-Meqbeli  
ABDALLA AL-MEQBELI &  
ASSOCIATES

Ameen Al-Rabeei  
SAWSIA ORGANIZATION

Qais Alsanabani  
Q&A LAW OFFICE

Anis Ebrahim

Esam Nadeesh  
ADVOCACY AND LEGAL  
CONSULTATIONS OFFICE (ALCO)

Saeed Sohbi  
SAAEED HASSAN SOHBI

Khaled Hassan Zaid  
YEMEN CHAMBER OF SHIPPING

**ZAMBIA**

ENERGY MANAGEMENT SERVICES

Azghusein Adam  
AD ADAMS & CO.

Sudhir Balsure  
SWIFT FREIGHT INTERNATIONAL  
LTD.

Dickson Bwalya  
LISULO + BWALYA

Mwelwa Chibesakunda  
CHIBESAKUNDA & COMPANY,  
MEMBER OF DLA PIPER GROUP

Sydney Chisenga  
CORPUS LEGAL PRACTITIONERS

Vishal Joshi  
SWIFT FREIGHT INTERNATIONAL  
LTD.

Bruce Kaemba  
ZAMBIA CUSTOMS AND  
FORWARDING AGENTS  
ASSOCIATION

Chance Kaonga  
NATIONAL COUNCIL FOR  
CONSTRUCTION

Mutale Kasonde  
CHIBESAKUNDA & COMPANY,  
MEMBER OF DLA PIPER GROUP

Perine N. Kasonde  
ENVIRONMENTAL COUNCIL OF  
ZAMBIA


Walusiku Lisulo  
LISULO + BWALYA

Johan Lombaard  
MANICA AFRICA PTY. LTD.



Mumba Makumba PACRA	Daniel Garwe PLANET
Sylvester Mashamba NATIONAL COUNCIL FOR CONSTRUCTION	R.T. Katsande ZIMBABWE ELECTRICITY TRANSMISSION & DISTRIBUTION COMPANY
Bonaventure Mbewe BARCLAYS BANK	Abraham Kudgai Maguchu DUBE, MANIKAI AND HWACHA LEGAL PRACTITIONERS - DMH COMMERCIAL LAW CHAMBERS
Chosani Mbewe PWC ZAMBIA	
Harriet Mdala MUSA DUDHIA & COMPANY	Peter Lloyd GILL, GODLONTON & GERRANS
Jyoti Mistry PWC ZAMBIA	Manuel Lopes PWC ZIMBABWE
Mwape Mondoloka BARCLAYS BANK	Memory Mafo SCANLEN & HOLDERNESS
Mutule Museba CORPUS LEGAL PRACTITIONERS	Faro Mahere GILL, GODLONTON & GERRANS
Henry Musonda KIRAN & MUSONDA ASSOCIATES	Rita Makarau HIGH COURT ZIMBABWE
Lloyd Musonda PACRA	Zanudeen Makorie COGHLAN, WELSH & GUEST
Francis Mwape NATIONAL COUNCIL FOR CONSTRUCTION	Chris Masimu DIVINE FREIGHT
Nchima Nchito NCHITO AND NCHITO ADVOCATES	Thembiwe Magingi COGHLAN, WELSH & GUEST
Kanti Patel CHRISTOPHER RUSSELL COOK & CO.	Lloyd Mhishi MHISHI LEGAL PRACTICE
Solly Patel CHRISTOPHER RUSSELL COOK & CO.	H.P. Mkushi SAWYER & MKUSHI
Rodwyn Peterson CHIBESAKUNDA & COMPANY, MEMBER OF DLA PIPER GROUP	T. Muringani SPEARTEC
John Serlemitsos PLATINUM GOLD EQUITY	Joseph Musariri SFAAZ
Valerie Sesia CUSTOMIZED CLEARING AND FORWARDING LTD.	Eldard Mutasa HIGH COURT ZIMBABWE
Sharon K. Sichilongo ZAMBIA DEVELOPMENT AGENCY	Ostern Mutero SAWYER & MKUSHI
Mildred Stephenson CREDIT REFERENCE BUREAU AFRICA LTD.	Alec Tafadzwa Muza MAWERE & SIBANDA LEGAL PRACTITIONERS
Thomas Story PWC ZAMBIA	Phathisile Paula Ncube MAWERE & SIBANDA LEGAL PRACTITIONERS
Mephias Triboyi MUSA DUDHIA & COMPANY	Dudugile Ndawana GILL, GODLONTON & GERRANS
Enos Zulu PACRA	Raymond Nembo SAWYER & MKUSHI
<b>ZIMBABWE</b>	Maxwell Ngorima BDO TAX & ADVISORY SERVICES PVT. LTD.
ERNST & YOUNG	Oleen Singigi EXPERT DECISION SYSTEMS ZIMBABWE
Richard Beattie THE STONE/BEATTIE STUDIO	Ruvimbo Zhewe EXPERT DECISION SYSTEMS ZIMBABWE
Tim Boulton MANICA AFRICA PTY. LTD.	
Peter Cawood PWC ZIMBABWE	
Antony Chagonda SAWYER & MKUSHI	
Lindsay Cook ATHERSTONE & COOK	
Grant Davies MANICA AFRICA PTY. LTD.	
Beloved Dhlakama DHLAKAMA B. ATTORNEYS	
Farayi Dzirakumunda EXPERT DECISION SYSTEMS ZIMBABWE	
Paul Fraser LOFTY & FRASER	





[www.doingbusiness.org](http://www.doingbusiness.org)

ISBN 978-1-4648-0351-2



SKU 210351